

# ESGQ 2025



26th European Congress  
on Gynaecological Oncology

FEBRUARY 20–23, 2025  
ROME, ITALY

Welcome to  
**ROME**

**FINAL PROGRAMME**

MOBILE APP

# DOWNLOAD THE ESGO MOBILE APP



It is **mandatory to sign-in** to view the ESGO 2025 congress content. Please use the **same email used for registration** to the congress. ESGO members should use the email as for Membership access.

The mobile app enables you to search through **scientific programme** and receive **up-to-date information**, customize your **personal schedule**, browse abstracts and ePosters, interact with session chairs via **questions** and **voting** in selected sessions, and to turn-on **live captions** for live transcriptions and translations.

# LIST OF CONTENTS

## Congress Information

---

Programme Overview	4
Venue Map	14
Committees	16
General Information	17
Information for Presenters and Chairpersons	22
Instructions for Poster/ePoster Presenters	23
Networking Events	24
Awards and Recognitions	26

---

## Scientific Programme

---

Wednesday, February 19	27
Thursday, February 20	29
Friday, February 21	36
Saturday, February 22	46
Sunday, February 23	56
Patient Advocacy Seminar	59
Cinema Viewing	62
Posters	64
ePosters	80

---

## Acknowledgements & Industry Support

---

Acknowledgements	157
Industry Supported Sessions	158
Exhibition Map	168
Upcoming Events	171

---

# PROGRAMME OVERVIEW

## WEDNESDAY, FEBRUARY 19, 2025

Time/Room	Policlinico Gemelli – room 616	Policlinico Gemelli – room 615
08:30–18:00		<b>Workshop 3:</b> Prosection Cadaveric Workshop
09:00–13:00	<b>Workshop 1:</b> Ultrasound Assessment of Cervical Cancer	
14:00–18:00	<b>Workshop 2:</b> Robotic Surgery in Gynaecological Oncology	

---

**American Palace Hotel**

---

08:30–11:30  
ESGO Exam

12:30–15:30  
ESGO Exam

16:30–19:30  
ESGO Exam

---

# THURSDAY, FEBRUARY 20, 2025

<b>Time/Room</b>	<b>Hotel dei Congressi – Congressi</b>	<b>Hotel dei Congressi – Sfingi</b>
09:00–12:00	<b>Workshop 4:</b> Updates on Sentinel Node in Gynaecological Cancers	<b>Workshop 5:</b> How to Set Up Multi-Institutional Studies and Prospective Trials
12:00–12:30	Lunch break & exhibition	
<b>Time/Room</b>	<b>Session hall I</b>	<b>Session hall II</b>
12:30–13:30		<b>ESGO Colloquium 1:</b> Treatment Landscape in Endometrial Cancer
13:35–14:35	<b>Best oral session 1</b>	<b>Scientific session 1:</b> Is Fertility Preservation an Option in Unconventional Situations?
14:40–15:40	<b>State of the art session 1:</b> Consensus Statement on Prevention, Risk Reduction Strategies, and Management of Women with Hereditary Predisposition to Endometrial and Ovarian Cancer	<b>Scientific session 2:</b> The Challenge of Treating Adolescent and Young Adult with Cancer
15:40–16:00	Coffee break & exhibition	
16:00–17:00	<b>Debate 1:</b> A New Hope for MIS in Low Risk Cervical Cancer?	<b>Scientific session 4:</b> Molecular Subgroup GIS and Other Biological Aspects to Predict Efficacy of PARPi and/or IO in Endometrial Carcinoma
17:05–18:05	<b>Video session 1:</b> Cervical Cancer	<b>Scientific session 5:</b> Expectations from Radiotherapy in 2025
18:10–19:20	<b>Opening and Awards ceremony</b>	
19:20–20:00	Welcome drink	

<b>Session hall III</b>	<b>Exhibition</b>
<b>Industry symposium 1</b> non CME/CPD credit	
<b>Tumour board 1:</b> Endometrial Carcinoma non-dMMR: What to Do Now?	
<b>Scientific session 3:</b> How Molecular Analysis Can Help Managing Uterine Sarcoma Patients	
Coffee break & exhibition	<b>ESGO booth:</b> ESGO Curriculum
<b>Mini oral session 1:</b> Cervical Cancer	
<b>Scientific session 6:</b> Supportive Care and Involvement of Gynae Cancer Patients in Health Care and Research	
<b>Welcome drink</b>	<b>ESGO booth:</b> Presentation of Olivia

# FRIDAY, FEBRUARY 21, 2025

<b>Time/Room</b>	<b>Session hall I</b>	<b>Session hall II</b>
08:30–09:30	<b>Live surgery session</b>	<b>Scientific session 7:</b> Rare Tumours
09:35–10:35		<b>Debate 2:</b> Immune Therapy for Locally Advanced Cervical Cancer
10:35–11:00		Coffee break & exhibition
11:00–12:00		<b>Industry symposium 2</b> non CME/CPD credit
12:05–13:05	12:05-13:35 <b>State of the art session 3:</b> ESGO-ESTRO-ESP Guidelines on the Management of Endometrial Carcinoma	<b>Scientific session 8:</b> The Challenge for the Surgeon in Ovarian Cancer: Video Session on Intraoperative and Postoperative Complications
13:05–13:50		Lunch break & exhibition
13:50–14:50	<b>ESGO Colloquium 2:</b> Exploring ADCs in Platinum-Resistant Ovarian Cancer: Advancements and Patient-Centered Approaches	<b>Industry symposium 4</b> non CME/CPD credit
14:55–15:55	<b>Best oral session 2:</b> Endometrial Cancer	<b>Video session 2:</b> Vaginal and Vulvar Cancer
15:55–16:25	Coffee break & exhibition	
16:25–17:25	<b>Scientific session 10:</b> Pelvic Relapse: A Place for Surgery, Radiotherapy, Ablative Therapies or Target Therapies	<b>Mini oral session 3:</b> Ovarian Cancer
17:30–18:30	<b>Ask the expert:</b> Surgery and Related Topics	<b>Ask the expert:</b> Medical Treatment
20:00–22:00		



Session hall III	Meeting room I	Exhibition	
State of the art session 2: ESGO-INCIP Guidelines on Gynaecological Cancers in Pregnancy	Patient Advocacy Seminar		
Mini oral session 2: Endometrial Cancer			
Coffee break & exhibition		ESGO booth: World Gynecologic Oncology Day	
Industry symposium 3 non CME/CPD credit			
Best three minutes presentations			
Lunch break & exhibition		Poster viewing session A	
General assembly (ESGO members only)			
Scientific session 9: Updates on Last Clinical Trials that Have Changed Our Disease Management			
Coffee break & exhibition		Commented Poster session A	
Tumour board 2: Tumour Board Addressing Resources Challenges			
Ask the expert: Other Specializations			
			Offsite Invited speakers' dinner

# SATURDAY, FEBRUARY 22, 2025

Time/Room	Session hall I	Session hall II
07:30–09:00		
09:00–10:00	<b>Video session 3:</b> Ovarian Cancer	<b>Scientific session 11:</b> Everything We Should Know about ADC in Gynae Cancer
10:05–11:05	<b>Debate 3:</b> Comparing Total Mesometrial Resection and Radical Hysterectomy in Early Cervical Cancer	<b>Scientific session 13:</b> Pathology and Biology Supporting STIC Management
11:05–11:30	Coffee break & exhibition	
11:30–12:30		<b>Industry symposium 5</b> non CME/CPD credit
12:35–13:35	<b>Best oral session 3:</b> Late Breaking Abstracts	<b>Scientific session 14:</b> Implementation of Imaging through AI: Pathology, Radiology, and Surgery
13:35–14:20	Lunch break & exhibition	
14:20–15:20		<b>Industry symposium 6</b> non CME/CPD credit
15:25–16:25	<b>Scientific session 15:</b> Surgical Approach and (Re)-Staging in Early-Stage Ovarian Cancer	<b>Scientific session 16:</b> The New Elderly Population with Gynae Cancers: To Treat or not to Treat? How to Make the Right Choice
16:25–16:55	Coffee break & exhibition	
16:55–17:55	<b>Video session 4:</b> Endometrial Cancer	<b>State of the art session 4:</b> ESGO Cervical Cancer Resource Stratified Guidelines
18:00–19:00	<b>Best oral session 4:</b> Cervical Cancer	<b>Scientific session 18:</b> Updates on Currently Recruiting Surgical Gyn-Onc Trials
19:00–19:30	<b>Closing ceremony</b>	
19:30–20:00	Farewell drink	
21:00–24:00		

Session hall III	Meeting room I	Exhibition
		Offsite ESGO Awareness run & walk ENYGO Tree planting
<b>Scientific session 12:</b> How to Improve Sexual Health during and after Treatment of Gynaecological Cancers		
<b>Mini oral session 4:</b> Miscellaneous	<b>Patient Advocacy Seminar</b>	
Coffee break & exhibition		<b>ESGO booth:</b> Prevention Committee
<b>Tumour board 3:</b> Molecular Tumour Board: Addressing Homologous Recombination Proficiency in Ovarian Cancer		
Lunch break & exhibition		<b>Poster viewing session B</b>
<b>Young investigator session</b>		
Coffee break & exhibition		<b>Commented Poster session B</b>
<b>Scientific session 17:</b> Sustainability Aspect in Research and Medicine: Improving Our Practice in Improving Our Carbon Footprint		
<b>Tumour board 4:</b> An Introduction to AI and ChatGPT in Our Clinic		
<b>Farewell drink</b>		
		<b>Offsite</b> Networking event

# SUNDAY, FEBRUARY 23, 2025

<b>Time/Room</b>	<b>Hotel La Lama – Terragni</b>	<b>Hotel La Lama – Piacentini</b>
08:30–13:30		
09:00–12:00	<b>Workshop 6:</b> Ultraminimally Invasive Surgery for Fertility Preservation, including Notes and Hysteroscopy	<b>Workshop 7:</b> Translational Research Session – ESGO TransLink

---

**Hotel dei Congressi – Congressi**

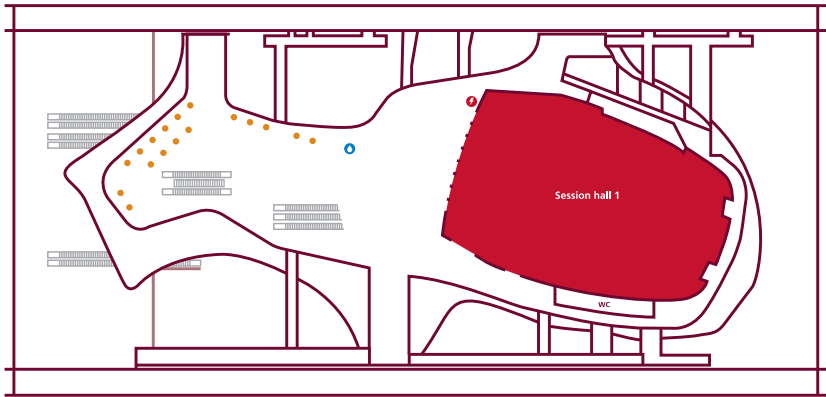
---

**ESGO-SIGO Symposium:**  
Innovation in Gynaecological Oncology

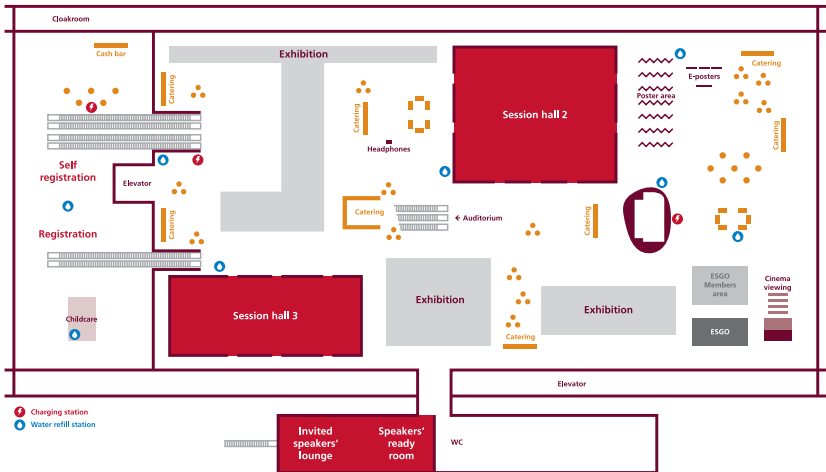
---

# VENUE MAP

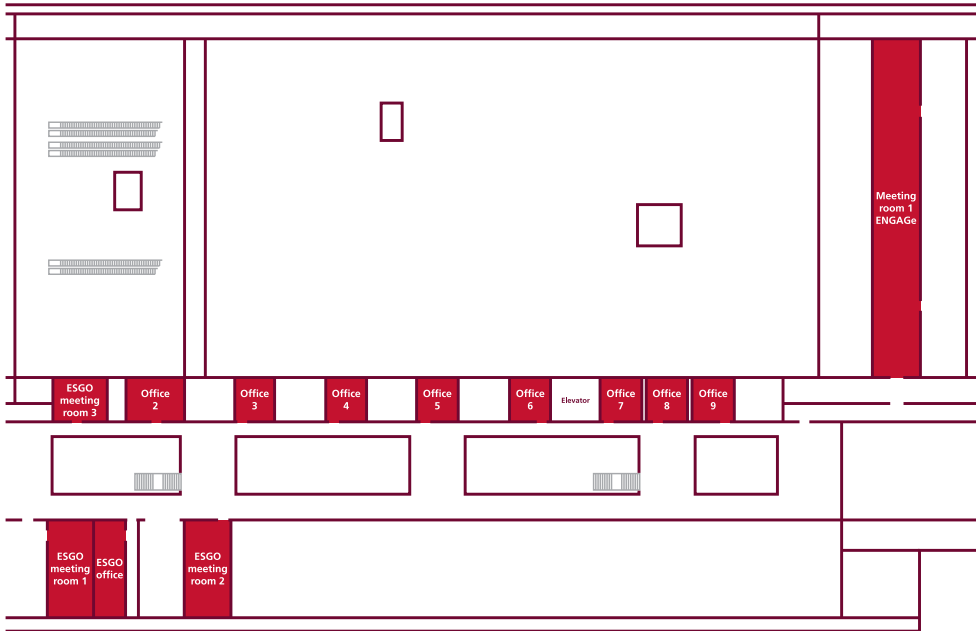
## Convention Center "La Nuvola" Second floor



## First floor – Forum



## Mezzanine floor



# COMMITTEES

## ESGO Officers

Anna Fagotti, *Italy*, President & Local Chair  
Maja Pakiz, *Slovenia*, Vice-President  
Jalid Sehouli, *Germany*, President-Elect  
Nicole Concin, *Austria*, Past President

## Council Members

Frederic Amant, *Belgium / The Netherlands*  
Ane Gerda Eriksson, *Norway*  
Daniela Fischerová, *Czech Republic*  
Viola Heinzelmänn-Schwarz, *Switzerland*  
Domenica Lorusso, *Italy*  
Alejandra Martinez, *France*  
Olga Matylevich, *Belarus*  
Remi Nout, *The Netherlands*  
Zoltan Novak, *Hungary*  
Isabelle Ray-Coquard, *France*, ENGOT Chair  
Basel Refky, *Egypt*  
Nikolaos Thomakos, *Greece*  
Kim Hulscher, *The Netherlands*, ENGAGE Co-chair  
Philippe Morice, *France*, ENGAGE Co-Chair  
Aleksandra Strojna, *Germany*, ENYGO Chair

## Scientific Programme Committee

Scientific Programme Committee Chair  
Isabelle Ray-Coquard, *France*

## Committee Members

Nadeem Abu-Rustum, *United States*  
Frederic Amant, *Belgium / The Netherlands*  
Nicolo Bizzarri, *Italy*  
Ane Gerda Eriksson, *Norway*  
Daniela Fischerova, *Czech Republic*  
Philipp Harter, *Germany*  
Viola Heinzelmänn-Schwarz, *Switzerland*  
Joanna Kacperczyk-Bartnik, *Poland*  
Jonathan Ledermann, *United Kingdom*  
Domenica Lorusso, *Italy*  
Philippe Morice, *France*  
Zoltan Novak, *Hungary*  
Ana Oaknin, *Spain*  
Maja Pakiz, *Slovenia*  
Basel Refky, *Egypt*  
Jalid Sehouli, *Germany*



# GENERAL INFORMATION

## Congress Venue

Convention Center “La Nuvola”

Viale Asia, 40 /44, 00144 Roma

[www.romaconventiongroup.it/en/](http://www.romaconventiongroup.it/en/)



## Registration Helpdesk

Registration desk will be located on the ground floor and will be open as follows:

Thursday, February 20	08:00–20:00
Friday, February 21	07:30–18:00
Saturday, February 22	07:00–19:00

## Accreditation

The **26th European Congress on Gynaecological Oncology (ESGO 2025), Rome, Italy 20/02/2025 – 23/02/2025** has been accredited by the European Accreditation Council for Continuing Medical Education (EACCME®) with **20 European CME credits (ECMEC®s)**. Each medical specialist should claim only those hours of credit that he/she actually spent in the educational activity. Credit will be converted based on one (1) hour of participation equalling one credit for all activities.

Through an agreement between the Union Européenne des Médecins Spécialistes and the American Medical Association, physicians may convert EACCME® credits to an equivalent number of **AMA PRA Category 1 Credits™**. Information on the process to convert EACCME® credit to AMA credit can be found at <https://edhub.ama-assn.org/pages/applications>.

Live educational activities, occurring outside of Canada, recognised by the UEMS- EACCME® for ECMEC®s are deemed to be Accredited Group Learning Activities (Section 1) as defined by the Maintenance of Certification Program of the Royal College of Physicians and Surgeons of Canada.

## Credit Breakdown

February 20	5 credits
February 21	6 credits
February 22	6 credits
February 23	3 credits

## Obtaining credits

As a CME provider, ESGO must deliver the number of credits to participants based on their actual attendance, therefore we are required to monitor the presence of each participant for each session of the event. One entrance of each session hall will be clearly marked “*CME credits*” where hostesses will scan participants’ badges to monitor their participation in scientific sessions. The total number of credits based on participation will be provided after completing an evaluation survey.

## Badges

Access to the congress is only possible with your personal name badge. Please wear your badge at all times and at any offsite happening as all pre-booked events are listed there instead of vouchers.

If you forget/lose your badge, we can reprint it for 50 EUR.

All ESGO members will have "ESGO member" printed on their badge. If your member acknowledgement is missing, please come to the Registration desk and you will receive a new badge.

## Blackout Policy

ESGO kindly requests that all delegates and supporters (sponsors, exhibitors, special interest groups, and other stakeholders) respect the ESGO black out policy and refrain from holding organised meetings for more than 8 people in parallel with the scientific sessions.

## Blackout Times

Thursday, February 20	12:30–19:00
Friday, February 21	08:30–18:00
Saturday, February 22	09:00–19:00

## Certificate of Participation

At the end of the congress a link to complete an online evaluation form\* will be sent to all registered participants with an explanation how to claim their certificates of attendance and CME points.

*\*This is a mandatory process requested by the U.E.M.S. / EACCME (European Accreditation Council for Continuing Medical Education).*

Please note that you must use dedicated entrance to the session halls to be able to obtain the CME credits.

## Childcare

Pre-registered daycare service is located on the ground floor.

## Cinema Viewing

Video submissions are shown in the Cinema viewing area located in the exhibition hall, next to ESGO booth, at times indicated onsite.

## Cloakroom

A cloakroom is available to keep your coats and luggage. It is located on the ground floor and is free of charge for delegates and exhibitors. For security reasons, please be informed that suitcases are not allowed within the congress area and must be stored at the cloakroom.

## Congress Abstracts & Embargo Policy

All accepted abstracts (incl. Late breaking abstracts) will be published in the online supplement of the International Journal of Gynecological Cancer (IJGC), also available via the ESGO congress website and mobile app. Full texts of regular abstracts will be published 10 days prior to the congress (February 10) and LBA will be published on the first day of the congress (February 20).

## Congress App

Please do not forget to download the **ESGO Events App** at home before the congress starts. Navigate through the congress app and get access to the Scientific Programme from your iPhone, iPad, or Android phone. View sessions by day and category, access abstracts and e-posters, locate exhibitors, and much more.

After download, it is **mandatory to sign-in** to see the congress content. Please use the same email address as for registration. ESGO members should use their Membership email address.

Once logged in, you are able to search through **scientific programme** and receive **up-to-date information** and **special notifications**, customize your **personal schedule**, communicate with other delegates, browse abstracts and ePosters, interact with session chairs via **questions** and **voting** in selected sessions, and to turn-on **live captions** for live transcriptions and translations. ESGO members can exercise their voting rights during the General Assembly.

## Emergency Telephone Number

Emergency telephone number **112** (police) can be dialled free of charge. You can also dial **118** for medical emergency or **115** for fire department.

## Guest Attendance Policy

All event activities (including educational sessions, meal functions, exhibition etc.) are exclusively reserved for registered attendees. Non-registered guests (including children, family members, colleagues etc.) are not allowed in any of the event areas (except for pre-registered daycare service). Badges provided at the registration desk are required for entrance into all functions and will be strictly enforced.

## Headphones

For the comfort of all delegates and good sound, portable headphones and a receiver will be available for use in session halls 2 & 3 and in the Cinema viewing area. Delegates can collect these in front of these halls and drop them off at the same place or in the registration area when leaving the venue.

We kindly ask all participants to return the headphones at the end of each day. A fine will be applied for non-returned devices.

Participants can also use their own headphones (with plug-in option). Please check the App for further instructions how to use the device.

## Industrial Exhibition

Companies are given the opportunity to display their latest products, services and technical innovations. The exhibition is located on the first floor of La Nuvola (Forum). Opening hours of the exhibition area:

Thursday, February 20	12:00–20:00
Friday, February 21	10:00–17:30
Saturday, February 22	10:00–17:00

## Journal

ESGO 2025 accepted abstracts are published in an online supplement to IJGC (International Journal of Gynecological Cancer).

### **Liability & Insurance**

The congress organisers cannot accept liability for personal injuries sustained, for loss or damage of property belonging to congress participants, either during, or as a result of the meeting. Participants are advised to take out their own personal travel and health insurance for their trip.

### **Language**

The official language of the congress is English. Simultaneous translation will not be provided.

### **Live Captions & Translation**

For the comfort of all delegates, live captions are available via the congress mobile app. With AI-powered live transcriptions and translations, users can select live captions in the spoken language or opt for translations in their preferred language, ensuring seamless comprehension and engagement during the event. Please click on Live captions tab under each Interactive session to see transcribed text.

### **Photography, Recoding Privileges**

Congress content is the copyright of ESGO, however, non-flash photography using personal devices and for strictly personal, social or non-commercial use, is permitted if not disruptive to the speaker and/or other session attendees. Video or audio recording in scientific sessions is not permitted unless authorized by ESGO.

During the congress photographs will be taken. This serves the purpose of publication on the website and/or on social media platforms of the organizer. It may hereby be possible that people present are also photographed in a way that they can be identified. The legal basis for photographing is Article 6, Paragraph 1, lit. f GDPR, the organizer's legitimate interest is to publicly document the event.

This is explicitly stated at each event. If required, you can obtain information at the registration desk of the event if you do not wish that photographs on which you are identifiable will be published.

### **Poster/ePoster Area**

Paper poster boards and ePoster terminals are located in the exhibition hall.

**Paper posters Group A** will be on display from 08:00 until 18:00 on Friday, February 21.

**Paper posters Group B** will be on display from 08:00 until 18:00 on Saturday, February 22.

We advise authors to stand by their poster(s) during the break on Friday, February 21 from 13:05–13:50 and on Saturday, February 22 from 13:35–14:20 to possibly answer questions from participants.

**Commented paper poster session** with selected posters and moderators will be held on Friday, February 21 between 15:55-16:25 (Group A) and Saturday, February 22 between 16:25–16:55 (Group B) in the Cinema viewing area next to ESGO booth.

### **Recognition, Acknowledgements & Industry Support**

In accordance with compliance regulations, industry supporting the congress will be acknowledged separately from the scientific programme. Industry information will appear at the back of the book.

### **Recorded Sessions**

The scientific programme in three main halls will be recorded and available on eAcademy for all congress participants after the congress until May 31, 2025.

### **Refreshments**

Coffee and lunch will be served in the exhibition hall at the times indicated in the programme overview and are included in the registration fee.

### **Responsibility**

The participant acknowledges that he/she has no right to lodge damage claims against the organisers should the holding of the congress be hindered or prevented by unexpected political or economic events or generally by force majeure or should the non-appearance of speakers or other reasons necessitate programme changes. With his/her registration, the participant accepts this proviso.

### **Safety & Security**

Please do not leave any bags or suitcases unattended at any time, whether inside or outside session halls.

### **Scanning of Your Badge**

Participants are not obliged to allow exhibitors to scan their badge in the exhibition area or when entering an industry symposium. Participants must show their badge for prove of access rights, but do not need to allow a company to scan it. With allowing a company to scan, you acknowledge that your registration details will be forwarded to the exhibitor.

### **Speakers' Ready Room**

The Speakers' room is located on first floor of La Nuvola, on the right side, and will be open as follows:

<b>Thursday, February 20</b>	10:30–20:00
<b>Saturday, February 21</b>	07:00–18:00
<b>Friday, February 22</b>	08:00–17:00

### **Sustainable Congress**

ESGO deeply cares about the environment and therefore is assessing the sustainability of all activities at the congress to reduce the environmental footprint. For that reason, majority of materials are purely digital. We will supply you with a water bottle and you are kindly requested to keep it throughout the congress and refill it.

### **Time Zone**

The time zone in Rome is CET (Central European Time) UTC/GMT +1 hour.

### **Wi-Fi Connection**

Free internet connection is available for congress delegates at the venue. Please be aware that public Wi-Fi capacity is always limited and therefore limited to email and web browsing activity.

**Wi-Fi Network: ESGO2025**

**Password: ESGO2025**

# INFORMATION FOR PRESENTERS & CHAIRPERSONS

Please check the congress mobile App for the interactive online programme in case of last-minute scheduling changes.

**Speakers' Ready room** is located on the first floor of La Nuvola, on the right side, and will be open as follows:

Thursday, February 20	10:30–20:00
Saturday, February 21	07:00–18:00
Friday, February 22	08:00–17:00

## Oral presentations

- If using a PowerPoint (or any other computer) presentation, please note you need to bring it on a disk or key memory stick (using the USB port in the computer) and upload it on one of the congress computers in the Speakers' ready room, **at least 1 hour before the start of the session.**
- If combining video films with PowerPoint, please make sure to check it in the session hall where your lecture is taking place during a coffee or lunch break prior to your session, at least 30 minutes before the start of the session, even after checking it in the Speakers' ready room.
- **Macintosh (Apple) users** may alternatively use their own laptop computer. In such case, please provide a HDMI adaptor for external signal. Please inform the Speakers' ready room staff at least 1 hour before the start of the session and test it in the session hall where your lecture is taking place during a coffee or lunch break prior to your session, at least 30 minutes before the start of the session.

**Please note that in compliance with the EACCME® requirements all speakers are required to include a slide disclosing conflicts of interest in the beginning of their presentations.**

**All speakers with an oral presentation will be asked to sign an online publication authorization form.**

All recorded sessions as well as final presentations in non-editable version will be available on ESGO eAcademy for congress delegates (until May 31, 2025) and for ESGO members (after June 1, 2025) within a week after the event.

# INSTRUCTIONS FOR POSTERS & EPOSTERS

The Poster Area will be located in the exhibition hall. Posters will be organized according to the topics and numbers. The poster boards will be labelled with Poster ID according to the programme. Please see the list of posters for the board number on which you should display your poster.

## Paper Poster Timelines – Group A

- Authors are invited to put up their posters on **Friday, February 21 at 08:00**.
- Posters will be displayed **until 18:00 on Friday, February 21**.

We kindly request the presenters to remove the posters **before 19:00** otherwise they will be removed and discarded.

Please note this is a Poster viewing only, no official time for discussion is given to speakers. However, it is recommended that you stand by your poster during the break on Friday, February 21 from **13:05–13:50**.

**Commented paper poster session** with selected posters and a moderator will be held on **Friday, February 21** from **15:55–16:25** in the Cinema viewing area, next to ESGO booth. The presenting author must be present to give a brief introduction and to answer questions from the discussant and the audience.

## Paper Poster Timelines – Group B

- Authors are invited to put up their posters on **Saturday, February 22 at 08:00**.
- Posters will be displayed **until 18:00 on Saturday, February 22**.

We kindly request the presenters to remove the posters **before 19:00** otherwise they will be removed and discarded.

Please note this is a Poster viewing only, no official time for discussion is given to speakers. However, it is recommended that you stand by your poster during the break on Saturday, February 22 from **13:35–14:20**.

**Commented paper poster session** with selected posters and a moderator will be held on **Saturday, February 22** from **16:25–16:55** in the Cinema viewing area, next to ESGO booth. The presenting author must be present to give a brief introduction and to answer questions from the discussant and the audience.

## ePosters

ePoster terminals are located in the exhibition hall, near the paper poster area. They can also be accessed via the mobile App or browsed in the online scientific programme.

## Cinema Viewing

Video abstracts will be shown at the Cinema viewing area in the exhibition hall, next to ESGO booth, in times indicated onsite.

# NETWORKING EVENTS AND HAPPENINGS

## THURSDAY, FEBRUARY 20

### **15:40–16:00 ESGO Curriculum Presentation at ESGO booth**

Come and celebrate with us the Launch of the updated ESGO Curriculum at the ESGO booth! You will have a chance to learn about what is new in this revised version directly from the Co-Chairs and Members of the 2025 ESGO Curriculum update Working group.

#### **Are you a trainee at an ESGO accredited training centre?**

Don't miss your opportunity to become a certified European Gynaecological Oncologist. Make sure to come and find out more about the process and about the brand new version of the ESGO Curriculum.

### **18:10–19:20 Opening and Awards Ceremony**

All delegates are invited to join the Opening and Awards Ceremony in the Session hall I (Auditorium). The session will include welcome speeches, Presidential talk, Lifetime Achievement Award, IJGC awards and a lecture "All roads lead to Rome".

### **19:20–20:00 Welcome Drink**

Greet your colleagues and friends during a welcome drink in the exhibition hall to close the first congress day. Be sure to stop by at the ESGO booth where the presentation of Olivia – the digital patient pathway in Italian, will be presented accompanied by a short performance.

### **19:20–19:40 Presentation of Olivia, the Digital Patient Pathway**

Come meet Olivia and learn about how she helps support your ovarian patients through their cancer journey! Olivia is an all-in-one resource that anyone can access to educate themselves and find reliable information on both the medical and emotional aspects and impact of ovarian cancer.

We welcome special guest musician Francesca Pichierri, who will perform for us from her album *Cellule Stronze*, inspired by her mother's experiences with ovarian cancer. The single "Gelo" from that album was released in connection with World Gynecologic Oncology Day on September 20, 2024.

## FRIDAY, FEBRUARY 21

### **10:35–11:00 World Gynecologic Oncology Day Presentation at ESGO booth**

World Gynecologic Oncology Day is a worldwide awareness campaign of ESGO and ENGAGE. Come to the ESGO booth and learn about successful events all over the world. Take part in #WorldGODay initiative to show our unity in fighting against gynaecological cancers!

### **13:50–14:50 ESGO General Assembly (for ESGO members only)**

All ESGO members are welcome to participate in this assembly where important decisions about the future of the society will be made, including a selection of a new Council member. Please join us in the Session hall 3.



**19:15–23:00 Invited Speakers' Dinner (on invitation only)**

Our faculty members are kindly invited to a dinner in beautiful Doria Pamphilj Palace. Bus transportation from the La Lama Hotel will be provided.

## SATURDAY, FEBRUARY 22

**07:30–08:15 ESGO Awareness Run and Walk\***

Start your day with a meaningful exercise along a lake Lago dell'EUR near the congress venue. Winners of the run will get a plaque for Best running man and Best running woman during the Closing ceremony.

Let's all meet at 7:30 in front of La Nuvola and **raise awareness on early detection of gynaecological cancers and HPV vaccination programmes!**

*\*Please book your ticket at the Registration desk, the cost is 15 € and includes a T-shirt and refreshments.*

**08:15–08:30 ENYGO Traditional Tree Planting**

After a refreshing run or walk at Lago dell'EUR, continue the momentum by participating in ENYGO's tree planting initiative, the 7<sup>th</sup> traditional Tree planting. Contribute to a greener Rome while supporting a great cause. Together, let's make a lasting environmental impact!

**11:05–11:30 Prevention Committee Presentation at ESGO booth**

The Prevention Committee will present the outcomes of another successful year in terms of scientific publications, surveys and educational events. We will reveal details about the virtual conference on cervical cancer elimination that generated almost 1300 registered from the LIC/LMIC region. Last but not least, we will share the long and mid-term vision of the committee as well as strategic plans for the next year.

**19:00–19:30 Closing Ceremony**

All delegates are invited to join the Closing ceremony to summarize the congress. The session will include the ESGO Awareness Run awards and Young Investigator award as well as an invitation to the ESGO 2026 congress in Copenhagen.

**19:30–20:00 Farewell Drink**


Stay till the end of the congress to part with friends, old or new in the exhibition area. Let's close the greatest European gynae-oncology congress together!

**21:00–02:00 Networking Event\***

We invite all delegates, fellows, students, and trainees to join friends and colleagues at the networking event in the famous the Piper Club Roma for an evening full of dancing and fun. Join us for an unforgettable evening where the spirit of the 70s comes alive with pulsating beats, dazzling lights, and a crowd that knows how to celebrate. Dress to impress in your best 70s attire! We want to see you in your finest retro looks, from bell-bottoms to platform shoes, from sparkling jumpsuits to groovy prints. The more 70s, the better! Arrive early to benefit from an open bar and Italian specialties.

*\*Please check for availability at the Registration desk, the cost of the ticket onsite is 65 € and includes an entrance fee, 2 hrs open bar, 1 drink voucher, finger food, DJ and cloakroom service. No transfer will be provided.*

## AWARDS AND RECOGNITIONS



### **ESGO Lifetime Achievement Award 2025**

The prize will be awarded to **Prof. Denis Querleu**, *France/Italy* during the Opening and Awards Ceremony on Thursday, February 20 at 18:10 in Session hall I (Auditorium).

The laudation speech will be given by Prof. Luis Chiva (*Spain*).

### **IJGC Awards – Most Downloaded Article Awards and Top Reviewer Awards**

Pedro T. Ramirez, the Editor-in-Chief of the International Journal of Gynecological Cancer will present the awards during the Opening and Awards Ceremony on Thursday, February 20 at 18:10 in Session hall I (Auditorium).

The Most Downloaded Article Awards are given to the lead authors of the most downloaded, second most downloaded, and third most downloaded articles. The Top Reviewer Awards are awarded to ten reviewers, as determined by the editor-in-chief and associate editors.

### **ENYGO Young Investigator Award**

The award will be given to the author of the best presentation within the Young Investigator Session during the Closing ceremony on Saturday, February 22 at 19:00 in Session hall I.

### **ESGO Awareness Run Awards**

Winners of the run will get a plaque for Best running man and Best running woman. The awards will be presented during the Closing ceremony on Saturday, February 22 at 19:00 in Session hall I.

# SCIENTIFIC PROGRAMME

## WEDNESDAY, FEBRUARY 19

American Palace Hotel

08:30–11:30 ESGO Exam Group 1

Policlinico Gemelli – room 615

08:30–18:00 **Workshop 3: Prosection Cadaveric Workshop**

*Chairs: Andrea Rosati (Italy), Christina Fotopoulou (United Kingdom)*

*Moderator: Luis Chiva (Spain)*

08:30–09:30 **Upper Abdomen – Right Upper Quadrant: Liver Area & Diaphragmatic Stripping/Resection**

*Andrea Rosati (Italy)*

09:30–10:30 **Upper Abdomen – Left Upper Quadrant: Splenectomy, Distal Pancreatectomy, Gastrectomy, Lesser Sac/Coeliac Trunk**

*Artem Stepanyan (Armenia)*

11:00–12:00 **Small and Large Bowel and Aorto-Caval Region – Small & Large Bowel**

*Ignacio Zapardiel (Spain)*

12:00–13:00 **Small and Large Bowel and Aorto-Caval Region – Paraaortic and Paracardiac Lymph Node Resection**

*Christina Fotopoulou (United Kingdom)*

13:30–14:30 **Pelvis – Pelvic Lymph Node Dissection, Radical Hysterectomy & Pelvic Autonomic Neuroanatomy**

*Denis M Querleu (Italy)*

14:30–15:30 **Pelvis – Approach to Laterally Extended Pelvic Resection & “Out of the Box” Procedures**

*Çagatay Taskiran (Türkiye)*

16:00–17:00 **Vulvar Cancer – Surgical Anatomy of the Vulvo-Perineal Region**

*Giorgia Garganese (Italy)*

17:00–18:00 **Vulvar Cancer – Inguino-Femoral Lymph Node Dissection**

*Denis M Querleu (Italy)*

American Palace Hotel

12:30–15:30 ESGO Exam Group 2

**Policlinico Gemelli – room 616**

- 09:00–13:00 Workshop 1: Ultrasound Assessment of Cervical Cancer**  
*Chairs: Antonia Carla Testa (Italy), Daniela Fischerova (Czech Republic)*
- 09:00–09:20 **Introduction of Ultrasound in Cervical Cancer, including Scientific Results and Role in Current Guidelines (ESGO/ESTRO/ESP, FIGO)**  
*Elisabeth Epstein (Sweden)*
- 
- 09:20–10:00 **Systematic Approach for Cervical Cancer Staging**  
*Daniela Fischerova (Czech Republic)*
- 
- 10:00–10:20 **Parametrial Assessment and Pelvic Side Wall Assessment**  
*Antonia Carla Testa (Italy)*
- 
- 10:20–12:00 **Four Live Scans and Clinical Cases**  
*Daniela Fischerova (Czech Republic), Antonia Carla Testa (Italy), Elisabeth Epstein (Sweden)*
- 
- 12:00–13:00 **CITA Certificate Test**  
*Elisabeth Epstein (Sweden)*
- 

**Policlinico Gemelli – room 616**

- 14:00–18:00 Workshop 2: Robotic Surgery in Gynaecological Oncology**  
*Chairs: Francesco Fanfani (Italy), Berta Díaz-Feijoo (Spain)*
- 14:00–14:20 **Robotic Surgery in Endometrial Cancer: Precision, Efficiency, and Improved Outcomes**  
*Silvia Cabrera Diaz (Spain)*
- 
- 14:20–14:40 **Mastering Radical Hysterectomy: Techniques and Challenges**  
*Henrik Falconer (Sweden)*
- 
- 14:40–15:00 **ESGE/ESGO/SERGS Consensus Statement on Surgical Steps in Minimally Invasive Surgery in Gynaecologic Oncology: Transperitoneal and Extraperitoneal Approach for Paraaortic Lymphadenectomy**  
*Sergi Fernandez Gonzalez (Spain)*
- 
- 15:00–15:20 **Role of Robotic Laparoscopic in Early and Advanced Ovarian Cancer**  
*Vanna Zanagnolo (Italy)*
- 
- 15:20–15:40 **Discussion**
- 
- 15:50–18:00 **Video session**  
*Francesco Fanfani (Italy), Berta Díaz-Feijoo (Spain), Silvia Cabrera Diaz (Spain), Henrik Falconer (Sweden), Sergi Fernandez Gonzalez (Spain), Vanna Zanagnolo (Italy)*
- 

**American Palace Hotel**

- 16:30–19:30 ESGO Exam Group 3**

# THURSDAY, FEBRUARY 20

## Hotel dei Congressi – hall Congressi

**09:00–12:00 Workshop 4: Updates on Sentinel Node in Gynaecological Cancers (organized by ENYGO)**

*Chairs: Nicolo Bizzarri (Italy), Ilker Kahramanoglu (Türkiye)*

09:00–09:15 **Endometrial cancer: molecular classification and SLN**

*Nadeem Abu-Rustum (United States)*

09:15–09:30 **Cervical cancer: updates on SLN and interim analysis of SENTICOL III**

*Enora Laas (France)*

09:30–09:45 **Ovary: Controversies and Updates on SLN in Apparent Early Stage**

*Berta Diaz-Feijoo (Spain)*

09:45–10:00 **Vulva: Tracers and Approach Updates**

*Enora Laas (France)*

10:00–10:15 **Tips and Tricks for SLN Detection with ICG**

*Nicolo Bizzarri (Italy)*

10:15–10:30 **Innovations and New Techniques (including Imaging and OSNA)**

*Ignacio Zapardiel (Spain)*

10:30–10:45 **How to handle SLN without ICG**

*Ilker Kahramanoglu (Türkiye)*

10:45–11:15 **Video Session with Discussion**

11:15–12:00 **Discussion**

## Hotel dei Congressi – hall Sfingi

**09:00–12:00 Workshop 5: How to Set Up Multi-Institutional Studies and Prospective Trials (organized in co-operation with ENGOT and ENYGO)**

*Chairs: Ane Gerda Z Eriksson (Norway), Antonio Gonzalez Martin (Spain), Tibor Andrea Zwimpfer (Switzerland)*

09:00–09:30 **Setting Up a Retrospective, Clinical Multi-Center Collaborative Study, Lessons Learned. Early Career Perspective**

*Enrique Maria Chacon Cruz (Spain)*

09:30–09:45 **Discussion**

09:45–10:15 **EU-Funded Investigator Initiated Research, My Journey Setting Up Networks for Academic Investigator Initiated Trials and Biobanking**

*Nicole Concin (Austria)*

10:15–10:30 **Discussion**

10:30–10:55 **Pharma-Funded Multicenter Trials, from Initial Idea to NEJM Publication**

*Antonio Gonzalez Martin (Spain)*

10:55–11:10 **Discussion**

11:10–11:30 **How We Set up the ESGO Ovarian Cancer Database and Associated Projects**

*Ane Gerda Z Eriksson (Norway)*

11:30–12:00 **Panel Discussion and Q&A**

**Session hall 2****12:30–13:30 Colloquium 1: Treatment Landscape in Endometrial Cancer***Chair: Ana Oaknin (Spain)***12:30–12:45 Treatment Landscape in Endometrial Cancer***Ana Oaknin (Spain)***12:45–13:00 Chemo Free Treatment in Endometrial Cancer***Christian Marth (Austria)***13:00–13:15 What Could Be the Options of Post Immunotherapy?***Sandro Pignata (Italy)***13:15–13:30 Discussion****Session hall 3****12:30–13:30 Industry symposium 1 (non CME/CPD credit)****Session hall 1****13:35–14:35 Best oral session 1***Chairs: Anna Fagotti (Italy), Luis M Chiva (Spain)***13:35–13:45 Quality-Adjusted Time without Symptoms of Disease Progression or Toxicity Analysis of Mirvetuximab Soravtansine Versus Investigator's Choice of Chemotherapy in Folate Receptor-Alpha Positive, Platinum-Resistant Ovarian Cancer***Felix Hilpert (Germany)***13:45–13:55 The Impact of the LETSGO Personalized Follow-Up Model on Empowerment and Quality of Life in Gynaecological Cancer Survivors: a Multicenter Quasi-Experimental Study***Ingvild Vistad (Norway)***13:55–14:05 Complications and Recurrence After Pelvic Exenteration for Gynecologic Malignancies: Analysis of Surgical Complications from the COREPEX Study.***Nicolò Bizzarri (Italy)***14:05–14:15 Health-Related Quality of Life After Risk-Reducing Hysterectomy: A Cross-Sectional Study of Women with Lynch Syndrome***Samuel Oxley (United Kingdom)***14:15–14:25 Discussant***Jalid Sehouli (Germany)*

### Session hall 2

- 13:35–14:35 Scientific session 1: Is Fertility Preservation an Option in Unconventional Situations?**  
*Chairs: Nikolaos Thomakos (Greece), Nadeem R. Abu-Rustum (United States)*
- 
- 13:35–13:50 **Fertility Sparing Treatment for Endometrial Cancer**  
*Nadeem R. Abu-Rustum (United States)*
- 
- 13:50–14:05 **Fertility Sparing Treatment for Stage III Ovarian Serous Borderline Tumour**  
*Philippe Morice (France)*
- 
- 14:05–14:20 **Fertility Sparing Management in Gestational Trophoblastic Disease**  
*Nikolaos Thomakos (Greece)*
- 
- 14:20–14:50 **Discussion**
- 

### Session hall 3

- 13:35–14:35 Tumour board 1: Endometrial Cancer, Non-dMMR: What to Do Now?**  
*Chairs: Mansoor Raza Mirza (Denmark), Amanda Nickles Fader (United States)*
- 
- 13:35–13:50 **p53mu Case Presentation**  
*Richard Schwameis (Austria)*
- 
- 13:50–14:05 **p53wt Case Presentation**  
*Tullia Rushton (United States)*
- 
- 14:05–14:20 **Case Discussion from European Perspective**  
*Mansoor Raza Mirza (Denmark)*
- 
- 14:20–14:35 **Case Discussion from U.S. Perspective**  
*Amanda Nickles Fader (United States)*
- 

### Session hall 1

- 14:40–15:40 State of the art session 1: Consensus Statement on Prevention, Risk Reduction Strategies, and Management of Women with Hereditary Predisposition to Endometrial and Ovarian Cancer (incl. patient perspectives)**  
*Chairs: Murat Gultekin (Türkiye), Claudia Marchetti (Italy)*
- 
- 14:40–14:55 **ESGO Consensus Statement on Endometrial Cancer Prevention, Risk Reduction Strategies, and Management of Women with Lynch Syndrome**  
*Murat Gultekin (Türkiye)*
- 
- 14:55–15:10 **ESGO Consensus Statement on Prevention, Risk Reduction Strategies and Management of Women with Hereditary Predisposition to Ovarian Cancer**  
*Claudia Marchetti (Italy)*
- 
- 15:10–15:25 **The Role of the PAP Test in the Prevention of Ovarian and Endometrial Cancer**  
*Silvia Cabrera Diaz (Spain)*
- 
- 15:25–15:40 **Discussion with Patient Advocacy Group Representatives**  
*Kyriaki Melliou (Greece), Malgorzata Kretowska (Poland)*
-

### Session hall 2

- 14:40–15:40 Scientific session 2: The Challenge of Treating Adolescent and Young Adult with Cancer**  
*Chairs: Zoltan Novak (Hungary), Winette van der Graaf (The Netherlands)*
- 
- 14:40–14:55 **Clinical Dilemmas in Ovarian Cancer in Young Adults**  
*Zoltan Novak (Hungary)*
- 
- 14:55–15:10 **Challenges when Ovarian Cancer Complicates Pregnancy**  
*Frederic Amant (Belgium)*
- 
- 15:10–15:25 **Gynaecological Cancers at AYA Age: Consequences on Daily Life at the Short and Long-term**  
*Winette van der Graaf (The Netherlands)*
- 
- 15:25–15:40 **Discussion**
- 

### Session hall 3

- 14:40–15:40 Scientific session 3: How Molecular Analysis Can Help Managing Uterine Sarcoma Patients**  
*Chairs: Sabrina Croce (France), Robin Jones (United Kingdom)*
- 
- 14:40–14:55 **Role of Surgery in Uterine Sarcomas: ESGO Recommendations**  
*Ignacio Zapardiel (Spain)*
- 
- 14:55–15:25 **How Molecular Analysis Can Help Managing Uterine Sarcoma Patients – a Practical Approach with Real Life Cases**  
*Sabrina Croce (France), Robin Jones (United Kingdom)*
- 
- 15:25–15:35 **Discussion**
- 
- 15:35–15:40 **Uterine Sarcoma Mobile App Update**  
*Enora Laas (France)*
- 

### Session hall 1

- 16:00–17:00 Debate 1: a New Hope for MIS in Low Risk Cervical Cancer?**  
*Moderator: Marie Plante (Canada)*
- 
- 16:00–16:20 **Why Not Offer the Best Approach to Patients with Low-risk Cervical Cancer? (For MIS)**  
*René Pareja (Colombia)*
- 
- 16:20–16:40 **Minimally Invasive Surgery for Low-risk Cervical Cancer: Not So Fast! (Against MIS)**  
*Pedro T. Ramirez (United States)*
- 
- 16:40–17:00 **Discussion**
-



## Session hall 2

**16:00–17:00** **Scientific session 4: Molecular Subgroup GIS and Other Biological Aspects to Predict Efficacy of PARPi and/or IO in Endometrial Carcinoma**  
*Chairs: Domenica Lorusso (Italy), Philipp Harter (Germany)*

16:00–16:15 **Predictive and Prognostic Biomarkers and It's Therapeutic Role in Early Stage**  
*Antonio Gonzalez Martin (Spain)*

---

16:15–16:30 **Is There a Role for Molecular (and other) Biomarkers in Guiding Surgical Treatment in Endometrial Cancer?**  
*Philipp Harter (Germany)*

---

16:30–16:45 **The Role of Molecular (and Non-molecular) Biomarkers in Tailoring Endometrial Cancer Medical Treatment in Advanced and Metastatic Disease**  
*Domenica Lorusso (Italy)*

---

16:45–17:00 **Discussion**

---

## Session hall 3

**16:00–17:00** **Mini oral session 1: Cervical Cancer**  
*Chairs: Jonathan Andrew Ledermann (United Kingdom), Murat Gultekin (Türkiye)*

16:00–16:08 **Early-Stage CERvical CaNcer Undergoing for FertiltTY- Sparing Approach: Long-Term Outcomes from the ETERNITY Project**  
*Giorgio Bogani (Italy)*

---

16:08–16:16 **Uncovering the Disease Biology of HPV Persistence – an Examination of Proteomics in the UK Biobank**  
*Blanche Franchetierre (United Kingdom)*

---

16:16–16:24 **Radical Trachelectomy for Early Stage Cervical Cancer in the Netherlands: a Nationwide Cohort Study on Long-Term Oncologic, Fertility, and Obstetric Outcomes.**  
*Yaël Stroeken (The Netherlands)*

---

16:24–16:32 **Patterns, Risk Factors and the Impact of Concomitant Cisplatin on Distant Metastasis in Locally Advanced Cervical Cancer – an EMBRACE I Analysis**  
*Johannes Knoth (Austria)*

---

16:32–16:40 **Predicting Lymph Node Metastasis in Operable Cervical Cancer Patients: Can We Identify Patients at Risk for Dual Surgical and Radiotherapeutic Treatments?**  
*Nuria Agusti (United States)*

---

16:40–16:48 **Impact of an Enhanced Recovery After Surgery Program on Outcomes in Elderly Patients Undergoing Open Gynecologic Oncology Surgery**  
*Maria Iniesta (United States)*

---

16:48–16:56 **Impact of Adjuvant Radiotherapy on Fatigue in Gynaecological Cancer Patients: a 20-Year Single Institutional Experience in 501 Patients**  
*Paolo Bonome (Italy)*

---

**Session hall 1**

- 17:05–18:05 Video session 1: Cervical Cancer**  
*Chairs: Fabrice Lecuru (France), Aleksandra Strojna (Germany)*
- 
- 17:05–17:15 **Laterally Extended Pelvic Resection**  
*Giulio Ricotta (France)*
- 
- 17:15–17:25 **Spiralized Rectus Abdominis Muscle (SRAM) Flap for Total Vaginal Reconstruction: Case Report of a Novel Technique** *Oytun Turkkan (Türkiye)*
- 
- 17:25–17:35 **Selective Systematic Nerve-Sparing Type C2 Radical Hysterectomy**  
*Ilker Selcuk (Türkiye)*
- 
- 17:35–17:45 **Radical Colpohysterectomy: a Step-By-Step Video Guide of a Single-Patient Case**  
*Marie Bouabdallah (France)*
- 
- 17:45–17:55 **Pelvic Anterior Exenteration for Cervical Cancer Recurrence by Robotic Approach**  
*Marc Zarzoso Gimenez (Spain)*
- 

**Session hall 2**

- 17:05–18:05 Scientific session 5: Expectations from Radiotherapy in 2025**  
*Chairs: Remi Nout (The Netherlands), Alina Emiliana Sturdza (Austria)*
- 
- 17:05–17:20 **Overview on Cervical and Vulvar Cancer**  
*Alina Emiliana Sturdza (Austria)*
- 
- 17:20–17:35 **Overview on Endometrial and Vaginal Cancer**  
*Remi Nout (The Netherlands)*
- 
- 17:35–17:50 **Oligometastatic Disease in Gynecological Malignancies: to Irradiate or Not to Irradiate?**  
*Gabriella Macchia (Italy)*
- 
- 17:50–18:05 **Discussion**
- 

**Session hall 3**

- 17:05–18:05 Scientific session 6: Supportive Care and Involvement of Gynae Cancer Patients in Health Care and Research**  
*Chairs: Annette Hasenburg (Germany), Elisabeth Ulrike Andritsch (Austria)*
- 
- 17:05–17:20 **Shared Decision Making – How to Survive**  
*Elisabeth Ulrike Andritsch (Austria)*
- 
- 17:20–17:35 **Patient Participation in Clinical Trials**  
*Joachim Weis (Germany)*
- 
- 17:35–17:50 **How to Improve Patient – Doctor Communication**  
*Annette Hasenburg (Germany)*
- 
- 17:50–18:05 **Discussion**
-

## Session hall 1

- 18:10–19:20 Opening and Awards Ceremony**  
*Chairs: Anna Fagotti (Italy), Isabelle Ray-Coquard (France)*
- 
- 18:10–18:15 **Welcome Speeches**  
*Anna Fagotti (Italy), Isabelle Ray-Coquard (France)*
- 
- 18:15–18:35 **Presidential Talk**  
*Anna Fagotti (Italy)*
- 
- 18:40–18:50 **Lifetime Achievement Award**  
*Luis M Chiva (Spain)*
- 
- 18:50–19:00 **IJGC Awards**  
*Pedro T. Ramirez (United States)*
- 
- 19:00–19:05 **ESGO Database Project Winners Announcement**  
*Nicole Concin (Austria)*
- 
- 19:05–19:20 **“All Roads Lead to Rome” Historical Lecture**  
*Costantino D’Orazio (Italy)*
-

## FRIDAY, FEBRUARY 21

## Session hall 2

- 08:30–09:30 Scientific session 7: Rare Tumours**  
*Chairs: Isabelle Ray-Coquard (France), Michael Seckl (United Kingdom)*
- 
- 08:30–08:45 **Hot Topics in 2025 for Rare Ovarian Tumours**  
*Isabelle Ray-Coquard (France)*
- 
- 08:45–09:00 **Novel Therapies in Rare Uterine Tumours**  
*David SP Tan (Singapore)*
- 
- 09:00–09:15 **Immunotherapy and Other Hot News in GTN**  
*Michael Seckl (United Kingdom)*
- 
- 09:15–09:20 **4 new Algorithms in Rare Cancers**  
*Richard Schwameis (Austria)*
- 
- 09:20–09:30 **Discussion**

## Session hall 3

- 08:30–09:30 State of the art session 2: ESGO-INCIP Guidelines on Gynaecological Cancers in Pregnancy (incl. patient perspective)**  
*Chairs: Frederic Amant (Belgium), Michael J. Halaska (Czech Republic)*
- 
- 08:30–09:30 **Clinical Case Study Illustrating the New ESGO-INCIP Guideline on Gynaecological Cancer During Pregnancy: Interactive session**  
*Frederic Amant (Belgium), Antonia Carla Testa (Italy), Anne de Middelaer (Belgium)*

## Session hall 1

- 08:30–12:00 Live Surgery Transmission**  
*Chair: Anna Fagotti (Italy)*  
*Moderators: Maja Pakiz (Slovenia), Christina Fotopoulou (United Kingdom), Cagatay Taskiran (Türkiye), Berta Díaz-Feijoo (Spain)*
- 
- 08:30–09:00 **Hysteroscopic Resection of Endometrial Cancer**  
*Ursula Catena (Italy)*
- 
- 09:00–09:30 **V-note Approach for Low-risk Endometrial Cancer**  
*Fabrice Lecuru (France)*
- 
- 09:30–11:00 **Robotic-Assisted Radical Hysterectomy**  
*Henrik Falconer (Sweden)*
- 
- 10:30–12:00 **Interval Debulking Surgery + HIPEC**  
*Giovanni Scambia (Italy)*

## Session hall 2

### 09:35–10:35 Debate 2: Immune Therapy for Locally Advanced Cervical Cancer

*Moderator: Umesh M Mahantshetty (India)*

09:35–09:55 Is there a Place for Immunotherapies in LACC?

*Ana Oaknin (Spain)*

09:55–10:15 Is Immunotherapy in LACC for All? Any Other Alternative? And Which Combination for the Future?

*Mansoor Raza Mirza (Denmark)*

10:15–10:35 Discussion

## Session hall 3

### 09:35–10:35 Mini oral session 2: Endometrial Cancer

*Chairs: Domenica Lorusso (Italy), Nadeem R. Abu-Rustum (United States)*

09:35–09:43 Artificial Intelligence-Based Models for Early Detection of Endometrial Cancer and Atypical Hyperplasia from Transvaginal Ultrasound Images

*Diletta Fumagalli (United States)*

09:43–09:51 Time Course of Adverse Events in Primary Advanced or Recurrent Endometrial Cancer Treated with Dostarlimab Plus Chemotherapy in the ENGOT-EN-6-NSGO/GOG-3031/RUBY Trial

*David Cibula (Czech Republic)*

09:51–09:59 Improving Endometrial Cancer Assessment by Combining the New Technique of GENomic Profiling with Surgical Extra Uterine Disease Assessment (EUGENIE). Second Interim Analysis After Two Years of Enrolment.

*Rita Trozzi (Italy)*

09:59–10:07 Added Prognostic Value of Sentinel Lymph Node Mapping in Endometrial Cancer to Molecular Subgroups

*Franziska Siegenthaler (Switzerland)*

10:07–10:15 Prognostic Significance of Isolated Tumor Cells in Sentinel Lymph Nodes in Low-And Intermediate-Risk Endometrial Cancer Patients: Updated Results from an International Multi-Institutional Study.

*Emilia Palmieri (United States)*

10:15–10:23 Durvalumab Plus Carboplatin/Paclitaxel Followed by Durvalumab with/without Olaparib in Endometrial Cancer: Exploratory Analyses of Histology, Biomarker Heterogeneity and Efficacy in the DUO-E Mismatch Repair Proficient Subpopulation

*Els Van Nieuwenhuysen (Belgium)*

10:23–10:31 EU-OSNA, a Multicentre European Diagnostic Performance Study of One-Step Nucleic Acid Amplification Analysis of Sentinel Lymphatic Nodes in Endometrial Cancer Patients

*Jan Kostun (Czech Republic)*

**Session hall 2****11:00–12:00 Industry symposium 2 (non CME/CPD credit)****Session hall 3****11:00–12:00 Industry symposium 3 (non CME/CPD credit)****Session hall 2****12:05–13:05 Scientific session 8: The Challenge for the Surgeon in Ovarian Cancer:  
Video Session on Intraoperative and Postoperative Complications**  
*Chairs: Dennis Chi (United States), Santiago Domingo (Spain)***12:05–12:15 DVT/PE in the ERAS Era!**  
*Alejandra Martínez (France)***12:15–12:25 Surgical Site Complications (including SSI and Abdominal Wall Dehiscence)**  
*Santiago Domingo (Spain)***12:25–12:35 Diaphragm Complications**  
*Alejandra Martínez (France)***12:35–12:45 The Headache of the Anastomosis Leakage**  
*Dennis Chi (United States)***12:45–12:55 Abdominal Cavity Collections**  
*Santiago Domingo (Spain)***12:55–12:57 Conclusion**  
*Dennis Chi (United States)***12:57–13:05 Discussion**

**12:05–13:05 Best Three Minutes Presentations**

*Chairs: Toon Van Gorp (Belgium), Olga P. Matylevich (Belarus)*

- 12:05–12:10 **Implementing High-Risk Human Papillomavirus Self- Sampling for Cervical Cancer Screening in Ghana: a Pilot Study (CarciSCAN)**  
*Nadja Taumberger (Austria)*
- 
- 12:10–12:15 **Prophylactic Bilateral Salpingo-Oophorectomy with VNOTES: a New Era in Cancer Prevention Strategies**  
*Maria Pellise-Tintore (France)*
- 
- 12:15–12:20 **Role of Prophylactic HPV Vaccination in Patients with Cervical Cancer Treated with Fertility Sparing Surgery (CER- VAX 1 Study).**  
*Nicolò Bizzarri (Italy)*
- 
- 12:20–12:25 **Impact of Adjuvant (Chemo)Radiation Therapy on Survival in Intermediate-Risk Early-Stage Cervical Cancer**  
*Anna Norberg Hardie (Sweden)*
- 
- 12:25–12:30 **The Prognostic and Predictive Value of Cardiophrenic Lymph Nodes in Patients Receiving Hyperthermic Intraperitoneal Chemotherapy for Ovarian Cancer in the OVHIPEC-1 Trial**  
*Madelief Schreuder Goedheijt (The Netherlands)*
- 
- 12:30–12:35 **Predicting HRD Results in Patient with Ovarian Cancer Using Deep Learning Models on 40x Whole Slide Images**  
*Ji Hyun Lee (South Korea)*
- 
- 12:35–12:40 **Hysterectomy or Not for Borderline Ovarian Tumor in Menopause? Results from a National Multicenter Observational, Retrospective, Cohort Study**  
*Manuela Maletta (Italy)*
- 
- 12:40–12:45 **Development and Validation of an Endometrial Cancer Specific CtDNA Panel (ECctDNA) to Detect Cancer Recurrence**  
*Esther L Moss (United Kingdom)*
- 
- 12:45–12:50 **Concordance of Molecular Class in Matched Primary and Metastatic Endometrial Cancer**  
*Mari Kylesø Halle (Norway)*
- 
- 12:50–12:55 **Five Years of Real-Life Data in Gynaecological Cancers: a Multicenter Clinical Registry with Associated Samples (GEICO 81-T)**  
*Fernando Gálvez (Spain)*
- 
- 12:55–13:00 **Prognostic Value of Different Stages of Maturation of Tertiary Lymphoid Structures in Molecular Subgroups of Endometrial Carcinoma**  
*Manohar Pradhan (Norway)*
- 
- 13:00–13:05 **Comparison of  $\beta$ -Rads with the  $\beta$ dnex Model in Differentiating Between Benign and Malignant Adnexal Tumors**  
*Emmanouel N Kontomanolis (Greece)*
-

## Session hall 1

- 12:05–13:35 State of the art session 3: ESGO-ESTRO-ESP Guidelines on the Management of Endometrial Carcinoma (incl. patient perspectives)**  
*Chairs: Nicole Concin (Austria), Remi Nout (The Netherlands), Sigurd Lax (Austria)*
- 
- 12:05–12:14 **Introduction**  
*Nicole Concin (Austria)*
- 
- 12:14–12:27 **Molecular Integrated Risk Group Stratification**  
*Remi Nout (The Netherlands)*
- 
- 12:27–12:43 **Molecular and Conventional Parameters for Classification**  
*Sigurd Lax (Austria)*
- 
- 12:43–12:56 **Surgical Cornerstones**  
*Ignace Vergote (Belgium)*
- 
- 12:56–13:09 **Adjuvant Therapy: The Guide for Daily Clinical Decision- Making on Whom and How**  
*Antonio Gonzalez Martin (Spain)*
- 
- 13:09–13:22 **Metastatic and Recurrent Disease**  
*Nicoletta Colombo (Italy)*
- 
- 13:22–13:35 **Discussion**
- 

## Exhibition hall

- 13:05–13:50 Poster viewing session A**

## Session hall 1

- 13:50–14:50 Colloquium 2: Exploring ADCs in Platinum-Resistant Ovarian Cancer: Advancements and Patient-Centered Approaches**  
*Chair: Isabelle Ray-Coquard (France)*
- 
- 13:50–14:00 **Biology of the Disease, Testing Considerations, Current and Emerging Therapies**  
*Ilaria Colombo (Switzerland)*
- 
- 14:00–14:15 **ADC-Based Treatment Strategies: Benefits and Drawbacks of Different Antibodies and Linkers, How to Manage Treatment Sequencing**  
*Isabelle Ray-Coquard (France)*
- 
- 14:15–14:35 **Considerations for Patients Receiving ADCs in the Platinum- Resistant Setting**  
*Isabelle Ray-Coquard (France), Alejandro Pérez Fidalgo (Spain), Ilaria Colombo (Switzerland)*
- 
- 14:35–14:45 **A Patient Case: Safety Management and Improving QoL**  
*Alejandro Pérez Fidalgo (Spain)*
- 
- 14:45–14:50 **Discussion**
-



**Session hall 2****13:50–14:50 Industry symposium 4 (non CME/CPD credit)****Session hall 3****13:50–14:50 General Assembly (for ESGO members only)****Session hall 1****14:55–15:55 Best oral session 2: Endometrial Cancer***Chairs: Nicole Concin (Austria), Sandro Pignata (Italy)***14:55–15:05 Longer-Term Safety and Efficacy of Selinexor Maintenance Therapy for Patients with TP53wt Advanced or Recurrent Endometrial Cancer: Follow-Up Subgroup Analysis of the ENGOT-EN5/GOG-3055/SIENDO Study***Giorgio Valabrega (Italy)***15:05–15:10 Pembrolizumab or Placebo Plus Adjuvant Chemotherapy with or without Radiotherapy in Patients with Newly Diagnosed, High-Risk Endometrial Cancer: Exploratory Analysis of Disease-Specific Survival from the Phase 3 ENGOT-En11/GOG-3053/KEYNOTE-B21 Study***Toon Van Gorp (Belgium)***15:10–15:20 Durvalumab plus Carboplatin/Paclitaxel Followed by Durvalumab with or without Olaparib as First-Line Treatment for Endometrial Cancer: Patient-Reported Outcomes in the DUO-E/GOG-3041/ENGOT-EN10 Intent-To-Treat Population and by Mismatch Repair Status***Larissa A. Meyer (United States)***ID 939:** Durvalumab Plus Carboplatin/Paclitaxel Followed by Durvalumab as First-Line Treatment for Endometrial Cancer: Patient-Reported Outcomes in the DUO-E/GOG-3041/ENGOT-EN10 Intent-To-Treat and Mismatch Repair Deficient Populations**ID 978:** Durvalumab Plus Carboplatin/Paclitaxel Followed by Durvalumab Plus Olaparib as First-Line Treatment for Endometrial Cancer: Patient-Reported Outcomes in the DUO-E/GOG-3041/ENGOT-EN10 Intent-To-Treat and Mismatch Repair Proficient Populations**15:20–15:30 Discussant***Nicole Concin (Austria)*

## Session hall 2

- 14:55–15:55 Video session 2: Vulvar Cancer**  
*Chairs: Alejandra Martinez (France), Andrej Cokan (Slovenia)*
- 
- 15:05–15:15 **Gyn-Twin Study: 3D Digital Twin for Precision Surgery in Gynecological Neoplasms**  
*Andrea Rosati (Italy)*
- 
- 15:15–15:25 **Urethral Neovestibule Reconstruction After Ultraradical Vulvar Surgery: the Gemelli Technique**  
*Sara Ammar (Italy)*
- 
- 15:25–15:35 **Image-Guided Robotic Surgery for Sentinel Lymph Node Status Assessment in Uterine Cancers Using Ultrasound Drop-In Probe: Surgical Technique in 10 Steps**  
*Matteo Pavone (Italy)*
- 
- 15:35–15:45 **Immediate Lymphatic Reconstruction at Time of Inguinofemoral Lymphadenectomy for Patients with Vulvar Cancer**  
*Maureen Byrne (United States)*
- 

## Session hall 3

- 14:55–15:55 Scientific session 9: Updates on Last Clinical Trials that Have Changed Our Disease Management**  
*Chairs: Nicoletta Colombo (Italy), Amanda Nickles Fader (United States)*
- 
- 14:55–15:10 **New Advances in Endometrial Cancer**  
*Amanda Nickles Fader (United States)*
- 
- 15:10–15:25 **What's New in Ovarian Cancer?**  
*Jonathan Andrew Ledermann (United Kingdom)*
- 
- 15:25–15:40 **Treatment of Cervical Cancer: ICIS and Beyond**  
*Nicoletta Colombo (Italy)*
- 
- 15:40–15:55 **Discussion**
-

## Exhibition hall

### 15:55–16:25 Poster Discussion Session A

*Moderator: Jordi Ponce (Spain)*

*Discussant: Iain McNeish (United Kingdom)*

**PSA-087**/ID 1056: Integrated Gene Expression Meta- Analysis and Risk Stratification in High-Grade Serous Ovarian Cancer: Identifying Functional Genes and Survival Predictors

*Juliana Lucía Rodríguez Castillo (Colombia)*

**PSA-031**/ID 67: Treatment of Infertility and Risk of Breast Cancer Among Women with a BRCA Mutation: a Matched Case-Control Study

*Marta Seca (Italy)*

**PSB-018**/ID 417: Abdominal Specimen Retrieval Following Laparoscopic and Robotic-Assisted Endometrial Cancer Staging in Patients with Large Uteri: a Propensity-Matched Comparison with Open Surgery

*Simone Bruni (Italy)*

**PSA-073**/ID 824: Comprehensive Genomic Characterization of Primary Ovarian Leiomyosarcoma: Analysis of Seven Cases

*Matteo Bruno (Italy)*

## Session hall 1

### 16:25–17:25 Scientific session 10: Pelvic Relapse: a Place for Surgery, Radiotherapy, Ablative Therapies or Target Therapies

*Chairs: Giovanni Scambia (Italy), Alina Emiliana Sturdza (Austria)*

16:25–16:40 The Role of Surgery and Indication

*Giovanni Scambia (Italy)*

16:40–16:55 When are RT and Ablative Therapies Indicated?

*Alina Emiliana Sturdza (Austria)*

16:55–17:10 Which Systemic Therapies are Indicated?

*Angelica Nogueira Rodrigues (Brazil)*

17:10–17:25 Discussion

## Session hall 2

- 16:25–17:25 Mini oral session 3: Ovarian Cancer**  
*Chairs: Nikolaos Thomakos (Greece), Antonio Gonzalez Martin (Spain)*
- 
- 16:25–16:32 **Association Between BRCA1 and BRCA2 Mutations with Toxicity from Olaparib in Platinum Sensitive Relapsed High Grade Ovarian Cancer**  
*Giorgia Russo (Italy)*
- 
- 16:32–16:39 **Impact of Ascites and Peritoneal Metastatic Lesion Volumes, Measured by Newly Developed Deep Learning-Based Algorithm, in Advanced Epithelial Ovarian Cancer**  
*Se Ik Kim (South Korea)*
- 
- 16:39–16:46 **Efficacy of Secondary Cytoreductive Surgery in Recurrent Low-Grade Serous Ovarian Cancer: a Multicenter Retrospective Analysis**  
*Thomas Gaillard (France)*
- 
- 16:46–16:53 **Updated Patient-Reported Outcomes in the PRIMA/ENGOT- OV26/GOG-3012 Trial of Niraparib First-Line Maintenance Therapy in Patients with Newly Diagnosed Advanced Ovarian Cancer**  
*Domenica Lorusso (Italy)*
- 
- 16:53–17:00 **Stereotactic Ablative Radiotherapy for Oligometastatic Ovarian Cancer Parenchymal Disease: The MITO-RT3/RAD Phase II Trial**  
*Gabriella Macchia (Italy)*
- 
- 17:00–17:07 **Effect of Crossover-Surgery at the Subsequent Relapse on the Survival of Patients with Platinum-Sensitive Relapsed Ovarian Cancer: Prespecified and Post-Hoc Analyses of the SOC-1 Randomized Phase 3 Trial**  
*Yulian Chen (China)*
- 
- 17:07–17:14 **Prospective Assessment of the Association Between Perioperative Fluid Balance and Postoperative Complications After Surgery for Advanced Ovarian Cancer; Ancillary Data from a Randomised Controlled Trial**  
*Sahar Salehi (Sweden)*
- 
- 17:14–17:21 **SHR-2004, a Novel Humanised Monoclonal Antibody Targeting Factor XI (FXI), for Preventing Venous Thromboembolism (VTE) in Patients Undergoing Surgery for Ovarian Cancer: a Randomised, Active-Control Phase 2 Study**  
*Jianqing Zhu (China)*
- 

## Session hall 3

- 16:25–17:25 Tumour board 2: Tumour Board Addressing Resources Challenges**  
*Chairs: Olga P. Matylevich (Belarus), Basel Refky (Egypt)*
- 
- 16:25–16:40 **Challenging Settings Facing Cervical Cancer Tumour Boards in Limited Resources Settings, 8 Years Experience**  
*Olga P. Matylevich (Belarus)*
- 
- 16:40–16:55 **Challenging Settings Facing Endometrial Cancer Tumour Boards in Limited Resources Settings**  
*Basel Refky (Egypt)*
- 
- 16:55–17:10 **Case Presentation**  
*Olfa Jaidane (Tunisia)*
- 
- 17:10–17:25 **Discussion**
-

**Session hall 1****17:30–18:30 Ask the expert session 1: Surgery and Related Topics**

*Moderator: Philippe Morice (France)*

**17:30–18:30 Experts**

*Philipp Harter (Germany), Pedro T. Ramirez (United States),  
Ane Gerda Z Eriksson (Norway), Sabrina Croce (France),  
Nadeem R. Abu-Rustum (United States)*

---

**Session hall 2****17:30–18:30 Ask the expert session 2: Medical Treatment**

*Moderator: Jonathan Andrew Ledermann (United Kingdom)*

**17:30–18:30 Experts**

*Angelica Nogueira Rodrigues (Brazil), Amanda Nickles Fader (United States),  
Ilaria Colombo (Switzerland), David SP Tan (Singapore), Sandro Pignata (Italy)*

---

**Session hall 3****17:30–18:30 Ask the expert session 3: Other Specializations**

*Moderator: Maja Pakiz (Slovenia)*

**17:30–18:30 Experts**

*Antonia Carla Testa (Italy), Joachim Weis (Germany), Sigurd Lax (Austria),  
Alina Emiliana Sturdza (Austria), Nadine El Kassis (Lebanon)*

---

# SATURDAY, FEBRUARY 22

## Session hall 1

- 09:00–10:00 Video session 3: Ovarian Cancer**  
*Chairs: Artem Stepanyan (Armenia), Joanna Kacperczyk-Bartnik (Poland)*
- 
- 09:00–09:10 **PSOGI-ESGO-ISSPP Consensus Statements on Cytoreductive Surgery**  
*Artem Stepanyan (Armenia)*
- 
- 09:10–09:15 **Ultrasound Assessment of Lymph Nodes for Staging of Gynecological Cancer: Consensus Opinion on Terminology and Examination Technique**  
*Elena Gatti (Italy)*
- 
- 09:15–09:24 **Transvaginal Natural Orifice Transluminal Endoscopic Surgery (VNOTES) Pelvic, Para-Aortic Lymph Node Dissection and Omentectomy via Transperitoneal Approach in Patient with Ovarian Cancer**  
*Cihan Comba (Türkiye)*
- 
- 09:24–09:33 **Surgical Resection of a Hepato-Gastric Recurrence of a High Grade Serous Ovarian Cancer**  
*Giulio Ricotta (France)*
- 
- 09:33–09:42 **3D-Reconstruction and Laparoscopic Liver Resection for Recurrent Ovarian Cancer: Quaternary Cytoreductive Surgery**  
*Valerio Gallotta (Italy)*
- 
- 09:42–09:51 **Complete Pelvic Peritonectomy with Extraperitoneal Hysterectomy with or without En-Bloc Rectal Resection**  
*Lana Bijelic (Spain)*
- 
- 09:51–10:00 **Efficacy of Transvaginal Ultrasound to Visualize the Colorectal Anastomosis and Its Integrity in an Ovarian Cancer Patients Undergoing Cytoreductive Surgery with Recto-Sigmoid Resection**  
*Chiara Caricato (Italy)*
- 

## Session hall 2

- 09:00–10:00 Scientific session 11: Everything We Should Know about ADC in Gynae Cancer**  
*Chairs: Ana Oaknin (Spain), Toon Van Gorp (Belgium)*
- 
- 09:00–09:15 **Delving into ADCs Structure and Mechanism of Action**  
*Toon Van Gorp (Belgium)*
- 
- 09:15–09:30 **A Paradigm Shift in the Treatment of Gyn Tumours: ADCs**  
*Ana Oaknin (Spain)*
- 
- 09:30–09:45 **ADCs Safety Profile: How to Identify Their AEs and How to Manage**  
*Angelica Nogueira Rodrigues (Brazil)*
- 
- 09:45–10:00 **Discussion**
-

## Session hall 3

- 09:00–10:00 Scientific session 12: How to Improve Sexual Health during and after Treatment of Gynaecological Cancers (organized by ENGAGE and ENYGO)**  
*Chairs: Kim Hulscher (The Netherlands), Zoia Razumova (Sweden)*
- 09:00–09:15 **Reclaiming Intimacy: The Patient Journey Through Sexual Health During and After Gynaecologic Cancer Treatment**  
*Kim Hulscher (The Netherlands)*
- 
- 09:15–09:30 **Mapping Patient Needs: Insights and Actions from Sexual Health Survey in Gynaecologic Oncology**  
*Zoia Razumova (Sweden)*
- 
- 09:30–09:45 **Empowering Care: The Mallow Flower Collaborative Approach to Sexual Health Education and Support**  
*Ic6 T6th (Hungary)*
- 
- 09:45–10:00 **Protecting Vaginal Health: Practical Strategies after Gynaecological Cancer Treatment**  
*Richard T6th (Hungary)*
- 

Sat  
22/2

## Session hall 1

- 10:05–11:05 Debate 3: Comparing Total Mesometrial Resection (TM MR) and Radical Hysterectomy (RH) in Early Cervical Cancer: Ontogenetic vs Traditional Anatomical Approaches**  
*Moderator: Alejandra Mart6nez (France)*
- 10:05–10:25 **PRO Total Mesometrial Resection**  
*Henrik Falconer (Sweden)*
- 
- 10:25–10:45 **PRO Radical Hysterectomy**  
*David Cibula (Czech Republic)*
- 
- 10:45–11:05 **Discussion**
- 

## Session hall 2

- 10:05–11:05 Scientific session 13: Pathology and Biology Supporting STIC Management**  
*Chairs: Iain McNeish (United Kingdom), Sigurd Lax (Austria)*
- 10:05–10:22 **Surgical Management of STIC – Strategies for Risk-Reducing Surgery**  
*Claudia Marchetti (Italy)*
- 
- 10:22–10:39 **Pathology of STIC Lesions**  
*Sigurd Lax (Austria)*
- 
- 10:39–10:55 **Genomics of STIC Lesions and Risk of Subsequent High Grade Serous Carcinoma**  
*Iain McNeish (United Kingdom)*
- 
- 10:55–11:05 **Discussion**
-

## Session hall 3

- 10:05–11:05 Mini oral session 4: Miscellaneous**  
*Chairs: Viola Heinzelmann-Schwarz (Switzerland), Cagatay Taskiran (Türkiye)*
- 
- 10:05–10:13 **Efficacy of a Multi-Ingredient Coriolus Versicolor-Based Vaginal Gel on High-Risk HPV Clearance: Final Results from the PALOMA 2 Clinical Trial**  
*Damian Dexeus (Spain)*
- 
- 10:13–10:21 **Defining the Lifetime Endometrial Cancer Risk Threshold at Which Risk-Reducing Hysterectomy and the Levonorgestrel- Releasing Intrauterine System Are Cost-Effective**  
*Samuel Oxley (United Kingdom)*
- 
- 10:21–10:29 **Radiomics-Based Ultrasound Model for Differentiating Uterine Sarcomas from Leiomyomas: The ROMUS Study in the MITO Group**  
*Antonia Carla Testa (Italy)*
- 
- 10:29–10:37 **Safety of Topical Estrogen Therapy During Adjuvant Endocrine Treatment Among Patients with Breast Cancer: a Meta-Analysis Based Expert Panel Discussion**  
*Stavroula Lila Kastora (United Kingdom)*
- 
- 10:37–10:45 **Efficacy and Safety of Intravenous Administration of High- Dose Selenium for Preventing Chemotherapy-Induced Peripheral Neuropathy in Platinum-Sensitive Recurrent Ovarian, Fallopian or Primary Peritoneal Cancer: Study Protocol for a Phase III, Double-Blind, Randomized Study**  
*Ga Won Yim (South Korea)*
- 
- 10:45–10:53 **Sexual Dysfunction and Body Image in BRCA Mutation Carriers Before and After Prophylactic Salpingo – Oophorectomy: a Cross-Sectional Study**  
*Elisa Farsi (Italy)*
- 
- 10:53–11:01 **Avelumab + Methotrexate in Low-Risk Gestational Trophoblastic Tumors in 1st-Line Setting: Updated Analysis of TROPHAMET Trial on Efficacy and Subsequent Pregnancies**  
*Pierre-Adrien Bolze (France)*
- 

## Session hall 2

- 11:30–12:30 Industry symposium 5 (non CME/CPD credit)**



## Session hall 1

- 12:35–13:35 Best oral session 3: Late Breaking Ovarian Cancer**  
*Chairs: Isabelle Ray-Coquard (France), Jalid Sehouli (Germany)*
- 12:35–12:45 **Chemotherapy with or without Pembrolizumab Followed by Maintenance with Olaparib or Placebo for First-Line Treatment of Advanced BRCA Non-Mutated Epithelial Ovarian Cancer: Results from the Randomized Phase 3 ENGOT- OV43/GOG-3036/KEYLYNK-001 Study**  
*Ignace Vergote (Belgium)*
- 
- 12:45–12:55 **Randomized Phase II/III Trial of 3 Vs 6 Courses of Neoadjuvant Carboplatin-Paclitaxel Chemotherapy in Stage IIIC or IV Epithelial Ovarian, Fallopian Tube or Primary Peritoneal Carcinoma**  
*Claudio Zamagni (Italy)*
- 
- 12:55–13:05 **Discussant**  
*Christian Marth (Austria)*
- 
- 13:05–13:15 **SUROVA Study: Global Real-World Treatment Strategies and Mortality Risk Prediction in Advanced Ovarian Cancer**  
*Luis Chiva (Spain)*
- 
- 13:15–13:20 **Discussant**  
*Dennis Chi (United States)*
- 

## Session hall 2

- 12:35–13:35 Scientific session 14: Implementation of Imaging through AI: Pathology, Radiology, and Surgery**  
*Chairs: Elisabeth Epstein (Sweden), Houssein El Hajj (France)*
- 12:35–12:50 **Implementation of AI-Driven Support for Ovarian Cancer Ultrasound Diagnostics**  
*Elisabeth Epstein (Sweden)*
- 
- 12:50–13:05 **Innovations in AI and Gynaecologic Oncology Surgery**  
*Houssein El Hajj (France)*
- 
- 13:05–13:20 **Spatial Integration of Medical Imaging and Computational Pathology for Tumour Heterogeneity Mapping in Ovarian Cancer**  
*Konstantinos Zormpas-Petridis (Greece)*
- 
- 13:20–13:35 **Discussion**
-

## Session hall 3

- 12:35–13:35 Tumour board 3: Molecular Tumour Board: Addressing Homologous Recombination Proficiency in Ovarian Cancer**  
*Chairs: Viola Heinzlmann-Schwarz (Switzerland), Ilaria Colombo (Switzerland)*
- 
- 12:35–12:50 Which First Line Maintenance Treatment in Non HRD Ovarian Cancer?**  
*Viola Heinzlmann-Schwarz (Switzerland)*
- 
- 12:50–13:05 Molecular Mechanisms of Primary and Acquired PARP Inhibitor Resistance**  
*Iain McNeish (United Kingdom)*
- 
- 13:05–13:20 Which Agents Are on the Horizon?**  
*Ilaria Colombo (Switzerland)*
- 
- 13:20–13:35 Discussion**
- 

## Exhibition hall

- 13:35–14:20 Poster viewing session B**

## Session hall 2

- 14:20–15:20 Industry symposium 6 (non CME/CPD credit)**

## Session hall 1

- 15:25–16:25 Scientific session 15: Surgical Approach and Re-Staging in Early-Stage Ovarian Cancer**  
*Chairs: Ane Gerda Z Eriksson (Norway), Martina Angeles Fite (Spain)*
- 
- 15:25–15:40 Indications for Staging/Re-staging in Early-stage Ovarian Cancer**  
*Martina Angeles Fite (Spain)*
- 
- 15:40–15:55 Surgical Approach for Staging in Early-stage Ovarian Cancer and Surgical Steps for Para-aortic Lymphadenectomy**  
*Ane Gerda Z Eriksson (Norway)*
- 
- 15:55–16:10 Novel Techniques: New Trials on SLN and Surgical Approach**  
*Nicolo Bizzarri (Italy)*
- 
- 16:10–16:25 Discussion**
- 

## Session hall 2

- 15:25–16:25 Scientific session 16: The New Elderly Population with Gynae Cancers: to Treat or not to Treat? How to Make the Right Choice**  
*Chairs: Maja Pakiz (Slovenia), Jalid Sehouli (Germany)*
- 
- 15:25–15:40 How Do We Describe Elderly and Frailty in Our Trials?**  
*Lara Maria Stricak (Croatia)*
- 
- 15:40–15:55 Perioperative Management of Elderly Patients**  
*Jalid Sehouli (Germany)*
- 
- 15:55–16:10 Current Aspects of the Follow-Up Care of Elderly Patients with Gynaecological Malignancies?**  
*Maja Pakiz (Slovenia)*
- 
- 16:10–16:25 Discussion**
-

**15:25–16:25 Young Investigator Session**

*Chairs: Andrej Cokan (Slovenia), Alexander Shushkevich (Ukraine), Nicoletta Colombo (Italy), Anisa Mburu (Kenya)*

- 15:25–15:31 **Molecular Predictors of Chemo-Radioresistance and Their Changes During Chemoradiation with and without Modulated Electrohyperthermia (Oncothermia) in Patients with Locally Advanced Cervical Cancer IIb-IVa FIGO.**  
*Sapiiat Isaeva (Russia)*
- 
- 15:31–15:37 **STOMa-LeAk Ratio in Advanced Ovarian Cancer Surgery: Results of a Restrictive Policy on the Use of Protective Stomas**  
*Virginia Vargiu (Italy)*
- 
- 15:37–15:43 **The Silva Pattern-Based Classification and Oncological Outcomes in Women Undergoing Fertility-Sparing Surgery for Early-Stage Cervical Cancer**  
*Kristine Krüger Hagen (Norway)*
- 
- 15:43–15:49 **Urine High Risk Human Papillomavirus Testing as an Alternative Cervical Screening Strategy: The ACES Studies**  
*Jennifer Davies (United Kingdom)*
- 
- 15:49–15:55 **Postvoid Residual Volume Control After Radical Hysterectomy for Early Cervical Cancer**  
*Naia Seminario Martinez (Spain)*
- 
- 15:55–16:01 **Mechanisms of Reversing Olaparib Resistance in Ovarian Cancer by Targeting Glucosamine Metabolism Pathway**  
*Hui Li (China)*
- 
- 16:01–16:06 **Racial Disparities in Clinical Characteristics and Survival of Vulvar Cancer Across Histological Subtypes: A Population- Based Cohort Study**  
*Penglin Liu (China)*
- 
- 16:07–16:13 **Role of Radiomics Applied to Ultrasound in Patients with Locally Advanced Cervical Cancer: a Retrospective Multicenter Study (RU-LACC Study)**  
*Camilla Culcasi (Italy)*
- 
- 16:13–16:19 **The Role of Hyperthermia in Intraperitoneal Chemotherapy on Abdominal Tissue Concentrations of Cisplatin: Insights from a Porcine Model**  
*Christina Harlev (Denmark)*
-

## Exhibition hall

**16:25–16:55 Commented Poster Session B**  
*Moderator: Michael Seckl (United Kingdom)*

**PSA-077/ID 869: A Retrospective Multicentre Study to Evaluate the Impact of Platinum-Free Interval on Progression-Free and Overall Survival in Patients with Recurrent Epithelial Ovarian Cancer, Using Real-World Data from the ESME Database**

*Claire Chator (France)*

**PSB-086/ID 262: Genomic Characterization of Gynaecological Carcinosarcoma: Analysis of the Initial Cohorts from ROCSAN Phase II/III Trial from GINECO Group**

*Victor Heurtier (France)*

**PSB-017/ID 384: Optimizing Adjuvant Treatment Strategy in Advanced Clear Cell Endometrial Cancer: Systematic Review and Meta-Analysis**

*Osnat Elyashiv (United Kingdom)*

**PSB-089/ID 564: Pazopanib Plus Gemcitabine in Patients with Relapsed or Metastatic Uterine Carcinosarcomas: A Multi-Center, Phase II Clinical Trial of the NOGGO and AGO**

*Alexander Mustea (Germany)*

## Session hall 1

**16:55–17:55 Video session 4: Endometrial Cancer**  
*Chairs: Philipp Harter (Germany), Martina Angeles Fite (Spain)*

16:55–17:05 **Cytoreduction and Partial Cystectomy in Advanced Endometrial Cancer Performed by Robotic Assisted Surgery**  
*Juan Carlos Torrejon-Becerra (Spain)*

17:05–17:15 **Vascular Reconstruction After Resection of Vena Cava for Recurrent Endometrial Cancer**  
*Michal Zikan (Czech Republic)*

17:15–17:25 **Pelvic Anatomy**  
*Selcuk Erkilinc (Türkiye)*

17:25–17:35 **Use of Indocyanine Green for Intraoperative Ureteral Identification in Difficult Hysterectomies for Gynecologic Malignancies.**  
*Francesca Falcone (Italy)*

17:35–17:45 **A Step-By-Step Technique for VNOTES Pelvic Lymphadenectomy in Early-Stage Endometrial Cancer**  
*Sanha Lee (South Korea)*

## Session hall 2

- 16:55–17:55** **ESGO Cervical Cancer Resource Stratified Guidelines (incl. patient perspective)**  
*Chairs: David Cibula (Czech Republic), Basel Refky (Egypt)*
- 
- 16:55–17:10 **RSG – A New Format Not Only for Developing Countries**  
*David Cibula (Czech Republic)*
- 
- 17:10–17:25 **Highlights of ESGO’s First RSG on Cervical Cancer**  
*Basel Refky (Egypt)*
- 
- 17:25–17:40 **Care of HIV Positive Patients**  
*Anisa Mburu (Kenya)*
- 
- 17:40–17:45 **The Importance of Medical Guidelines for Non-Professionals**  
*Vesna Bondžic (Serbia)*
- 
- 17:45–17:55 **Discussion**

## Session hall 3

- 16:55–17:55** **Scientific session 17: Sustainability Aspect in Research and Medicine: Improving Our Practice in Improving Our Carbon Footprint (organized by ENYGO)**  
*Chairs: Joanna Kacperczyk-Bartnik (Poland), Thomas Gaillard (France)*
- 
- 16:55–17:10 **Environmental Impact of Gynaecologic Oncology Practice: How We Need to Evaluate and to Improve Our Practices**  
*Thomas Gaillard (France)*
- 
- 17:10–17:25 **The Impact of Screening Programs on Carbon Footprint: Is Prevention the Most Effective Way?**  
*Joanna Kacperczyk-Bartnik (Poland)*
- 
- 17:25–17:40 **Interdisciplinary Collaborations Aimed at Developing Sustainable Healthcare Technologies**  
*Frank Willem Jansen (The Netherlands)*
- 
- 17:40–17:55 **Discussion**

## Session hall 1

- 18:00–19:00 Best oral session 4: Cervical Cancer**  
*Chairs: Daniela Fischerova (Czech Republic), Zoltan Novak (Hungary)*
- 18:00–18:10 **Academic Randomized Phase II Trial Assessing the Inhibitor of Programmed Cell Death Ligand 1 (PD-L1) Immune Checkpoint Atezolizumab in Combination with Chemoradiation in Locally Advanced Cervical Cancer (ATEZOLACC Trial)**  
*Cyrus Chargari (France)*
- 18:10–18:20 **A Single-Arm, Multicenter, Phase II Study on Carboplatin- Paclitaxel- Pembrolizumab in Neoadjuvant Treatment of Locally Advanced Cervical Cancer: The MITO CERV3 Study**  
*Domenica Lorusso (Italy)*
- 18:20–18:30 **Patient-Reported Outcomes with Pembrolizumab Plus Chemoradiotherapy for High-Risk, Locally Advanced Cervical Cancer: Interim Analysis 2 Results from the Randomised, Double-Blind, Phase 3 ENGOT-Cx11/GOG-3047/ KEYNOTE- A18 Study**  
*Vladyslav Sukhin (Ukraine)*
- 18:30–18:40 **Discussant**  
*Remi Nout (The Netherlands)*
- 18:40–18:50 **Comparison of Hybrid Capture 2 Oncogenic HPV Test Performance on Evalyn- vs Qiagen-Brush Self-Collected Specimens Among a South African Population Enriched for HIV-Positivity**  
*Greta Dreyer (South Africa)*
- 18:50–18:55 **Discussant**  
*Maria Kyrgiou (United Kingdom)*

## Session hall 2

- 18:00–19:00 Scientific session 18: Updates on Currently Recruiting Surgical Gyn-Onc Trials (organized in co-operation with ENYGO)**  
*Chairs: Anna Fagotti (Italy), Aleksandra Strojna (Germany)*
- 18:00–18:10 **Notable Surgical Trials in Gynecologic Oncology: A 10-year Overview**  
*Andrea Mariani (United States)*
- 18:10–18:20 **Relevant Questions Addressed by Ongoing Surgical Trials**  
*Aleksandra Strojna (Germany)*
- 18:20–18:30 **Potential Challenges for Future Surgical Trials**  
*Anna Fagotti (Italy)*
- 18:30–18:50 **Panel Discussion with PIs**  
*Christina Fotopoulou (United Kingdom), Pedro T. Ramirez (United States)*
- 18:50–19:00 **Discussion**

### Session hall 3

- 18:00–19:00** **Tumour board 4: An Introduction to AI and ChatGPT in Our Clinic**  
*Chairs: Frederic Amant (Belgium), Christian Marth (Austria)*
- 
- 18:00–18:15 **Artificial Intelligence and the Future in the Surgical Theatre**  
*Giovanni Scambia (Italy)*
- 
- 18:15–18:30 **How to Use Natural Language Processing and ChatGPT in a Clinical Setting**  
*Sander Puts (The Netherlands)*
- 
- 18:30–19:00 **Interactive Exploration of ChatGPT: 4 Case Studies**  
*Frederic Amant (Belgium), Christian Marth (Austria)*
- 

### Session hall 1

- 19:00–19:30** **Closing Ceremony**  
*Chairs: Anna Fagotti (Italy), Mansoor Raza Mirza (Denmark)*
- 
- 19:00–19:05 **Congress Summary**  
*Anna Fagotti (Italy)*
- 
- 19:05–19:08 **Best Runners Awards**
- 
- 19:08–19:10 **Young Investigator Award**
- 
- 19:10–19:20 **Invitation to ESGO 2026 in Copenhagen**  
*Mansoor Raza Mirza (Denmark)*
- 
- 19:20–19:30 **Closing Remarks**
-

# SUNDAY, FEBRUARY 23

## Hotel dei Congressi – hall Congressi

**08:30–13:30 ESGO-SIGO Symposium: Innovation in Gynaecological Oncology**  
*Chairs: Anna Fagotti (Italy), Vito Trojano (Italy)*

08.30–08.40 **Introduction**  
*Anna Fagotti (ESGO president), Vito Trojano (SIGO president)*

---

**08:40–09:40 Prevention in Gyn Onc**  
*Chairs: Stefano Greggi, Fabio Landoni, Ettore Cicinelli (Italy)*

08:40–08:55 **New Proposals for Cervical Cancer Vaccination and Screening**  
*Giorgio Bogani (Italy)*

---

08:55–09:10 **Prevention in Ovarian Cancer beyond Surgery**  
*Robert Fruscio (Italy)*

---

09:10–09:25 **Management of Patients with Lynch Syndrome**  
*Alice Bergamini (Italy)*

---

09:25–09:40 **Discussion**

---

**09:40–11:00 Precision Medicine in Gyn Onc**  
*Chairs: Massimo Franchi, Giovanni Scambia, Gennaro Cormio (Italy)*

09:40–09:55 **Liquid Biopsy**  
*Camilla Nero (Italy)*

---

09:55–10:10 **Tumor Organoids**  
*Enrico Vizza (Italy)*

---

10:10–10:25 **New Tracers in Surgery**  
*Alessandro Buda (Italy)*

---

10:25–10:40 **New Target Therapy**  
*Giuseppe Trojano (Italy)*

---

10:40–10:55 **Discussion**

---

11:15–11:30 **Presentation of Olivia: The new digital tool in Italian to help women with ovarian cancer, created by ESGO and supported by AstraZeneca**  
*Anna Fagotti (Italy)*

---

**11:30–12:30 Digital Health in Gyn Onc**  
*Chairs: Roberto Angioli, Roberto Tozzi, Stefano Uccella (Italy)*

11:30–11:45 **Tele-Surgery**  
*Valerio Gallotta (Italy)*

---

11:45–12:00 **Tele-Sonography**  
*Floriana Mascilini (Italy)*

---

12:00–12:15 **Tele-Consultation**  
*Vanda Salutari (Italy)*

---

12:15–12:30 **Discussion**

---



- 12:30–13:30 **HIPEC in Gyn Onc**  
*Chairs: Francesco Raspagliesi, Paolo Scollo, Giuseppe Vizielli*
- 12:30–12:45 **HIPEC after NACT: to ALL, or in Selected Cases?**  
*PA De Iaco (Italy)*
- 12:45–13:00 **Secondary Cytoreductive Surgery in Recurrent OC: With or Without HIPEC?**  
*Giovanni Aletti (Italy)*
- 13:00–13:15 **Intraperitoneal Intraoperative Chemotherapy (HIPEC and PIPAC): Technical Aspects**  
*Vito Chiantera (Italy)*
- 13:15–13:30 **Discussion**
- 13:30 **Conclusions**  
*Vito Trojano (Italy)*

### La Lama Hotel – hall Terragni

- 09:00–12:00 **Workshop 6: Ultraminimally Invasive Surgery for Fertility Preservation, including Notes and Hysteroscopy**  
*Chairs: Daniela Emanuela Huber (Switzerland), Sang Wun Kim (South Korea)*
- 09:00–09:30 **Prophylactic Surgery by VNOTES (Lynch and BRCA)**  
*Daniela Emanuela Huber (Switzerland)*
- 09:30–10:00 **Single-port Laparoscopic Surgery (LESS) in Gyn Cancer**  
*Sang Wun Kim (South Korea)*
- 10:00–10:30 **Hysteroscopic Resection of Endometrial Cancer and Atypical Endometrial Hyperplasia**  
*Ursula Catena (Italy)*
- 10:30–11:00 **Da Vinci SP Robotic Surgery in Gyn Cancer**  
*Sang Wun Kim (South Korea)*
- 11:00–11:30 **Laparoscopic Transposition of the Uterus and Adnexae**  
*Reitan Ribeiro (Brazil)*
- 11:30–12:00 **Discussion**

### La Lama hotel – hall Piacentini

- 09:00–12:00 **Workshop 7: Translational Research Session – ESGO TransLink**  
*Chairs: Viola Heinzlmann-Schwarz (Switzerland), Vit Weinberger (Czech Republic)*
- 09:00–09:10 **ESGO TransLink**  
*Viola Heinzlmann-Schwarz (Switzerland)*
- 09:10–09:20 **History of ENITEC**  
*Vit Weinberger (Czech Republic)*
- 09:20–09:45 **Achievements of ENITEC in the Field**  
*Johanna Pijnenborg (The Netherlands)*
- 09:45–10:05 **Ovarian Cancer Tumour Profiler and Translation into Clinics**  
*Francis Jacob (Switzerland)*
- 10:05–10:10 **Statement of the Patient Advocate**  
*Mubera Krijezi (Switzerland)*

**10:10–11:50 Selected ESGO 2025 Translational Abstracts**

- 10:10–10:20 **Analysis of Concordance Between Mismatch Repair Deficiency by Immunohistochemistry and Microsatellite Instability by Next Generation Sequencing in Endometrial and Colorectal Cancer Patients: Results from a Comprehensive Cancer Genome Profiling Programme**  
*Simona Duranti (Italy)*
- 
- 10:20–10:30 **Unsupervised Learning of Transcriptomic Signatures Drives Early Risk Stratification in Unresectable High Grade Serous Ovarian Cancer Patients.**  
*Raffaella Ergasti (Italy)*
- 
- 10:30–10:40 **Molecular Subtyping and Staging of Endometrial Cancer Using Circulating CfDNA and CfRNA Biomarkers**  
*Monika Sobocan (Slovenia)*
- 
- 10:40–10:50 **Does the Molecular Profile of Ovarian Tumors Influence the Response to Radiotherapy? An in Vitro Study on Behalf of Multicenter Italian Trials in Ovarian Cancer (MITO) Group**  
*Amelia Barcellini (Italy)*
- 
- 10:50–11:00 **Small Non-Coding RNA Signatures Associated with the Malignant Transformation of Endometriosis in Endometriosis-CoRelated Ovarian Cancer**  
*Camelia Alexandra Coada (Romania)*
- 
- 11:00–11:10 **Characterization of the PMMR Advanced Endometrial Cancer Subpopulation of the Randomized Phase II GINECO-UTOLA Study**  
*François Cherifi (France)*
- 
- 11:10–11:20 **Host Immune Response to HPV Infection: Deconvolution Analysis from Liquid-Based Cytology Low-Volume Rna-Seq Data for Tumor Microenvironment Profiling in Cervical Dysplasia/Cancer Progression and Risk Stratification: A Pilot Study**  
*Valentina Bruno (Italy)*
- 
- 11:20–11:30 **Discussion**
-

# PATIENT ADVOCACY SEMINAR

This is a closed session for Patient Advocacy Group members.

## THURSDAY, FEBRUARY 20

American Palace Hotel

16:00–18:00 Patient Focus Group

## FRIDAY, FEBRUARY 21

Meeting hall I

**09:00–11:15 Patient Advocacy Seminar: Session 1 – Developments**  
*Chairs: Kim Hulscher (The Netherlands), Philippe Morice (France)*

09:00–09:30 **Opening**  
*Kim Hulscher (The Netherlands), Philippe Morice (France)*

09:30–09:50 **OC – HRD and Non-HRD – Why Do Some HRD + Tumors Do Not Benefit from PARPi?**  
*Jonathan Andrew Ledermann (United Kingdom)*

09:50–10:10 **EC – ADCs – Antibody-Drug Conjugate**  
*Toon Van Gorp (Belgium)*

10:10–10:30 **Vulvar and Vaginal Epidemiology and Screening**  
*Mario Preti (Italy)*

10:30–10:50 **Cervical Cancer: Recent Advances in Treatment and Prevention**  
*Maria Kyrgiou (United Kingdom)*

10:50–11:15 **Q&A**

11:15–11:30 **Coffee Break**

**11:30–13:00 Patient Advocacy Seminar: Session 2 – Prevention & Innovations**  
*Chairs: Murat Gultekin (Türkiye), Kim Hulscher (The Netherlands)*

11:30–11:50 **How Can AI Help GO Field**  
*Frederic Amant (Belgium)*

11:50–12:10 **RISCC Project**  
*Richard Tóth (Hungary)*

12:10–12:30 **ENGAGe TEENS**  
*Francesco di Fino (Italy), Zoia Razumova (Sweden)*

12:30–13:00 **Q&A**

13:00–14:00 **Lunch Break**

**13:50–15:20 Patient Advocacy Seminar: Session 3 – Fertility Sparing**

*Chairs: Bar Levy (Israel), Zoia Razumova (Sweden)*

**14:00–14:10 Fertility Sparing – Patient Story**

*Kyriaki Melliou (Greece)*

**14:10–14:30 Fertility Sparing Balance Between the Risk and the Wish**

*Philippe Morice (France)*

**14:30–14:50 Fertility Sparing Not Feasible**

*Nadeem R. Abu-Rustum (United States)*

**14:50–15:20 Q&A**

**15:20–15:50 Coffee Break**

**15:50–17:20 Patient Advocacy Seminar: Session 4 – Quality of Life**

*Chairs: Anne de Middelaer (Belgium), Icó Tóth (Hungary)*

**15:50–16:10 Minimal Invasive Surgery & Physical Activity**

*Houssein El Hajj (France)*

**16:10–16:30 Lymphedema**

*Ane Gerda Z Eriksson (Norway)*

**16:30–17:00 Q&A**

**17:00–17:15 Group Photo**

## SATURDAY, FEBRUARY 22

### Meeting hall I

**10:35–11:35 Patient Advocacy Seminar: Session 5 – Ovarian Cancer Commitment**

*Chairs: Icó Tóth (Hungary), Kim Hulscher (The Netherlands)*

**10:40–11:00 Don't Overlook – Wrap Up**

*Linda Snoep (The Netherlands)*

**11:00–11:10 Don't Overlook – Best Practice Sharing**

*Malgorzata Kretowska (Poland)*

**11:10–11:20 Presentation of Italian Version of Olivia**

*Manuela Bignani (Italy), Marta Mana (Italy)*

**11:20–11:35 Presentation of Every Two Minutes Initiatives**

*Nicoletta Cerana (Italy), Elisabetta Ricotti (Italy)*

**11:35–11:40 Q&A**

**11:40–12:30 Lunch Break + Videos**

**12:25–14:05 Patient Advocacy Seminar: Session 6 – Best Practice Sharing**  
*Chairs: Kim Hulscher (The Netherlands), Vas James (United Kingdom)*

12:50–13:05 **Astra Project**  
*Veronika Cibulova (Czech Republic)*

---

12:40–12:55 **Successful WGOD campaign**  
*Sharon O’Toole (Ireland)*

---

12:55–13:10 **How to Make a Campaign Successful on the Social Media**  
*Beth Green (United States)*

---

13:10–13:25 **GO Hildas**  
*Jaki Miles (United Kingdom)*

---

13:25–13:45 **Q&A**

---

13:45–14:05 **Coffee Break + Videos**

---

**14:05–15:45 Patient Advocacy Seminar: Session 7 – ENGAGe New Projects I.**  
*Chair: Kim Hulscher (The Netherlands)*

14:05–15:05 **Quality of Life**  
*Ic6 T6th (Hungary)*

---

14:05–15:05 **Soul Project – Workshop (Panel Discussion + Round Tables)**  
*Ic6 T6th (Hungary)*

---

15:05–15:20 **WGOD 2025**  
*Elisabetta Ricotti (Italy)*

---

15:20–15:45 **Mentorship Programme Introduction**  
*Bar Levy (Israel), Kim Hulscher (The Netherlands)*

---

15:45–16:05 **Coffee Break + Videos**

---

**16:05–17:25 Patient Advocacy Seminar: Session 8 – ENGAGe New Projects II.**  
*Chairs: Kim Hulscher (The Netherlands), Anne de Middelaer (Belgium), Bar Levy (Israel)*

16:05–16:15 **Membership Program**  
*Kim Hulscher (The Netherlands)*

---

16:15–16:25 **Visibility and Campaigns**  
*Kim Hulscher (The Netherlands)*

---

16:25–16:35 **Evaluation Survey**  
*Kim Hulscher (The Netherlands)*

---

16:35–16:45 **ENGAGe Involvement in the ESGO Guidelines**  
*Ic6 T6th (Hungary), Anne de Middelaer (Belgium)*

---

16:45–16:55 **Evaluation Survey**  
*Kim Hulscher (The Netherlands)*

---

16:55–17:25 **Discussion**

---

17:25 **Closing**  
*Kim Hulscher (The Netherlands)*

---

## VIDEO CINEMA VIEWING

Cinema viewing area is located in the Exhibition hall, by the ESGO booth.  
The videos will be played according to schedule published onsite.

**ID 96:** Low Grade Ovarian Cancer: Challenging Case for Diaphragmatic Stripping and Resection  
*Zhirayr Malakyan (Armenia)*

---

**ID 112:** Tissue Removal Device (TRD) Hysteroscopic Sampling: A Comprehensive Diagnostic Tool in Uterine Carcinosarcoma  
*Emma Bonetti (Italy)*

---

**ID 188:** Robot-Assisted Inguinal Lymph Node Dissection in Vulvar Cancer: Technique & Outcomes – Indian Experience  
*Swati Shah (India)*

---

**ID 238:** Role of Multidisciplinary Team in Planning & Executing Extended Pelvic / Retroperitoneal Resections for Locally Advanced Cancers  
*Swati Shah (India)*

---

**ID 266:** Minimally Invasive Surgery in a Tailored and Multidisciplinary Management of Unusual Cervical Cancer Recurrences.  
*Lucia Tortorella (Italy)*

---

**ID 296:** Transumbilical Single-Port Laparoscopic Para-Aortic Lymphadenectomy to the Left Renal Vein  
*Hua Tu (China)*

---

**ID 305:** Sentinel Lymph Node Biopsy in Pregnant Uterus. Tip&Tricks  
*Mikel Gorostidi (Spain)*

---

**ID 309:** Role of Indocyanine Green for Ureteral Identification as a Technique to Facilitate Laparoscopic Radical Parametrectomy After Extrafascial Hysterectomy in Women with Occult Early-Stage Cervical Cancer  
*Rabia Merve Palalioglu (Türkiye)*

---

**ID 491:** Spleen Preserving Extensive Cytoreductive Surgery  
*Raju Kvn (India)*

---

**ID 518:** The Minimally Invasive Surgical Procedures for Recurrent Vaginal Cancer After Radical Hysterectomy  
*Zhiling Zhu (China)*

---

**ID 527:** Live Surgical Retroperitoneal Anatomy of the Right Upper Quadrant and Suprarenal-Retrocaval Bulky Lymph Node Excision  
*Ganim Khatib (Türkiye)*

---

**ID 547:** Excision of a Conglomerated Bulky Lymph Nodes from Left Lumbo- Sacroileal Area and Obturator Fossa with Anatomic Demonstration of Major Neural and Vascular Anatomic  
*Mehmet Ali Vardar (Türkiye)*

---

**ID 688:** Supradiaphragmatic Lymph Node Resection in Ovarian Cancer  
*María Alonso-Espías (Spain)*

---

**ID 704:** Laparoscopic Omental and Peritoneal Cytoreductive Surgery in a Patient with Stage IIIC Ovarian Cancer.  
*Orazio De Tommasi (Italy)*

---

**ID 763:** Thoracoscopic Secondary Cytoreductive Surgery for Oligometastatic Platinun Sensitive High Grade Ovarian Cancer Recurrence  
*Carlotta Francesca Cartia (Italy)*

---

- ID 797: Feasibility of Robotic Retroperitoneal Approach for Para-Aortic SLN Biopsy in Presumed Early Stage Ovarian Cancer Staging**  
*Giuseppina Fais (Italy)*
- 
- ID 882: Ureteroneocystostomy with Vesicopsoas Hitch in Recurrent Cervical Cancer**  
*Rafael Jose Navarro Avila (Spain)*
- 
- ID 1017: Basic Urologic Techniques for Gynecologic Oncologist**  
*Pablo Padilla-Iserte (Spain)*
- 
- ID 1054: Surgical Strategy for Pelvic Recurrence of Ovarian Cancer**  
*Mathilde Del (France)*
- 
- ID 1275: Abdominopelvic Actinomycosis Mimicking Ovarian Malignancy**  
*Amanda Horie Cardoso (Brazil)*
- 
- ID 1314: Laparoscopic Total Infrailevatory Pelvic Exenteration and Singapore Flap Reconstruction for Recurrent Vulvar Cancer**  
*Nasuh Utku Dogan (Türkiye)*
- 
- ID 1319: Vaginally Assisted Laparoscopic Radical Hysterectomy: Closure of Cervical Tumour by Vaginal Route**  
*Nasuh Utku Dogan (Türkiye)*
- 
- ID 1425: Role of Thoracoscopy as a Tool in Advanced Ovarian Cancer Surgery**  
*Jesus Utrilla-Layna (Spain)*
- 
- ID 1430: Laparoscopic Anatomy of the Sciatic Nerve**  
*Hamdullah Sozen (Türkiye)*
- 
- ID 1436: Transvaginal Natural Orifices Endoscopic Retroperitoneal Lymphadenectomy, Description of the Technique**  
*Selcuk Erkilinc (Türkiye)*
- 
- ID 1440: Laparoscopic Ileocolic Resection in Interval Cytoreduction for Ovarian Cancer**  
*Ana Conde Adán (Spain)*
- 
- ID 1449: Renal Artery Injury During Laparoscopic Para-Aortic Lymphadenectomy in a Patient with a Solitary Kidney: A Surgical Challenge**  
*Atahan Toyran (Türkiye)*
- 
- ID 1488: Anterior Exenteration and Bricker Urinary Diversion for Cervical Cancer Recurrence**  
*Ana Conde Adán (Spain)*
- 
- ID 1509: Inguino-Iliac Lymphadenectomy in Ten Steps**  
*Navarro Anne-Sophie (France)*
- 
- ID 1650: Postoperative Left Common Iliac Artery Rupture and Vascular Graft Operation After Pelvic Exenteration: A Rare Case Report**  
*Dogan Vatansever (Türkiye)*
- 
- ID 1631: Open Hysterectomy with Bilateral Annexeotomy for Carcinosarcoma with Protected Vaginal Slosure Step-By-Step.**  
*Mathilde Del (France)*
- 
- ID 1643: Laparoscopic Transplantation of Cryopreserved Ovarian Tissue with Autologous Platelet-Rich Plasma: A Way to Improve Fertility?**  
*Stefano Ferla (Italy)*
- 
- ID 1677: Robotic Radical Hysterectomy, Bilateral Salpingo-Oophorectomy, Radical Upper Vaginectomy, Anterior Resection**  
*Radwa Hablase (United Kingdom)*
- 
- ID 1703: Simplifying Type C1 Radical Hysterectomy by Following the Hypogastric Nerve Plate**  
*Ilker Selcuk (Türkiye)*
- 
- ID 1710: Surgical Approach to Nodal Recurrence in a Patient with Cervical Adenocarcinoma**  
*Samuel Drumond Esperança (Brazil)*
-

# POSTER SESSION

FRIDAY, FEBRUARY 21

Exhibition hall

08:00–18:30 Poster Session: Group A

**PSA-001/ID 56:** Interpretation Test of Precancerous Cervical Lesions with Artificial Intelligence for Low-Resource Countries

*Nicky Cahyani Hasyimzoem (Indonesia)*

**PSA-002/ID 121:** Accuracy of Preoperative Tumor Size Assessment Compared to Final Pathology and Frequency of Adjuvant Treatment in Patients with FIGO 2018 Stage IB2 Cervical Cancer

*Juliana Rodriguez (Colombia)*

**PSA-003/ID 190:** Prospective Observational Study to Compare Treatment Adherence and Acute Toxicities in Human Immunodeficiency Virus Positive Versus Negative Cervical Cancer Patients in India

*Prachi Mittal (India)*

**PSA-005/ID 431:** Urinary Complications of Bricker Procedures in Oncogynecology: A Monocentric Retrospective Analysis of 77 Cases Over 20 Years

*Eya Jaafar (France)*

**PSA-006/ID 661:** The Use of Ambient Metabolomics to Enhance the Diagnosis and Treatment of Cervical Precancer and Cancer

*Maria Paraskevaidi (United Kingdom)*

**PSA-008/ID 738:** Preoperative PET Scan Is Associated with Lower Rates of Adjuvant Treatment in Surgically Treated Cervical Cancer Patients: A 4C Working Group Study

*Xinye Serena Wang (Canada)*

**PSA-009/ID 787:** Impact of HPV Vaccination After Cervical Cancer Treatment

*Elvira Vallés Núñez (Spain)*

**PSA-010/ID 792:** Primary and Secondary Pelvic Exenteration (PE) in Gynaecologic Cancer, Complications and Oncological Outcome

*Andreas Kavallaris (Greece)*

**PSA-011/ID 826:** Chemoradiotherapy and Image Guided Adaptive Brachytherapy for Locally Advanced Cervical Cancer Results in Stable Outcome Beyond 5 Years

*Alina Emiliana Sturdza (Austria)*

**PSA-012/ID 828:** Oncological and Obstetrical Outcomes of Radical Trachelectomy in Early-Stage Cervical Cancer Patients with High Incidence of Large Tumours

*Szilárd Leó Kiss (Romania)*

**PSA-014/ID 870:** Survival After Incidental Cervical Cancer Diagnosis Following Simple Hysterectomy Compared to Planned Oncological Management in Tumors  $\geq 2$  cm

*Nuria Agusti (United States)*

**PSA-015/ID 899:** Topographic Distribution of Histologically Confirmed Pelvic and Aortic Lymph Node Metastasis in Stage IIIC1r Locally Advanced Cervical Cancer: A Spain-GOG Retrospective Study

*Úrsula Acosta (Spain)*

**PSA-016/ID 922:** Long Term Oncological Outcomes in Patients with Cervical Cancer Underwent Laparoscopic Radical Hysterectomy without Uterine Manipulator and Tumor-Covering Vaginal Cuff

*Andreas Kavallaris (Greece)*



**PSA-017/ID 930: Defining the Role of In-Transit Paraarterial Lymphovascular and Lateral Paracervical Lymphatic Tissue Disease in Cervical Cancer: Insights from An International Expert Survey to Enhance Clinical Practice**

*Matteo Pavone (Italy)*

---

**PSA-018/ID 955: Impact of Surgery On Survival Outcomes in Locally Advanced Cervical Cancer Patients with Partial Response After Primary Chemoradiotherapy**

*Blanca Gil-Ibañez (Spain)*

---

**PSA-019/ID 1002: Multicentric Validation of 18F FDG PET/CT Radiomics Models to Predict Para Aortic Lymph Node Involvement in Locally Advanced Cervical Cancer**

*François Lucia (France)*

---

**PSA-020/ID 1010: Impact of Preoperative Conization On the Prognosis of Cervical Cancer Patients Undergoing Open Abdominal Radical Hysterectomy**

*Nadja Dornhöfer (Germany)*

---

**PSA-021/ID 1044: Adjuvant Chemoradiotherapy Compared with Radiotherapy Alone for Intermediate-Risk Cervical Cancer Patients**

*David Viveros-Carreño (Colombia)*

---

**PSA-022/ID 1103: Diagnostic Accuracy of US, DW/MRI and PET/CT in Preoperative Assessment of Pelvic Lymph Nodes in Cervical Cancer – Results of International Multicenter Prospective Trial CANNES**

*Filip Fruhauf (Czech Republic)*

---

**PSA-025/ID 1332: Ultrastaging of Negative Pelvic Nodes to Identify Low- Volume Metastases in Patients with Isolated Lymph Node Recurrence Following Surgical Treatment for Early-Stage Cervical Cancer: A Case Series and Systematic Review**

*Tommaso Meschini (Italy)*

---

**PSA-027/ID 1397: HPV Status and Genotype as Prognostic Markers in Early- Stage Cervical Cancer**

*Luigi Pedone Anchora (Italy)*

---

**PSA-028/ID 1525: Role of MRI in Early-Stage Cervical Cancer After Cervical Conization: Preliminary Results.**

*Massimo Criscione (Italy)*

---

**PSA-029/ID 1605: Exploring Cervical Cancer Mortality in Brazil: An Ecological Study on Socioeconomic and Healthcare Factors**

*Agnaldo Lopes Da Silva Filho (Brazil)*

---

**PSA-030/ID 1702: Uro-Functional Outcomes of Type C2 Selective Systematic Nerve-Sparing AND Type C1 Radical Hysterectomy**

*Ilker Selcuk (Türkiye)*

---

**PSA-031/ID 67: Treatment of Infertility and Risk of Breast Cancer Among Women with a BRCA Mutation: A Matched Case-Control Study**

*Marta Seca (Italy)*

---

**PSA-032/ID 365: Obstetric Outcome Following Conservative Treatment of Endometrial Carcinoma**

*Theo Panoskaltsis (Greece)*

---

**PSA-033/ID 368: Histological Findings After Completion Hysterectomy and Clinical Outcome Following Conservative Treatment of Endometrial Carcinoma**

*Theo Panoskaltsis (Greece)*

---

**PSA-034/ID 602: Recurrence Risk Factors and Obstetric Outcomes in Advanced-Stage Borderline Serous Ovarian Tumors**

*Doris Celanie (France)*

---

**PSA-036/ID 1026: Knowledge and Attitudes of Women Diagnosed with Oncological Pathology Towards Fertility Preservation: Preliminary Data**

*Giacomo Corrado (Italy)*

---

**PSA-037/ID 1141:** Exploring FIGO-Stage IC Ovarian Cancer: Fertility Preservation Strategies and Survival Outcomes (SURVIFERT Study)

*Marco D'Indinosante (Italy)*

---

**PSA-038/ID 1477**

Fertility Preservation in Breast Cancer Patients Candidate to Adjuvant Hormonal Therapy

*Maria Vittoria Luciani (Italy)*

---

**PSA-039/ID 43:** The Postoperative Complications Burden in Advanced Ovarian Cancer Surgery: A Single Center Retrospective Analysis Using the Comprehensive-Complication-Index

*Tommaso Bianchi (Italy)*

---

**PSA-040/ID 60:** Feasibility and Accuracy of Sentinel Lymph Node Biopsy (SLNB) in Primary Epithelial Ovarian Cancer (PEOC) (FIGO Stage I-III) – a Prospective Pilot Study

*Pranjal Banthia (India)*

---

**PSA-041 /ID 124:** Investigating the Role of Oestrogens in High-Grade Serous Ovarian Cancer and Platinum Resistance

*Nika Marolt (Slovenia)*

---

**PSA-042/ID 134:** Significance of Peritoneal Washing Cytology as a Predictive Factor for the Long-Term Benefit of Secondary Debulking Surgery in Ovarian Cancer

*Hiroaki Nagano (Japan)*

---

**PSA-043/ID 154:** Adherence to Chemotherapy Among Patients with Epithelial Ovarian Cancer in the Netherlands and Its Impact On Survival: A Nationwide Cohort Study

*Hans Wenzel (The Netherlands)*

---

**PSA-044/ID 159:** Patients' Toxicity Profile Predicts Clinical Response to Niraparib in First-Line Maintenance Ovarian Cancer.

*Ilary Ruscito (Italy)*

---

**PSA-045/ID 165:** 'Multi-Omics' in Endometriosis Related Ovarian Cancer

*Tina Laga (Belgium)*

---

**PSA-047/ID 189:** Advanced High-Grade Serous Ovarian Cancer Treated with Intensive Cytoreductive Surgery and Chemotherapy: Prognostic Impact of Lymph Node Involvement: Analysis of the French National ESME-Unicancer Database

*Barnabé Bouvarel (France)*

---

**PSA-048/ID 202:** Difference of Chemosensitivity Between Western and Japanese Women in First-Line Setting of Advanced Serous Ovarian Cancer: Data from the MAOV Individual Patient Data Meta-Analysis

*Pauline Corbaux (France)*

---

**PSA-050/ID 216:** The Efficacy and Safety of Folate Receptor  $\alpha$ -Targeted Antibody-Drug Conjugate Therapy in Patients with High-Grade Epithelial Ovarian, Primary Peritoneal, or Fallopian Tube Cancers: A Systematic Review and Meta-Analysis

*Eun Taeg Kim (South Korea)*

---

**PSA-051/ID 229:** Efficacy of Neoadjuvant Chemotherapy as Pre-Habilitation Program in Advanced Epithelial Ovarian Cancer

*Valentina Ghirardi (Italy)*

---

**PSA-052/ID 234:** First Results of the NOGGO PERCEPTION – Phase II Investigational Study of Pembrolizumab in Combination with Chemotherapy in Platinum-Sensitive Recurrent Low-Grade Serous Ovarian Cancer

*Elena Ioana Braicu (Germany)*

---

**PSA-053/ID 241:** Probe-Based Confocal Endomicroscopy (PCLE) Intraoperative Evaluation in Ovarian Cancer: Definition of in Vivo Architectural Patterns to Support Surgeons' Resection Strategies

*Nicolò Clemente (Italy)*

---

**PSA-054/ID 244:** Correlation Between Disease Burden and FIGO Staging and Their Impact on Prognosis in Advanced Ovarian Cancer

*Marco D'Indinosante (Italy)*

---

**PSA-055/ID 254:** Disease Management Following Olaparib Maintenance Therapy in Patients with BRCA-Mutated Platinum-Sensitive Relapsed Ovarian Cancer – Real-World Data on Subsequent Treatments from the C-PATROL Study

*Jalid Sehouli (Germany)*

---

**PSA-056/ID 315:** Use and Effectiveness of Hyperthermic Intraperitoneal Chemotherapy for Treatment of Ovarian Cancer in Clinical Practice: A Real- World Population Study

*Willemien J Van Driel (The Netherlands)*

---

**PSA-057/ID 348:** HSF1 as a Novel Prognostic Factor and Therapeutic Target in Ovarian Cancer

*Ilona Urszula Skrabalak (Poland)*

---

**PSA-058/ID 394:** Niraparib in Patients with No Residual Disease After Primary Surgery: Preliminary Results of the MITO 40 Study

*Sandro Pignata (Italy)*

---

**PSA-059/ID 426:** External Validation of Ultrasound-Based Prediction Models for Discrimination Between Benign and Malignant Adnexal Masses in Italy: IOTA Phase 6 Study

*Francesca Moro (Italy)*

---

**PSA-060/ID 438:** Surgical Outcomes in Low-Grade Serous Ovarian Cancer: Comparing Primary Debulking Surgery with Neoadjuvant Chemotherapy

*Alexandra Madar (France)*

---

**PSA-061/ID 531:** Improving Diagnostic Differentiation of Adnexal Mass by Adding Age to Biomarker Combinations: Proposing the “Vienna Index” and the “Top Vienna Index”

*Rafal Watrowski (Germany)*

---

**PSA-062/ID 570:** Diagnostic Performance of Circulating EpCAM+ and CD45+ Extracellular Vesicles in Platinum-Sensitivity in High-Grade Serous Ovarian Cancer: A Pilot Study

*Giacomo Corrado (Italy)*

---

**PSA-063/ID 573:** ATHENA-MONO Post-Progression Survival Data Update In Patients with Newly Diagnosed Advanced Ovarian Cancer

*Sharad Ghamande (United States)*

---

**PSA-064/ID 645:** Morbidity and Complication of Minimally Invasive Staging for Apparent Early-Stage Epithelial Ovarian Cancer: A Preliminary Analysis of REMISSION Study

*Anna Giudici (Italy)*

---

**PSA-065/ID 657:** Splenectomy as An Indicator for Ovarian Cancer Spread and Complete Cytoreduction

*Evelina Karlsson (Sweden)*

---

**PSA-066/ID 685:** Variations in Level of Surgery and Optimal Cytoreduction Amongst 2,446 Women with Ovarian Cancer in 22 Low- and Middle-Income Countries: The Every Woman Study Cohort

*Frances Reid (United Kingdom)*

---

**PSA-067/ID 693:** Evaluating 11 Large Language Models in Answering Key Questions on Ovarian Cancer

*Michela Quaranta (United Kingdom)*

---

**PSA-068/ID 719:** EXTENDING the Timing for Secondary Cytoreductive Surgery After Second Line Chemotherapy in Relapsed Ovarian Cancer: The EXTENSION Study.

*Luigi Congedo (Italy)*

---

**PSA-069/ID 724:** Evaluation of a Scoring System to Assess Response to Neoadjuvant Chemotherapy in Patients with Advanced Ovarian Cancer Treated with Interval Debulking Surgery: How Much Does It Impact the Recurrence Rate?

*Elisa Grassi (Italy)*

---

**PSA-070/ID 770: Beyond the Surface: The Impact of Mucosal Bowel Invasion on Ovarian Cancer Staging**

*Annamaria Ferrero (Italy)*

**PSA-071/ID 814: Ability of Imaging Methods to Predict Surgical Outcome in Patients with Tubo-Ovarian Carcinoma Using ESMO-ESGO Criteria: A Prospective ISAAC Study**

*Daniela Fischerová (Czech Republic)*

**PSA-072/ID 821: Prevalence and Prognosis of Extracapsular Extension in Isolated Lymphnodal Recurrence Ovarian Cancer**

*Matteo Bruno (Italy)*

**PSA-073/ID 824: Comprehensive Genomic Characterization of Primary Ovarian Leiomyosarcoma: Analysis of Seven Cases**

*Matteo Bruno (Italy)*

**PSA-074/ID 832: The Incidence of Breast Cancer in Ovarian Cancer Patients with BRCA Mutations: A Multicentre Retrospective Cohort Study.**

*Shibani Nicum (United Kingdom)*

**PSA-075/ID 842: Oncological and Reproductive Outcomes in Patients Treated with Fertility-Sparing Surgery for Ovarian Cancer: The Retrospective PROFIT Cohort.**

*Madeleine Van Den Berg (The Netherlands)*

**PSA-076/ID 844: Impact of Mutations in Poly (ADP-Ribose) Polymerase on Interaction with IPARPs**

*Juan Felipe Diaz Acosta (Colombia)*

**PSA-077/ID 869: A Retrospective Multicentre Study to Evaluate the Impact of Platinum-Free Interval On Progression-Free and Overall Survival in Patients with Recurrent Epithelial Ovarian Cancer, Using Real-World Data from the ESME Database**

*Claire Chator (France)*

**PSA-079/ID 898: Efficacy and Safety of PARP Inhibitor Maintenance in Platinum-Sensitive Advanced-Stage Epithelial Ovarian Cancer: A Systematic Review and Meta-Analysis**

*Stamatios Petousis (Greece)*

**PSA-080/ID 920: The Role of Ultrasound Guided Tru-Cut Biopsy in Ovarian Cancer: A Systematic Review of Its Adequacy, Accuracy and Safety**

*Munachiso Iheme Ndukwe (Czech Republic)*

**PSA-081/ID 968: Ovarian Clear Cell Carcinoma: Prognostic and Predictive Factors. a Multicenter Retrospective Study**

*Domenico Ferraioli (France)*

**PSA-082/ID 976: Impact of Approach and Delayed Surgery On Early-Stage Epithelial Ovarian Cancer – SIMACEO – a SPAIN-GOG Study**

*Vicente Bebia (Spain)*

**PSA-083/ID 997: Characterization of B Cells in Ovarian Cancer**

*Martina Arcieri (Italy)*

**PSA-084/ID 1001: Adjuvant Chemotherapy in “intermediate-Risk” Early-Stage Ovarian Cancer**

*Carolina Maria Sassu (Italy)*

**PSA-085/ID 1029: The Role of Cytoreductive Surgery in Platinum Resistant Epithelial Ovarian Cancer: A Systematic Review**

*Kshitij Jamdade (United Kingdom)*

**PSA-086/ID 1043: SUROVA R0: Comparison of Diagnostic Techniques for Predicting Complete Cytoreduction in Advanced Ovarian Cancer**

*Nabil Manzour (Spain)*

**PSA-087/ID 1056: Integrated Gene Expression Meta-Analysis and Risk Stratification in High-Grade Serous Ovarian Cancer: Identifying Functional Genes and Survival Predictors**

*Juliana Lucía Rodríguez Castillo (Colombia)*

**PSA-088/ID 1073: Targeting Tumor Antigen Mesothelin by CAR-NK Cells as an Effective Therapy Against Ovarian Cancer Cells**

*Jan Lennart Stalp (Germany)*

---

**PSA-089/ID 1133: Artificial Intelligence and Computer Vision for the Assessment of Peritoneal Carcinosis At Laparoscopy for Advanced Ovarian Cancer: The PREDATOOR Project**

*Riccardo Oliva (Italy)*

---

**PSA-090/ID 1142: Incidence and Impact of Low Volume Lymph Node Metastasis in Apparent Early-Stage Ovarian Cancer – MICR-OVARY Study**

*Nicolò Bizzarri (Italy)*

---

**PSA-092/ID 1186: Outcomes of Secondary Cytoreductive Surgery in Patients with Platinum-Sensitive Recurrent Ovarian Cancer Progressed After Prior Poly Adenosine Diphosphate-Ribose Polymerase Inhibitors (PARP-I) Maintenance: A Case-Control Study**

*Rita Trozzi (Italy)*

---

**PSA-093/ID 1210: Genetics and Survival Outcomes in Young-Onset Ovarian Cancer: Insights from An 18-Year Tertiary Referral Center Study**

*Ciara Mcnevin (Ireland)*

---

**PSA-094/ID 1223: Preoperative Metrics of Magnetic Resonance Imaging as Predictor of Progression-Free Survival in Epithelial Ovarian Cancer**

*Sanha Lee (South Korea)*

---

**PSA-095/ID 1240: Assessment of the Predictive Role of Khorana Score and Genomic Profiling in Ovarian Cancer-Related Venous Thromboembolism**

*Luca Mastrantoni (Italy)*

---

**PSA-096/ID 1295: Open Versus Closed HIPEC Techniques Following Cytoreductive Surgery in Epithelial Ovarian Cancer Comparison from the CHIPOR Randomized Trial**

*Naoual Bakrin (France)*

---

**PSA-097/ID 1340: Bi-Directional Chemotherapy with PIPAC and Intravenous Route in Advanced Primary Epithelial Ovarian Cancer: A New Way to Travel the Old Roads**

*Rohit Kumar C (India)*

---

**PSA-098/ID 1405: The Association Between Endometriosis and Ovarian Cancer Risk in Women with a Pathogenic Variant in BRCA1 or BRCA2: A Case-Control Study**

*Aghaghia Mokhber (Canada)*

---

**PSA-099/ID 1443: Perioperative Outcomes of Heated Intraperitoneal Chemotherapy for Patients Enrolled in the Feasibility Phase of a Randomized Controlled Trial: Laparoscopic Cytoreduction After Neoadjuvant Chemotherapy**

*Maria Iniesta (United States)*

---

**PSA-100/ID 1465: Improvement of Service: Audit On ESGO Ovarian Cancer Surgery Quality Indicators in a UK Cancer Centre**

*Felicia Elena Buruiana (United Kingdom)*

---

**PSA-101/ID 1484: Impact of Enhanced Recovery After Surgery (ERAS) Protocols On Outcomes in Ovarian Cancer Patients Undergoing CRS and HIPEC**

*Esha R Shanbhag (India)*

---

**PSA-102/ID 1501: MINERVA Study: AnatoMo-Surgical Classification of REctal Resection in Advanced Ovarian Cancer**

*Andrea Rosati (Italy)*

---

**PSA-103/ID 1502: ATLANTIS STUDY: AnaTomo-Surgical Classification and Role of Thoracic Cytoreduction in Advanced Ovarian Cancer**

*Andrea Rosati (Italy)*

---

**PSA-104/ID 1524: Morbidity and Mortality in Advanced Ovarian Cancer Surgery in the SUROVA Study**

*Enrique Chacon (Spain)*

---

**PSA-105/ID 1628: Performance of the RMI-4 Score in Predicting Malignancy of Adnexal Masses in Postmenopausal Women**

*Salma Salma Bouguerra (Tunisia)*

---

**PSA-106/ID 1636: Validation of the Association Between Aletti Score and Occurrence of Serious Postoperative Complications in a Multicenter Cohort Following Cytoreductive Surgery in Advanced Ovarian Cancer**

*Delphine Hudry (France)*

---

**PSA-107/ID 102: Bilateral Oophorectomy and the Probability of Amnesic Mild Cognitive Impairment Among Carriers of a Pathogenic Variant in BRCA1 or BRCA2**

*Chen Ji (Canada)*

---

**PSA-108/ID 393: Evaluation of Sexual Function, Menopausal Symptoms and Quality of Life in Women Undergoing Surgery for Endometrial and Cervical Cancer Vs Spontaneous Postmenopausal Controls: A Prospective Cohort Study**

*Alessandra Logoteta (Italy)*

---

**PSA-110/ID 497: Unmet Information Needs of Vaginal Rehabilitation After Pelvic Radiotherapy: to Cure or to Care?**

*Zeineb Naimi (Tunisia)*

---

**PSA-111/ID 563: Quality of Life and Vulva Cancer: What Can We Do?**

*Marleen S Boonstra (United Kingdom)*

---

**PSA-112/ID 710: Locoregional Vulval Flap Reconstruction in Patients with Benign, Preneoplastic and Malignant Vulval Conditions: Quality of Life and Clinical Outcomes.**

*Rachel Pounds (United Kingdom)*

---

**PSA-113/ID 840: Assessment of Clinical Approaches to Bone Health and Quality of Life After Treatment in An Italian Cohort of Breast Cancer Survivors**

*Inbal Dona Amar (Italy)*

---

**PSA-114/ID 929: Addressing Unmet Aftercare Needs in Long-Term Survivors of Ovarian Cancer: Insights from a Spanish Cohort of the ENGOT-Ov40/GEICO 71-R/Expression VI Survey**

*María Quindós (Spain)*

---

**PSA-115/ID 965: Assessment of Patient Need and Acceptability to the Use of a MENO.Pause App to Guide Menopause Management**

*Shibani Nicum (United Kingdom)*

---

**PSA-116/ID 1000: Awareness, Attitude and Education Regarding the Sexual Health Care Needs of Women and LGBTQ+ Patients with Cancer: Results of a Survey On Behalf of MITO and AIRO-GYN Working Groups**

*Chiara Cassani (Italy)*

---

**PSA-117/ID 1097: Efficacy and Safety of Ospemifene for Treating Vulvovaginal Atrophy in Breast Cancer Survivors: Six-Month Results from the Patient Satisfaction Study**

*Chiara Cassani (Italy)*

---

**PSA-118/ID 1188: Gynecological Cancer Patient Perspectives On the Impact of Illness and On Clinical Research Awareness: A MITO Group Nationwide Italian Survey**

*Sandro Pignata (Italy)*

---

**PSA-119/ID 1260: Compliance with Enhanced Recovery After Surgery (ERAS) Guideline Parameters Stratified by Level of Evidence**

*María Clara Santía (United States)*

---

**PSA-120/ID 1640:** Improving Postoperative Outcomes by Implementing a Gynaecological Oncology-Specific ERAS Pathway in a UK Gynaecological Cancer Centre

*Paul Elie Faraj (United Kingdom)*

---

**PSA-121/ID 405:** Safety and Immunological Activity of a Oncolytic Adenovirus Expressing TNF $\alpha$  and IL-2 in Combination with Pembrolizumab in Platinum- Resistant or Refractory Ovarian Cancer Patients

*Elise Jirovec (Finland)*

---

**PSA-122/ID 625:** Serous Endometrial Intraepithelial Carcinoma (SEIC): A Prospective Registration Study.

*F. Ciska Slaager (The Netherlands)*

---

**PSA-123/ID 650:** Randomized Study Evaluating Optimal Dose, Efficacy and Safety of E7386 + Lenvatinib Versus Treatment of Physicians' Choice in Advanced/Recurrent Endometrial Carcinoma Previously Treated with Anti-PD- (L)1 Immunotherapy

*Ramez N. Eskander (United States)*

---

**PSA-124/ID 928:** Rare Cancers in Gynecologic Oncology, ENGOT Initiative for a European Registry: Update of the European Activation in 2024

*Lorenzo Ceppi (Italy)*

---

**PSA-125/ID 957:** A Multimodal Intervention Program to Improve Sexual Health and Self-Perceived Quality of Life in Patients Treated for Cervical Cancer: A Randomized Prospective Study (PROVIDENCE Trial)

*Blanca Gil-Ibañez (Spain)*

---

**PSA-126/ID 1078:** Virtual Reality – An Emerging Source for Relief of Anxiety in Patients Undergoing Chemotherapy? A Randomized Clinical Trial.

*Seline Hofer (Switzerland)*

---

**PSA-127/ID 1242:** The PHOCUS Trial – Acceptance and Retention in Prehabilitation Program for Ovarian Cancer Patients on Neoadjuvant Chemotherapy

*Michal Kníže (Czech Republic)*

---

**PSA-128/ID 786:** The KORE-INNOVATION Trial: Prospective Study of Prehabilitation and ERAS in 605 Primary and Recurrent Ovarian Cancer Surgeries Across Two ESGO Centers of Excellence

*Jalid Sehoul (Germany)*

---

## SATURDAY, FEBRUARY 22

### Exhibition hall

09:00–19:00 **Poster Session: Group B**

**PSB-001/ID 544:** Clinical Utility of Ultrasonography in Pediatric and Adolescent Gynecology: A Retrospective Review of 1313 Ultrasound Examinations

*Nina Catherine Cooper (United Kingdom)*

---

**PSB-002/ID 1096:** Synchronous HPV Infections in Anal Canal in Patients with HPV-Related Gynecological Diseases.

*Maciej Stukan (Poland)*

---

**PSB-003/ID 1228:** Feasibility and Acceptability of Ultrasound Training and Education Via Long-Distance E-Learning for Cervical Cancer Staging (US-TELE)

*Floriana Mascilini (Italy)*

---

**PSB-004/ID 1269:** Development of a Multiplex Immunofluorescence Assay for the Assessment of Homologous Recombination Repair Capacity in Patient- Derived 3D Models of High Grade Serous Ovarian Cancer.

*Catrina Dickie (United Kingdom)*

**PSB-005/ID 1369:** Enhancing Ultrasound Classification of Borderline Ovarian Tumors Using Convolutional Neural Networks and Generative Adversarial Networks

*Maria Giourga (Greece)*

**PSB-006/ID 1417:** WomEC, a Novel Diagnostic Test for the Detection of Endometrial Cancer in Uterine Fluids

*Antonio Gil-Moreno (Spain)*

**PSB-007/ID 1439:** Ultrasound Assessment of the Pelvic Sidewall: A Methodological Consensus

*Camilla Culcasi (Italy)*

**PSB-008/ID 94:** Impact of FIGO 2009 and FIGO 2023 Classifications on Survival of Patients with Endometrial Cancer.

*Rodrigo Guevara (Spain)*

**PSB-009/ID 173:** Changes in Obesity Status and Endometrial Cancer Risk in a Nationwide Cohort of Young Women

*Min Kyung Lee (South Korea)*

**PSB-011/ID 206:** Patients with Endometrial Cancer: Exploring Comorbidities and Quality of Life – First Results of An International Survey (NOGGO, ENGOT, GCIG – IMPROVE/EXPRESSION XI)

*Lukas Chinczewski (Germany)*

**PSB-012/ID 230:** Is Venous Thromboprophylaxis Needed in Patients Undergoing Robotic Assisted Hysterectomy for Endometrial Cancer : A Big Data Study

*Meirav Schmidt (Israel)*

**PSB-013/ID 231:** Feasibility, Safety, and Efficacy of Robotic Single-Port Hysterectomy (R-SPH) Using the Da Vinci SP System in Low-Risk Endometrial Cancer: A Pilot Study

*Riccardo Vizza (Italy)*

**PSB-014/ID 334:** Retrospective Study of Neoadjuvant Radiotherapy for Locally Advanced Surgically Inoperable Endometrial Carcinoma

*Ka Chun Leung (Hong Kong SAR)*

**PSB-016/ID 373:** ENDOMIS Study: The Impact of Minimally Invasive Surgery in The Molecular Era of Endometrial Cancer

*Emanuele Perrone (Italy)*

**PSB-017/ID 384:** Optimizing Adjuvant Treatment Strategy in Advanced Clear Cell Endometrial Cancer: Systematic Review and Meta-Analysis

*Osnat Elyashiv (United Kingdom)*

**PSB-018/ID 417:** Abdominal Specimen Retrieval Following Laparoscopic and Robotic-Assisted Endometrial Cancer Staging in Patients with Large Uteri: A Propensity-Matched Comparison with Open Surgery

*Simone Bruni (Italy)*

**PSB-019/ID 444:** Neo-Adjuvant Immune Checkpoint Inhibition in Endometrial Cancer Expands Transcriptional Footprints Associated with Tertiary Lymphoid Structures: Implications for Future Immunotherapy

*Koen Brummel (The Netherlands)*

**PSB-020/ID 509:** Evaluating the Impact of Surgical Lymph Node Staging on Risk Stratification in Early-Stage Endometrial Cancer in the Molecular Classification Era

*Yasmine Drouiche (France)*



**PSB-021/ID 551:** The Detection Rate of Metastatic Lymph Nodes Comparing Sentinel Lymph Node Biopsy and Lymphadenectomy for Staging of Intermediate- and High-Risk Endometrial Carcinoma

*Pernille Bjerre Trent (Norway)*

---

**PSB-022/ID 552:** Impact of Robotic Vs Laparoscopic Surgery in Endometrial Cancer Patients with Positive Lymph Nodes.

*Lucia Tortorella (Italy)*

---

**PSB-023/ID 599:** Are All Mismatch Repair Deficient Endometrial Cancers Created Equal? a Large, Retrospective, Tertiary Center Experience.

*Ilaria Capasso (Italy)*

---

**PSB-024/ID 613:** The Role of Molecular Classification, L1CAM,  $\beta$ -Catenin, ER and PR in Fertility-Sparing Management for Young Women with Early Endometrial Cancer

*Jeong-Yeol Park (South Korea)*

---

**PSB-026/ID 636:** Homologous Recombination Repair Status in Advanced Endometrial Cancer. An Exploratory Biomarker Analysis from the Randomized, Phase II MITO END 3 Trial

*Michele Bartoletti (Italy)*

---

**PSB-027/ID 642:** Prevalence of Mutations According to Molecular and Genetic Profiling in Patients with Endometrial Cancer (AGO-TR2) DRKS Code: DRKS00030300

*Nikolaus De Gregorio (Germany)*

---

**PSB-028/ID 692:** Patient-Reported Outcomes in Patients with Primary Advanced or Recurrent Endometrial Cancer Treated with Chemotherapy Plus Dostarlimab or Placebo in the ENGOT-EN6-NSGO/GOG3031/RUBY Trial Over 3 Years of Follow-Up

*Sarah Gill (United States)*

---

**PSB-029/ID 696:** Non-Steroidal Anti-Inflammatory Drug (NSAID) Use and Risk of Endometrial Cancer: A Population-Based Norwegian Cohort Study

*Ala Jabri Haug (Norway)*

---

**PSB-031/ID 784:** MIRAGE: Minimally Invasive SuRGery in Recurrent Endometrial Cancer

*Virginia Vargiu (Italy)*

---

**PSB-032/ID 796:** ENDESTRO-Score: Where Is the Dark Side? Evaluation of Estrogen Receptor Expression Cut-Off in Endometrial Cancer Molecular Classification, a Retrospective Study

*Emanuele Perrone (Italy)*

---

**PSB-033/ID 805:** Histopathologic Validation of 2023 FIGO Stage IA1–IIIC2 Endometrial Carcinoma: A Retrospective Analysis of Two Tertiary Centers in South Korea and Taiwan

*Yoo-Young Lee (South Korea)*

---

**PSB-034/ID 810:** ENDORISK, a Personalized Bayesian Network for Preoperative Risk Stratification in Endometrial Cancer, Integrating Molecular Classification and Preoperative Myometrial Invasion Assessment.

*Marika Lombaers (The Netherlands)*

---

**PSB-036/ID 859:** Lymphovascular Space Invasion in Endometrial Cancer Molecular Era: A Large, Retrospective, Tertiary Center Analysis.

*Ilaria Capasso (Italy)*

---

**PSB-037/ID 860:** Exploring Isolated Tumor Cells Entity in Endometrial Cancer

*Vito Andrea Capozzi (Italy)*

---

**PSB-038/ID 885:** Homologous Recombination Deficiency (HRD) in P53 Abnormal Endometrial Carcinoma

*Suzana Mittelstadt (Germany)*

---

**PSB-039/ID 953:** Beyond POLE: How NGS Impacts On Escalation/De-Escalation of Adjuvant Therapy of Endometrial Cancer in Real Life

*Elena Olearo (Italy)*

---

**PSB-041/ID 994:** ENDONACT Study: The Role of Surgery After Neoadjuvant Chemotherapy and Molecular Classification in FIGO Stage IVB Endometrial Cancer.

*Matteo Loverro (Italy)*

**PSB-043/ID 1113:** The Role of POLE Mutational Status in Endometrial Cancer: A MITO POLE-END Observational Study

*Grazia Artioli (Italy)*

**PSB-044/ID 1153:** Molecular Profile Enhances the Genomic Profile of Endometrial Cancer with High Microsatellite Instability.

*Daniel Guimarães Tiezzi (Brazil)*

**PSB-045/ID 1156:** Enhanced Operative Efficiency in Robotic SP®-Assisted VNOTES for Gynecologic Oncology: A Case Series Analysis of Endometrial and Cervical Cancer Surgeries

*Gyul Jung (South Korea)*

**PSB-046/ID 1157:** Trends and Disparities in Ovarian Preservation for Early- Stage Low-Risk Endometrial Cancer

*Nuria Agustí (United States)*

**PSB-047/ID 1241:** Deep Dive Into No Specific Molecular Profile (NSMP) Endometrial Cancer: Unraveling Genomic Features According to Estrogen Receptor (ER) Expression

*Rita Trozzi (Italy)*

**PSB-048/ID 1259:** Uterine Cancer in the UK: Impact of Demographic and Risk Factors on Overall and Uterine Cancer-Specific Survival

*Esther L Moss (United Kingdom)*

**PSB-049/ID 1287:** Implementation of the ENDORISK Model to Support Preoperative Risk Assessment for Lymph Node Metastasis in Patients with Endometrial Cancer

*Anna Schoemaker (The Netherlands)*

**PSB-050/ID 1331:** Interacting and Joint Effects of Triglyceride-Glucose Index (TyG) and Body Mass Index On Future Endometrial Cancer Risk and the Mediating Role of Body Mass Index: A Retrospective Cohort Study

*Yixiao Wang (China)*

**PSB-051/ID 1391:** Tissue Expression and Plasma Soluble PD-L1 Levels in Patients with Endometrial Cancer

*Emmanuel N Kontomanolis (Greece)*

**PSB-052/ID 1433:** Diagnostic Performance of One-Step Nucleic Acid Amplification for Sentinel Lymph Node Detection in Early-Stage Endometrial Cancer: Results from the SENECA Study

*Felix Boria (Spain)*

**PSB-053/ID 1481:** from Clinical Assessment to Molecular Classification: Correlation Between Molecular Classes and Phenotypic Characteristics in Endometrial Cancer

*Giulia Cutajar (Italy)*

**PSB-054/ID 1497:** Short-And Long-Term Patient-Reported Lymphedema After Sentinel Lymph Node Mapping and Back-Up Pelvic and Para-Aortic Lymph Node Dissection in Women with High-Risk Endometrial Cancer – The SENTIREC-Endo High-Risk Study

*Pernille Tine Jensen (Denmark)*

**PSB-055/ID 1573:** The Prognostic Impact of Molecular Classification in Women with Uterine Confined Endometrial Cancer in the Sentinel Node Era. a Large Multicentric International Study

*Francesco Fanfani (Italy)*

**PSB-056/ID 1609:** Long-Term Prognostic Impact of LVSI in Apparent Early- Stage Endometrioid Endometrial Cancer: The SLYM-EC II Retrospective International Collaborative Study

*Alessandro Buda (Italy)*

**PSB-057/ID 68:** Influence of Gut Microbiota On the Efficacy of Immune Checkpoint Inhibitors in the Treatment of Gynecologic Cancers: A Korean Perspective

*Hyun Jin Choi (South Korea)*

---

**PSB-058/ID 456:** Molecular Tumor Board for Gynecologic Malignancies: The Real-World Experience from the Department for Gynecology and Gynecologic Oncology of Kliniken Essen-Mitte

*Irina Tsibulak (Austria)*

---

**PSB-060/ID 778:** The Implementation of Frailty Assessment in Gynecologic Oncology: Results of a Multicenter International JAGO-NOGGO Survey

*Chiara Flethe (Germany)*

---

**PSB-061/ID 887:** Complications and REcurrence After Pelvic Exenteration for Gynecologic Malignancies: Survival Analysis from the COREPEX Study.

*Nicolò Bizzarri (Italy)*

---

**PSB-062/ID 1107:** Introducing the Comprehensive Complication Index (CCI) to Gynecologic Oncology

*Mona Wanda Schmidt (Germany)*

---

**PSB-064/ID 1213:** How Is Diversity Described in Gynecologic Oncology: Analysis of All Oral Presentations At ESGO Conferences (2023-2024)

*Jalid Sehouli (Germany)*

---

**PSB-065/ID 1233:** Oncovascular Surgery for Gynaecological Malignancies: A Multi-Institutional Experience for a Step Forward in Gynecologic Oncology

*Giuseppe Cucinella (Italy)*

---

**PSB-066/ID 1326:** Exploration of Automated Tissue Segmentation in Robot- Assisted Total Hysterectomy

*Francesco Mezzapesa (Italy)*

---

**PSB-067/ID 1367:** Bowel Anastomosis in Cytoreductive Surgery + HIPEC: After or Before HIPEC

*Rohit Kumar C (India)*

---

**PSB-068/ID 1583:** Genetic Variability of the E2 Gene of Human Papillomavirus Genotype 16 in Samples from Asymptomatic Women in Cajamarca, Peru

*Dayana Denegri-Hinostroza (Peru)*

---

**PSB-069/ID 1673:** Doctor Chat-Gpt: Accuracy of Artificial Intelligence Language Models for the Education of Brca Mutated Patients.

*Giorgio Maria Baldini (Italy)*

---

**PSB-070/ID 1697:** Evaluating the Impact of Bowel Preparation Protocols On Postoperative Outcomes in Gynaecological Oncology Cytoreductive Surgery

*Rena Darbar (United Kingdom)*

---

**PSB-072/ID 811:** Accuracy of Biomarker Scoring for Preoperative Risk Stratification in Patients with Endometrial Carcinoma.

*Marika Lombaers (The Netherlands)*

---

**PSB-073/ID 106:** Postoperative Surgical Outcomes and Patients' Concerns Leading to Delaying Risk-Reducing Surgery in BRCA and Lynch Mutation Carriers: 10 Years Experience of Familial Risk Clinic

*Stefania Palmieri (United Kingdom)*

---

**PSB-075/ID 256:** Should We Care More? Effectiveness of a Gynecologic Follow- Up Ambulatory Unit Dedicated to Breast Cancer Survivors: Preliminary Data

*Marco Cerbone (Italy)*

---

**PSB-076/ID 351:** Hormonal Therapy for Endometriosis and the Risk of Endometriosis-Associated Gynecologic Cancers: A Propensity Score-Adjusted Real-World Data Study

*Alberto Farolfi (Italy)*

---

**PSB-077/ID 478:** Impact of the Nonavalent Human Papillomavirus Vaccine as Adjuvant to Conization in Women with High-Grade Cervical Intraepithelial Neoplasia. A Rome Center Experience, 18 Months – Follow Up.

*Camilla Di Dio (Italy)*

**PSB-079/ID 606:** Is It Possible to Postpone the Age of Prophylactic Salpingoophorectomy in BRCA1/2 Carriers to a Higher Age?

*Olga Dubova (Czech Republic)*

**PSB-081/ID 813:** Uptake and Patient-Related Outcomes of Mainstreaming Genetic Testing – a Systematic Review and Meta-Analysis

*Subhasheene Ganesan (United Kingdom)*

**PSB-082/ID 1139:** Urine Human Papillomavirus (HPV) Testing as a Strategy for Cervical Screening in High-Risk Older Women: The Alternative Cervical Screening (ACES) 65+ Study

*Jiexin Cao (United Kingdom)*

**PSB-083/ID 1556:** Validation of Low-Cost Molecular Test CareHPVR (Qiagen) for Detection of HPV in a Cervical Cancer Screening Program in Kinshasa (Democratic Republic of the Congo)

*Monica Gutiérrez Martínez (Spain)*

**PSB-084/ID 1637:** Effect of HPV Vaccination in Cervical Cancer Screening Population – Results of WOLVES, a Population-Based Cohort Study in Germany

*Agnieszka Denecke (Germany)*

**PSB-085/ID 1671:** Prophylactic HPV Vaccination in Patients with Gynaecologic Cancer: Practices, Challenges, and Recommendations Reported in the ESGO- PERCH HPV Survey

*Joanna Kacperczyk-Bartnik (Poland)*

**PSB-086/ID 262:** Genomic Characterization of Gynaecological Carcinosarcoma: Analysis of the Initial Cohorts from ROCSAN Phase II/III Trial from GINECO Group

*Victor Heurtier (France)*

**PSB-087/ID 297:** Prognostic Impact of Surgical Quality in Uterine Leiomyosarcomas: A Multicentric Study from the Conticabase

*Mathilde Bouvard (France)*

**PSB-088/ID 501:** Uterine Smooth Muscle Tumors with Uncertain Malignant Potential: Reproductive and Clinical Outcomes in Patients Undergoing Fertility- Sparing Management

*Umberto Leone Roberti Maggiore (Italy)*

**PSB-089/ID 564:** Pazopanib Plus Gemcitabine in Patients with Relapsed or Metastatic Uterine Carcinosarcomas: A Multi-Center, Phase II Clinical Trial of the NOGGO and AGO

*Alexander Mustea (Germany)*

**PSB-090/ID 568:** Multi-Dimensional Treatment of Small Cell Carcinoma of the Cervix Based on Organoids

*Bai Hu (China)*

**PSB-092/ID 941:** Granulosa Cell Tumour: 14 Years' Experience of a Tertiary Center in Serbia

*Marijana Milos Milovic Kovacevic (Serbia)*

**PSB-093/ID 973:** Evaluating the Impact of Carbon Ion Radiotherapy in Unresectable Female Genital Tract Melanomas: Insights from a Preliminary Real-World Study

*Amelia Barcellini (Italy)*

**PSB-094/ID 1424:** Molecular Classification and Its Prognostic Value in Uterine Carcinosarcoma

*Eveline Ngoc Bao Pham (The Netherlands)*

**PSB-095/ID 1442:** Surveillance Strategy in Unilateral Stage I Dysgerminomas: Results from the MITO-9 Studies

*Mariavittoria Luciani (Italy)*

**PSB-097/ID 1713:** OCCRADNEX: An Ovarian Clear Cell Carcinoma Study Investigating Association of Ultrasound Features with Morphology and Risk Estimation of the O-RADS and IOTA ADNEX Score

*Arthur Heng-Cheng Hsu (United States)*

**PSB-098/ID 1719:** Oncologic and Fertility Outcomes in Patients with Juvenile Granulosa Cell Tumor – a Retrospective Single Centre Analysis

*Liliana Marchetta (Italy)*

**PSB-099/ID 1720:** Fertility Outcomes in Ovarian Dysgerminoma – Results of a Large Single-Institution Cohort

*Marta Seca (Italy)*

**PSB-100/ID 19:** Characterization of the PMMR Advanced Endometrial Cancer Subpopulation of the Randomized Phase II GINECO-UTOLA Study

*François Cherifi (France)*

**PSB-101/ID 249:** Co-Amplification of CCNE1 and AKT2 as Prognostic Biomarker and Therapeutic Target in Tubo-Ovarian High-Grade Serous Carcinoma

*Tibor A. Zwimpfer (Switzerland)*

**PSB-102/ID 619:** Evaluation of Ectocervical Microbiota and Cervical Co-Test Results from a Gynecology Clinic

*Tufan Oge (Türkiye)*

**PSB-103/ID 879:** Targeting Tumor Mutational Burden and Key Gene Mutations for Precision Medicine in High-Grade Serous Ovarian Cancer

*Javier Martin-Vallejo (Spain)*

**PSB-104/ID 990:** Does the Molecular Profile of Ovarian Tumors Influence the Response to Radiotherapy? An in Vitro Study On Behalf of Multicenter Italian Trials in Ovarian Cancer (MITO) Group

*Amelia Barcellini (Italy)*

**PSB-105/ID 1034:** Unsupervised Learning of Transcriptomic Signatures Drives Early Risk Stratification in Unresectable High Grade Serous Ovarian Cancer Patients

*Raffaella Ergasti (Italy)*

**PSB-106/ID 1378:** Molecular Subtyping and Staging of Endometrial Cancer Using Circulating CfDNA and CfRNA Biomarkers

*Monika Sobocan (Slovenia)*

**PSB-107/ID 1387:** Analysis of Concordance Between Mismatch Repair Deficiency by Immunohistochemistry and Microsatellite Instability by Next Generation Sequencing in Endometrial and Colorectal Cancer Patients: Results from a Comprehensive Cancer Genome Profiling Programme.

*Simona Duranti (Italy)*

**PSB-108/ID 1419:** Host Immune Response to HPV Infection: Deconvolution Analysis from Liquid-Based Cytology Low-Volume Rna-Seq Data for Tumor Microenvironment Profiling in Cervical Dysplasia/Cancer Progression and Risk Stratification: A Pilot Study

*Valentina Bruno (Italy)*

**PSB-109/ID 1717:** Small Non-Coding RNA Signatures Associated with the Malignant Transformation of Endometriosis in Endometriosis-Related Ovarian Cancer

*Camelia Alexandra Coada (Romania)*

**PSB-110/ID 834:** Heterogeneity in GTN Risk Assessment – Are We Speaking the Same Language?

*Christianne Lok (The Netherlands)*

**PSB-111/ID 412:** Epithelial-Mesenchymal Transition (EMT) Immunophenotype Is More Common in the Prognostic Poor P16-Ve/P53mut Molecular Subtype of Vulvar Squamous Cell Carcinoma

*Lars-Christian Horn (Germany)*

**PSB-112/ID 517:** Initial Experience with Cemiplimab in Locally Advanced and Metastatic Vulvar Cancer

*Sarah Meister (Germany)*

---

**PSB-113/ID 790:** Evaluation of Tumor Budding, Poorly Defined Clusters, and Tumor-Stroma Ratio as Histological Biomarkers in Squamous Cell Carcinoma of the Vulva

*Gilbert Georg Klamminger (Germany)*

---

**PSB-114/ID 907:** Sphere Study: Innovations in Lymph Node Assessment – Comparison of Ultrasound and 18F-FDG PET/CT for Vulvar Carcinoma in a Large Case Series

*Simona Maria Fragomeni (Italy)*

---

**PSB-115/ID 908:** Targeted Next Generation Sequencing Reveals Actionable Variants as Potential Therapeutic Targets in Vulvar Melanoma: A Case Study Analysis

*Simona Maria Fragomeni (Italy)*

---

**PSB-116/ID 1014:** Surgical Treatment of Vulvar Carcinoma Following the Paradigm of Ontogenetic Cancer Fields Drastically Reduces Locoregional Relapses

*Nadja Dornhöfer (Germany)*

---

**PSB-117/ID 1307:** Assessing the HER2-Expression Landscape in Squamous Vulvar Cancer. Update of the UK-OWL GO 1 Vulvar Cancer Subgroup

*Nina Franziska Pauly (Germany)*

---

**PSB-118/ID 1543:** Prognostic Impact of Body Mass Index in Patients with Vulvar Squamous Cell Carcinoma

*Yohan Kerbage (France)*

---

**PSB-119/ID 1551:** Expanding the Indications for Sentinel Node Biopsy in High- Risk CN0 Vulvar Squamous Cell Carcinoma: Results from a Large Single-Centre Prospective Study, the GroSNaPET-2 Study.

*Giorgia Garganese (Italy)*

---

**PSB-120/ID 148:** Impact of Volume of Ovarian Cancer Surgery On Overall and Progression-Free Survival: A French National Population-Based Retrospective Study

*Pauline Prost (France)*

---

**PSB-121/ID 205:** Mapping the Global Landscape of Inclusion, Diversity, Equity, and Access in Clinical Trials: Perspectives from Gynaecologic Research Groups

*Jolijn Boer (Germany)*

---

**PSB-122/ID 1283:** Evaluating the Implementation and Outcomes of the Tumor-First Testing Strategy for BRCA1/2 Pathogenic Variants in Ovarian Cancer Patients: A Center-Wide Analysis

*Madelief Schreuder Goedheijt (The Netherlands)*

---

**PSB-123/ID 1582:** Advancing Health Equity Through Online Multidisciplinary Tumor Boards (OMDTB) in Low- and Middle-Income Countries (LMICs): The Pan-Arabian Research Society for Gynecologic Oncology (PARSGO) Initiative

*Zeal Derin (Germany)*

---

# EPOSTER SESSION

## 01. Cervical cancer

ID 9

**Profiles of Cervical Cancer Patients Based on Stage at Prof. Dr. I.G.N.G. Ngoerah General Hospital, Denpasar, Bali**

*Alisza Novrita Sari (Indonesia)*

---

ID 11

**Adjuvant Chemotherapy for Stage IIA2 Cervical Cancer Patient after Long Term Follow Up: Case Report**

*Syamel Muhammad (Indonesia)*

---

ID 31

**What Is the True Prognosis of T1a Cervical Cancer?**

*Zheng Yuan Ng (Singapore)*

---

ID 41

**Primary Malignant Melanoma of the Cervix in a 34-Year-Old, Multigravid: A Case Report**

*Michelle Anne Cacanindin Solomon (Philippines)*

---

ID 84

**Neoadjuvant Systemic Treatment with Cisplatin, Paclitaxel, Pembrolizumab and Bevacicumbab in Locally Advanced Cervical Cancer**

*Michael Friedrich (Germany)*

---

ID 107

**Ultrasound-Guided High-Intensity Focused Ultrasound for the Ablation of Multiple Uterine Fibroids: Assessment of Safety and Efficacy**

*Hongmei Gao (China)*

---

ID 117

**Reduction in Bowel Dose and Toxicities and Improvement in Target Coverage by Altering the Bladder Volume in Cervical Brachytherapy**

*Jaswanthi Akkapatti Ramachandra Reddy (India)*

---

ID 135

**Comparative Evaluation of Neoadjuvant Intra-Arterial Chemoinfusion and Chemo Embolization by Drug-Saturated Embospheres Methods in Locally Advanced Cervical Cancer**

*Shahen Parsyan (Armenia)*

---

ID 151

**Normalization of Posttreatment SCC Ag as a Prognostic Marker in Patients with Advanced Cervical Cancer Treated with First-Line Bevacizumab–Paclitaxel–Cisplatin Therapy**

*Haa-Na Song (South Korea)*

---

ID 158

**Beyond Trauma: A Survivor's Story of Cervical Carcinosarcoma**

*GLAIZA ANN Homez Salarda (Philippines)*

---

ID 174

**What Is the Contribution of Interstitial Brachytherapy in Improving Dosimetric Coverage in the Treatment of Cervical Cancer**

*Cheikh Tayeb (Algeria)*

---

ID 180

**Pelvic Exenteration in Gynecological Cancer in Vietnam: Is It Feasible and Safe ?**

*Bao Viet Phan (Vietnam)*

---

**ID 181**

**Clinical Outcomes and HPV Status in Neuroendocrine Carcinomas of the Cervix: A 5 Year Retrospective Case Series**

*AHMED Hamid Jabbar (United Kingdom)*

---

**ID 182**

**Diagnostic Efficacy & Value of 18(F)FDG-PET-CT Hybrid Imaging for Diagnosis & Response Evaluation in Cervix Cancer. Our Experiences of 63 Cases.**

*Karan Singh Peepre (India)*

---

**ID 197**

**Lymphepithelioma Like Invasive Cervical Cancer**

*Pajtim Asani (North Macedonia)*

---

**ID 209**

**Enhancing Diagnostic Accuracy in Cervical Intraepithelial Neoplasia: A Systematic Review and Meta-Analysis of Adjunctive Colposcopy Technologies**

*Laura Burney Ellis (United Kingdom)*

---

**ID 217**

**Terfenadine Exhibits Antineoplastic Effects on Patient-Derived Organoids of Cervical Adenocarcinoma Via PI3K/AKT Pathway**

*Ya Shi Xu (China)*

---

**ID 242**

**To Compare the Colposcopic Findings by International Federation of Colposcopy and Cervical Pathology (IFCPC ) Nomenclature and Swede Score for Assessment of High Grade Cervical Lesions**

*URVASHI Miglani (India)*

---

**ID 263**

**Prognostic Factors Associated with Recurrence and Death After Radical Hysterectomy for Early-Stage Cervical Cancer**

*María Alonso-Espías (Spain)*

---

**ID 275**

**Re-Treatment with the Immune Checkpoint Inhibitor Cadonilimab in Patients with Cervical Cancer Who Progressed After Anti-PD-1 Therapy: A Real-World Study**

*Dapeng Li (China)*

---

**ID 278**

**Clinical Profile and Toxicity Assessment of Prophylactic Extended-Field Irradiation in Patients with Loco-Regionally Advanced Carcinoma of the Cervix**

*Amirthvarshan a (India)*

---

**ID 287**

**Helical Intensity-Modulated Radiation Therapy Combined with Uterovaginal Brachytherapy in the Management of Locally Advanced and Non-Metastatic Cervical Cancer**

*Cheikh Tayeb (Algeria)*

---

**ID 288**

**A Rare Case of Cervical Cancer Filling the Entire Vagina Discovered During Active Labor: A Case Report from the Department of Gynecology and Obstetrics 1 at the University Hospital Hassan II, Fes**

*Kawtar Laaouini (Morocco)*

---

**ID 304**

**Analysis of Complications and Therapeutic Delay of Para-Aortic Lymphadenectomy in the Staging of Locally Advanced Cervical Cancer at the University of Donostia Hospital**

*María Del Mar Rubio Arroyo (Spain)*

---



**ID 312**

**Reproductive Outcome of Radical Abdominal Trachelectomy: A Case Report**

*Belsy Urike Giraldez Salazar (Peru)*

---

**ID 324**

**Incidence of Cervical Intraepithelial Neoplasia in Republic of Korea: A Nation-Wide Cross-Sectional Study 2009-2020**

*Minsun Kyung (South Korea)*

---

**ID 361**

**Is PET CT Sufficient for Lymph Node Staging of Cervical Cancer? Analysis of Sensitivity and Specificity in Donostia University Hospital**

*Mónica Aguinaga (Spain)*

---

**ID 366**

**Should We Change Our Management of Locally Advanced Cervical Cancer Based on the Results of the INTERLACE Trial ?**

*Sabrina Tbesi (Tunisia)*

---

**ID 399**

**Real World Experience from a Norwegian Cohort of Patients with Cervical Cancer Treated with Immune Checkpoint Inhibitors**

*Kristina Lindemann (Norway)*

---

**ID 410**

**Trop-2 Expression in Cervical Carcinoma (CX) – a Possible Target for the Antibody Drug Conjugate Sacituzumab**

*Lars-Christian Horn (Germany)*

---

**ID 415**

**Evaluation of Psychological Distress in Women Based on Colposcopic Biopsy Results: A Controlled Cross-Sectional Survey Study**

*Inci Tesnim Colak (Türkiye)*

---

**ID 428**

**Nodal Status in Predicting the Outcome of Treatment with Definitive Chemoradiation in Patients with Cervical Cancer in FIGO IIC1 and IIC2 Stages**

*Marija živkovic Radojevic (Serbia)*

---

**ID 433**

**Clinical Value of Systemic Immune-Inflammation Index (SII) in Patients with Recurrent Cervical Cancer Treated with Cemiplimab.**

*Eleonora Palluzzi (Italy)*

---

**ID 436**

**Clinical Implementation of the EMBRACE II Protocol for CBCT-Based ART of Gynecological Cancers**

*Sophie Cvilic (Belgium)*

---

**ID 451**

**Hypersensitivity Reaction to Patent Blue in Abdominal Surgery: A Case Report**

*Caetano Da Silva Cardial (Brazil)*

---

**ID 467**

**Patient's Initial Perception Versus Real Experience of Pelvic Radiotherapy for Gynaecologic Malignancies: How to Overcome Misconceptions?**

*Zeineb Naimi (Tunisia)*

---

**ID 471**

**Laparoscopic Total Mesometrial Resection in Cervical Cancer**

*RAJU KvvN (India)*

---

ID 588

**Management of a Woman with Cervical Melanoma: A Case Report and Literature Review**

*Amine Dincer (United Kingdom)*

---

ID 597

**Cervical Necrosis After Radical Chemoradiation for Cervical Cancer and Correlated Risk Factors**

**in a Mono-Institutional Series.**

*Anna Merlotti (Italy)*

---

ID 608

**Gastric Type Endocervical Adenocarcinoma. a Case Report.**

*Syuzanna Babloyan (Armenia)*

---

ID 624

**Surgical and Oncological Outcomes of Patients with Locally Advanced Cervical Cancer (LACC) Treated with Rescue Surgery.**

*Fabio Francesco Ciancio (Italy)*

---

ID 649

**TroFuse-020/GOG-3101/ENGOT-Cx20: A Phase 3, Randomised, Active-Controlled, Open-Label, Multicentre Study Comparing Sacituzumab Tirumotecan Monotherapy Vs Treatment of Physician's Choice as Second-Line Treatment for Recurrent or Metastatic Cervical Cancer**

*Kristina Lindemann (Norway)*

---

ID 653

**Recurrent Vaginal Intraepithelial Neoplasia (VAIN 3) in the Setting of Persistent HPV Infection Following Radical Abdominal Hysterectomy for Invasive Cervical Cancer: Case Report**

*Viktorija Jovanovska (North Macedonia)*

---

ID 671

**Could Surgical Treatment Be Considered for Patients with Locally Advanced Cervical Cancer Who Have Limited Access to Modern Image-Guided Radiotherapy and Brachytherapy(IGRT/IGBT)?**

*Raouia Ben Amor (Tunisia)*

---

ID 675

**Analysis of Tumour Characteristics Associated with Visceral Recurrence in Locally Advanced Cervical Cancer**

*Christine Gennigens (Belgium)*

---

ID 690

**Surgical Technique of a Robotic Hysterectomy 16 Years After Radical Trachelectomy, a Rare Indication.**

*Nanak Bhagat (United Kingdom)*

---

ID 709

**Radical Hysterectomy and Robotic Lymphadenectomy with Versius Robotic Platform Unique Argentina for Cervical Cancer.**

*Alfredo Luis Gallardo (Argentina)*

---

ID 721

**The Impact of Multidisciplinary Oncological Meetings on the Management of Cervical Cancer**

*Celal Akdemir (Türkiye)*

---

ID 737

**Early Surgical Complications Following Radical Hysterectomy: A Single Centre Experience**

*Celal Akdemir (Türkiye)*

---

ID 743

**Role of Extended HPV Genotyping in Management of Patients with Low-Grade Cytology**

*Fariba Yarandi (Iran)*

---

**ID 750**

**Two-Step Approach for MIS in Early-Stage Cervical Cancer – Preliminary Results**

*Krzysztof Nowosielski (Poland)*

---

**ID 762**

**High-Risk HPV 31 and 33 in CIN: Are Current Follow-Up Protocols Missing Progression Risks? a 97-Case Analysis**

*Merve Konal (Türkiye)*

---

**ID 768**

**Twenty Years of Experience with Less Radical Surgery in Early – Stage Cervical Cancer, Oncology Outcomes**

*Lukas Rob (Czech Republic)*

---

**ID 802**

**Sarcopenia Is a Predictor of Poor Prognostic for Advanced Cervical Cancer Patients**

*LEANDRO Santos Araujo Resende (Brazil)*

---

**ID 816**

**Ultrasound Features of Neuroendocrine Cervical Tumors: A Single-Centre Retrospective Case Series**

*Elena Teodorico (Italy)*

---

**ID 836**

**Investigation of Screening and Vaccination Histories of Cervical Cancer Patients**

*Ibrahim Yalcin (Türkiye)*

---

**ID 839**

**Perineural Invasion in Cervical Cancer Patients – a Single-Center Retrospective Study**

*Stoyan Kostov (Bulgaria)*

---

**ID 845**

**Continuous and Discontinuous Parametrial Invasion in Cervical Cancer Patients – a Multicenter Retrospective Study**

*Stoyan Kostov (Bulgaria)*

---

**ID 868**

**Survival of Patients Over 70 Years Old with Locally Advanced Cervical Cancer: A Retrospective Analysis**

*Elodie Gonne (Belgium)*

---

**ID 892**

**Pelvic Anterior Exenteration – Curative Method of Advanced Gynaecological Cancers**

*Andrei Manu (Romania)*

---

**ID 906**

**Local Control in Node Negative Locally Advanced Cervical Cancer (LACC) at Diagnosis Managed by Radiochemotherapy (RCT) and Image Guided Adaptative Brachytherapy (IGABT).**

*Abel Cordoba (France)*

---

**ID 911**

**Comparative Impact of Imaging-Based Versus Lymphadenectomy for Aortic Staging in FIGO IIC Cervical Cancer: A Large Single-Center Retrospective Analysis**

*Gregoire Laurent Delanghe (France)*

---

**ID 916**

**Upward Metastatic of Cervical Cancer to the Ovaries; Should We Start Including It to the Staging?**

*Henny Meitri Andrie Rachmasari Putri (Indonesia)*

---

ID 926

Laparoscopic Para-Uterine Lymphovascular Tissue (PULT) Sentinel Lymph Node Biopsy with Indocyanine Green (ICG) in Cervical Cancer

*Matteo Pavone (Italy)*

---

ID 938

Can Induction Chemotherapy Prior to Definitive Chemoradiation Impair Chemotherapy and Immunotherapy Treatment Effect in Persistent, Inoperable, Cervical Cancer?

*Apostolos Sarivalasis (Switzerland)*

---

ID 942

Immunotherapy and Bevacizumab in Cervical Cancer: Insights from a Retrospective Cohort Study

*Natalia Dolores Pérez-Rodríguez (Spain)*

---

ID 943

Cadonilimab, An Anti-PD-1/CTLA-4 Bi-Specific Antibody, in Combination with Chemoradiotherapy in Locally Advanced or Isolated Metastatic Cervical Cancer: A Retrospective Study

*Juan Wang (China)*

---

00:00 ID 967

Correlation Between Hematological Parameters and Outcome in Patients with Locally Advanced Cervical Cancer Treated by Concomitant Chemoradiotherapy Followed by Brachytherapy

*Christine Gennigens (Belgium)*

---

ID 970

Vaginal Cuff Length as a Predictor of Tumour Recurrence and Progression to HSIL After Radical Hysterectomy in Early Cervical Cancer

*Marta San José (Spain)*

---

ID 972

Title: Robotic Assisted Pelvic Exenteration Procedure for Gynaecological Cancers: A Case Series at a Tertiary Cancer Centre

*Usha Rani Surya Sireesha Madeti (India)*

---

ID 974

Evaluation of OSNA in Cervical Cancer. Single-Center Study.

*Myriam Gracia (Spain)*

---

ID 980

Red Cell Distribution Width, Neutrophil Lymphocyte Ratio, Platelet Lymphocyte Ratio as a Predictive of Radiotherapy Response in Cervical Cancer

*Setyo Teguh Waluyo (Indonesia)*

---

ID 991

Anti-Tumor Effects of Arsenic Trioxide for Uterine Cervical Cancer

*Takuyo Kajimura (Japan)*

---

ID 996

Isolated Hepatic Metastasis of a Cervix Squamous Cell Carcinoma

*Selma Kacem (Tunisia)*

---

ID 1016

Real-Life Feasibility of Multiple-Drugs Regimens Including Pembrolizumab in the Treatment of Persistent, Recurrent or Metastatic Cervical Cancer

*Elisa Piovano (Italy)*

---

ID 1019

Pelvic Insufficiency Fractures (PIF) in Cervical Cancer Patients Treated with Definitive Chemoradiation: Impact of Dosimetric and Clinical Factors

*ROSA Autorino (Italy)*

---

**ID 1036**

**Clinical Significance of Low Volume Lymph Node Metastasis in Early Stage Cervical Cancer: A Single Centre Case Series**

*Artem Homer (United Kingdom)*

---

**ID 1038**

**Morbidities After Completion Surgery in Patients Treated for Locally Advanced Cervical Adenocarcinoma.**

*Malek Bouhani (Tunisia)*

---

**ID 1066**

**Neoadjuvant Chemoradiotherapy Treatment with Intensity-Modulated Technique (VMAT/IMRT), Simultaneous Integrated Boost (SIB), and Image-Guided Radiotherapy (IGRT) Followed by Radical Surgery in Locally Advanced Cervical Cancer: Prospective Phase II Study (LARA 4.0)**

*Camilla Certelli (Italy)*

---

**ID 1068**

**VIOLA Project: Preventing Vulvo-Vaginal Alterations Post-Treatment in Gynecological Cancer Patients**

*Rosa Autorino (Italy)*

---

**ID 1069**

**Pelvic Sentinel Lymph Node Mapping in Cervical Cancer: A Single Institution Experience**

*Sarah Ehmman (Germany)*

---

**ID 1080**

**Trachelectomy as a Fertility-Sparing Treatment for Early Cervical Cancer – Oncological and Reproductive Outcomes: A Systematic Review and Meta-Analysis**

*Laura Burney Ellis (United Kingdom)*

---

**ID 1081**

**Minimally Invasive Approach to An Extraordinary Cervical Cancer Case with Gastrointestinal Stromal Tumor and Low Grade Appendiceal Neoplasia Mimicking Metastatic Disease**

*Ghanim Khatib (Türkiye)*

---

**ID 1082**

**Impact of Lymph Node Assessment on Survival Outcomes in Locally Advanced Cervical Cancer:**

**A Retrospective Study.**

*Christine Gennigens (Belgium)*

---

**ID 1090**

**Long-Term Patient-Reported Lymphedema After Sentinel Lymph Node Mapping with or without Back-Up Pelvic Lymphadenectomy in Women with Early-Stage Cervical Cancer; a Danish Population-Based Cohort Study**

*Eva Bjerre Ostenfeld (Denmark)*

---

**ID 1092**

**Redefining FIGO Staging for Early Cervical Cancer: Tumor Size Outperforms Stromal Invasion in Risk Stratification**

*Luigi Pedone Anchora (Italy)*

---

**ID 1114**

**SUCCOR MATCH: Impact of Cervical Conization on the Accuracy of Tumor Size Assessment in Imaging and Pathology in Patients with Stage IB1 Cervical Cancer**

*Nabil Manzour (Spain)*

---

**ID 1121**

**Non-HPV Related Adenocarcinoma of the Endocervix in a Young Woman**

*Oriana Zambito (Italy)*

---

**ID 1123**

**Minimally Invasive Approach in Locally Advanced Cervical Cancer**

*Fatma Basak Sargin (Türkiye)*

---

**ID 1137**

**The Role of Vaginal Microbiota and HPV DNA Methylation in Cervical Lesion Progression**

*Yung-Taek Ouh (South Korea)*

---

**ID 1138**

**Glyoxalase 1: A Promising Biomarker and Target for Cervical Cancer Treatment**

*Yung-Taek Ouh (South Korea)*

---

**ID 1145**

**Beyond Initial Staging: The Essential Role of 18FDG-PET/CT in Uterine Cervical Cancer Care**

*Semia Zarraa (Tunisia)*

---

**ID 1148**

**PD-L1 Expression in Locally Advanced Intestinal Type of Mucinous Adenocarcinoma Cervix HPV Associated: A Personalized Management Approach**

*Bella Aprilia (Indonesia)*

---

**ID 1152**

**PCDHGB7 Methylation Detection: A Methylation-Based Triage Strategy to Optimize Colposcopy Referrals in HrHPV-Positive Women**

*Wenqiang Yu (China)*

---

**ID 1164**

**NEOADJUVANT CHEMOTHERAPY in PREGNANCY with CERVICAL CANCER IB2: CASE REPORT**

*Jose Luis Melendez-Duarte (Mexico)*

---

**ID 1166**

**Single Centre Experience of Cemiplimab in Recurrent/Metastatic Cervical Cancer**

*Azmat Sadozye (United Kingdom)*

---

**ID 1174**

**Evaluating the Real-World Efficacy and Safety of Pembrolizumab Combination Therapy in Advanced Recurrent Cervical Cancer: Insights from a Single-Center Study**

*Miho Kitai (Japan)*

---

**ID 1231**

**Reviewing Outcomes of Urgent Cancer Referrals for Abnormal Cervical Findings**

*Harry Sansum (United Kingdom)*

---

**ID 1238**

**Ultrasound-Guided Biopsy in Diagnosis of Recurrent and Persistent Cervical Cancer After Radiation Therapy: A Prospective Study.**

*Floriana Mascilini (Italy)*

---

**ID 1243**

**Unraveling the Role of Laboratory Data and Systemic Inflammatory Indices in Patients with Locally Advanced Cervical Cancer Treated with Chemoradiation and Brachytherapy: An Unsupervised Clustering Analysis**

*Gabriella Macchia (Italy)*

---

**ID 1246**

**Diagnostic Accuracy of HPV-DNA Test, Squamous Cell Carcinoma Antigen, and Circulating HPV-DNA in Detecting Recurrence After Chemoradiotherapy for Locally Advanced Cervical Cancer: A Systematic Review and Meta-Analysis**

*Giovanni Delli Carpini (Italy)*

---

**ID 1265**

**Cervicovaginal Microbiota in Patients with Precancerous and Cancerous Lesions of Cervix – A Case Control Study**

*Sajitha Surendran (India)*

---

**ID 1277**

**Surprising Rate of Advanced-Stage Cervical Cancer in Adequately Screened Patients: Implications for Screening Protocols**

*Adriana Recoder Fernández (Spain)*

---

**ID 1317**

**Diagnostic Accuracy of Sentinel Lymph Node Frozen Section and Ultrastaging Pathological Analysis for Early-Stage Cervical Cancer Staging: An Institutional Retrospective Analysis**

*Tiermes Marina Martín (Spain)*

---

**ID 1345**

**Prevalence of Human Papillomavirus and Other Sexually Transmitted Infections in Endocervical Samples from Asymptomatic Women in Cajamarca, Peru**

*Dayana Pámela Denegri-Hinojosa (Peru)*

---

**ID 1346**

**Node Positive Cervical Cancer Treated by Neoadjuvant Chemotherapy Plus Radical Surgery: A Single Center Experience**

*Noemi Tonti (Italy)*

---

**ID 1347**

**Cyto-Viro-Colpo-Histological Confrontation in Cervical Cancer Screening**

*Amani Abdeljabbar (Tunisia)*

---

**ID 1393**

**Video Demonstration of Robotic Assisted Vaginal Cuff Closure Using Mersilene Tape Before Colpotomy for Early Cervical Cancer After Type III Radical Hysterectomy**

*Usha Rani Surya Sireesha Madeti (India)*

---

**ID 1416**

**Cyto-Histological and Biomolecular Correlations of 166 Cases of Cervical Adenocarcinoma in Situ**

*Eleonora Robba (Italy)*

---

**ID 1432**

**Sample Pooling for HPV DNA Screening. a Cost-Effective Strategy in Low-Resource Settings**

*Luis Chiva (Spain)*

---

**ID 1444**

**Temporal Trends and Outcomes of Sentinel Lymph Node Biopsy for Cervical Cancer in the United States**

*Maximilian Klar (Germany)*

---

**ID 1455**

**Retrospective Analysis of Patients Who Underwent Excision with a New LEEP Technique for Cervical Dysplasia**

*Nora Bagam (Türkiye)*

---

**ID 1467**

**Mitra'S Surgery- Radical Vaginal Hysterectomy with Extraperitoneal Pelvic Lymphadenectomy: Restoration of Lost Art**

*SANDIPAN Chowdhuri (India)*

---

**ID 1472**

**Predicting CIN3+ Detection in Repeat LEEP: A Comparison of Ectocervical vs. Endocervical Positive Margins**

*Murat Cengiz (Türkiye)*

---

**ID 1476**

**Evaluation of the Knowledge of Paramedical Staff Working in the Radiotherapy Department of Salah Azaiez Institute, Tunis Regarding Cervical Cancer and Its Screening.**

*Ghaïet El Fida Noubigh (Tunisia)*

---

**ID 1566**

**Cervical Cancer Screening Uptake by Women in Middle East- a Systematic Literature Review**

*Ahmad Abuzoor (United Kingdom)*

---

**ID 1570**

**Does Sentinel Node Know the Cancer Origin? Comparing Sentinel Lymph Nodes Localization in Endometrial and Cervical Cancer**

*Marcin Adam Zebalski (Poland)*

---

**ID 1576**

**Laparoscopic Trachelectomy for Early Stage Cervical Cancer**

*Eyup Gokhan Turmus (Türkiye)*

---

**ID 1591**

**Survival Benefits of Laparoscopic Approach to Surgical Treatment of Early-Stage Cervical Cancer with Vaginal Cuff Protective Maneuver Compared with Standard Laparotomy.**

*Krzysztof Nowosielski (Poland)*

---

**ID 1611**

**Lower Income Among Women with Cervical Cancer Is Associated with Inferior Survival – a Nationwide Registry Study**

*Anna Lindfors (Sweden)*

---

**ID 1615**

**Advanced Techniques in Pelvic Exenteration for Cervical Cancer: A Case-Based Surgical Guide**

*Dogan Vatansver (Türkiye)*

---

**ID 1616**

**Should We Consider Para-Aortic Lymphadenectomy for Stage IIIC1 Cervical Cancer? the PAROLA Phase III Trial: A GINECO, ENGOT, and GCIG Study**

*Alejandra Martinez (France)*

---

**ID 1617**

**Prognostic Role of PD-L1 Expression in Cervical Cancer**

*Antonio Arnò (Italy)*

---

**ID 1642**

**Successful Fertility Sparing Surgery in a Young Adult with NTRK Rearranged Sarcoma of the Uterine Cervix: A Glimmer of Hope on the Horizon**

*Wilfried Loïc Tatsipie (France)*

---

**ID 1658**

**Lymph Node and Distant Metastases in Staging and Re-Staging of Uterine Cervical Cancer: Precise Diagnosis and Mapping Using FDG-PET/CT**

*Semia Zarraa (Tunisia)*

---

**ID 1665**

**Longitudinal Follow-Up of the DiaVACCs Screening Study Among South African Women with and without HIV-Infection: First Results of Treated Vs. Untreated Participants**

*Greta Dreyer (South Africa)*

---

**ID 1669**

**Evaluation of Sensitivity, Specificity, and the Positive and Negative Predictive Values of Pap Smear and Colposcopy in Diagnosing Premalignant and Malignant Cervical Lesions.**

*Ameni Abdeljabbar (Tunisia)*

---



**ID 1679**

**Navigating the Challenges of Treating Invasive Cervical Cancer During Pregnancy:  
A Compelling Clinical Case Report**

*Joana Farhat (Portugal)*

---

**ID 1688**

**Sentinel Lymph Node with Methylene Blue: A Low-Cost Technique for Cervical Cancer  
Staging in 10 Steps**

*Rafael Garcia (Colombia)*

---

**ID 1692**

**Prevalence Among Human Papillomavirus Genotypes in Endocervical Samples  
from Asymptomatic Women in Cajamarca, Peru.**

*Dayana Denegri-Hinostroza (Peru)*

---

**ID 1705**

**Pregnancy and Cervical Cancer with Nodal Involvement: Experience at the National Cancer  
Institute – Bogota, Colombia**

*Santiago Vieira (Colombia)*

---

## **02. Diagnostics**

**ID 32**

**Screening of Cervical Intraepithelial Neoplasia Based on Electrical Bioimpedance  
Spectroscopy**

*Dong Choon Park (South Korea)*

---

**ID 100**

**The Utility of Estrogen Vaginal Tablets in Improving the Accuracy of Pap Tests  
in Postmenopausal Women**

*Dong Choon Park (South Korea)*

---

**ID 104**

**Evaluation of Colposcopy Finding in Patients with Primary ASCUS in Pap Test**

*Syuzanna Babloyan (Armenia)*

---

**ID 129**

**Primary Pelvic Hydatidosis: About 3 Cases**

*Chaima Derbel (Tunisia)*

---

**ID 157**

**Our Experience of Compares Conventional and Liquid Based Cytology with Colposcopy  
and Histology Findings in Patients with Abnormal Cytological Results.**

*Syuzanna Babloyan (Armenia)*

---

**ID 214**

**When Tuberculosis Imitates Cancer: A Case of Endometrial Tuberculosis in a Postmenopausal  
Patient**

*Imen Hamra (Tunisia)*

---

**ID 220**

**Evaluation and Management of Abnormal Uterine Bleeding in Tunisian Premenopausal  
Women Prior to Endometrial Malignancy Diagnosis**

*Narjes Karmous (Tunisia)*

---

**ID 370**

**Prevalence of Single and Multiple Human Papillomavirus Infections in a Female Patient  
Population from Skopje, North Macedonia**

*Elena Dzikova (North Macedonia)*

---

**ID 546**

**Diagnostic Approaches for the Classification of Ovarian Masses in Paediatric and Adolescent Gynaecology (PAG): A Systematic Review**

*Nina Catherine Cooper (United Kingdom)*

---

**ID 566**

**An Unusual Presentation of a Submucous Leiomyoma in Non-Puerperal Uterine Inversion Etiology: A Rare Case Report**

*Saniye Merve Gül Kara (Türkiye)*

---

**ID 631**

**Diagnostic Workup of Patients with a First Episode of Postmenopausal Bleeding: A Multicenter, Prospective, Observational Study.**

*F. Ciska Slaager (The Netherlands)*

---

**ID 888**

**Investigating the Relationship Between Endometriosis and Cancer: A Retrospective Surgical Analysis**

*Andrei Manu (Romania)*

---

**ID 909**

**Predictive Value of Classic Prognostic Factors for Survival in a North African Population with Node-Negative Breast Cancer: A Study of 375 Cases**

*Imen Sassi (Tunisia)*

---

**ID 1070**

**Percutaneous Biopsy for Suspicious Uterine Smooth Muscle Tumor**

*Mathilde Del (France)*

---

**ID 1209**

**Detection of Endometrial Cancer with DNA Methylation Assay by Self-Collected Tampons**

*Kuo-Min Su (Taiwan)*

---

**ID 1285**

**Initial Experience with <sup>18</sup>F-FDG PET/MRI in Gynecological Malignant Neoplasms**

*M Gabriella Giusa (Brazil)*

---

**ID 1327**

**The Precision Pathway: Elevating Gynaecological Cancer Pathways with Positive Predictive Value.**

*Yathumie Sivakanthan (United Kingdom)*

---

**ID 1339**

**Clinical, Radiological, and Histopathological Characteristics of Triple-Negative Breast Cancer in Young Women Under 35 in Tunisia**

*Olfa Jaidane (Tunisia)*

---

**ID 1342**

**Contralateral Breast Exposure in Breast Cancer Radiotherapy: Is VMAT Safer Than 3D Conformal Radiotherapy?**

*Abir Boubaker (Tunisia)*

---

**ID 1354**

**Ultrasound Guided LLETZ: A Novel Technique to Complete a Challenging LLETZ**

*Helen Staley (United Kingdom)*

---

**ID 1379**

**Finding of Stage IIA Fallopian Tube Clear Cell Adenocarcinoma in a Patient with Preoperative Diagnosis of Endometrial Hyperplasia**

*Archil Sharashenidze (Georgia)*

---

**ID 1471**

**The Effectiveness of Contrast-Enhanced Mammography to Access the Histological Complete Response in Infiltrative Breast Carcinoma**

*Malek Bouhani (Tunisia)*

---

**ID 1504**

**Radiotherapy for the Management of Locally Advanced N3 Breast Cancer: to Boost or Not to Boost?**

*Siwar Abdessaied (Tunisia)*

---

**ID 1541**

**Extended Human Papilloma Virus Genotyping in Women Over 60 in Latvia with Pathological Findings in Cervical Cytology**

*Anna Stasulane (Latvia)*

---

**ID 1552**

**Assesment of P53 in Endometrial Biopsy in Non- Malignant Cases**

*Iwona Gabriel (Poland)*

---

**ID 1564**

**Platinum Resistance Screening in Ovarian Cancer Using CECT Based Machine Learning Algorithms**

*Albert Jacob (India)*

---

**ID 1659**

**Early-Stage Breast Cancer: A Detailed Examination of Clinicopathological Features**

*Nihed Riahi (Tunisia)*

---

**ID 1663**

**Multifocality and Multicentricity in Young Women with Breast Cancer**

*Nihed Riahi (Tunisia)*

---

**ID 1699**

**Diagnostic Performance of Three Molecular Platforms for the Detection of Human Papillomavirus in Endocervical Samples**

*Dayana Denegri-Hinostroza (Peru)*

---

### **03. Endometrial cancer**

**ID 8**

**Robotic Hysterectomy for Obesity Class III Patients with Endometrial Cancer – Retrospective Study of 10 Years Practice in a Tertiary Cancer Center in the UK**

*Konstantinos Palaologos (United Kingdom)*

---

**ID 25**

**Feasibility Evaluation of the Versius Surgical System: Robot-Assisted Hysterectomy for Endometrial Cancer and Benign Gynaecological Lesions.**

*Pawel Sadlecki (Poland)*

---

**ID 27**

**Short- and Long-Term Outcomes of Vaginal, Laparoscopic, and Robotic-Assisted Surgery in “oldest Old” Endometrial Cancer**

*Giorgio Bogani (Italy)*

---

**ID 42**

**Risk Factors for Endometrial Cancer Among Women with a BRCA1 or BRCA2 Mutation**

*Joanne Kotsopoulos (Canada)*

---

ID 48

**Utility of Indocyanine Green in Endometrial Cancers**

*Zeeba Usofi (India)*

---

ID 59

**Impact of Adjuvant Chemotherapy on Survival in Stage I Non-Endometrioid Endometrial Cancer without Myoinvasion: A Norwegian Experience**

*Yun Wang (Norway)*

---

ID 80

**Minimally Invasive Staging in Endometrial Cancer Patients: Results from the Prospective PROME Trial**

*Giorgio Bogani (Italy)*

---

ID 91

**Surgery of Abdominal Wall Clear Cell Adenocarcinoma Due to Endometriosis with Extensive Metastatic Lymphadenopathy in Pelvis and Groin as An Unique Case**

*Mahdi Morshedi (Iran)*

---

ID 95

**The Outcomes of Minimally Invasive Surgery in Morbid Obese Endometrial Cancers**

*Seyedeh Razieh Hashemi (Iran)*

---

ID 110

**Prognostic Significance of Neutrophil-To-Lymphocyte Ratio in Stage I-II Endometrial Cancer**

*Tripac Irina (Moldova)*

---

ID 119

**Integrative Analysis of DNA Methylation, RNA Sequencing, and Variant Dataset Via Machine Learning in Predicting Endometrial Cancer Recurrence**

*Jin Hwa Hong (South Korea)*

---

ID 139

**Predictive Value of MRI Findings for Treatment Outcomes in Early Endometrial Cancer Patients Undergoing Fertility-Sparing Treatment**

*Jeong-Yeol Park (South Korea)*

---

ID 140

**Socioeconomic Marginalization Is Associated with Delayed Medical Consultation Among Endometrial Cancer Patients Presenting with Postmenopausal Bleeding**

*AIED Abu Zhaya (Israel)*

---

ID 144

**The Leading Causes of Death Following a Diagnosis of Endometrial Cancer: A Systematic Review and Meta-Analysis.**

*Heather J Agnew (United Kingdom)*

---

ID 156

**Analysis of Predictive Factors Associated with Sentinel Lymph Node Mapping in Apparent Stage I/II Endometrial Carcinoma**

*Linas Andreika (Lithuania)*

---

ID 160

**FIGO 2023. Spanish Multicenter Study.**

*Nadia Veiga Canuto (Spain)*

---

ID 163

**Comparative Efficacy Analysis Between Adjuvant Vaginal Cuff Brachytherapy and Pelvic External Beam Radiation Treatment for Women with FIGO Stage I Uterine Endometrioid Carcinoma with Pathologic Negative Lymph Node Evaluation: A Propensity Score Matching Analysis**

*Ali Al Asadi, United States*

---

**ID 176**

**Survival Impact of Visceral Fat-Muscle Ratio on Endometrial Cancer Patients**

*Isa Aykut Ozdemir (Türkiye)*

---

**ID 213**

**Digging Deeper: Should We Reconsider Outer Third Myometrial Invasion in Endometrial Cancer Prognosis?**

*Emilia Palmieri (United States)*

---

**ID 223**

**Endometrial Thickness Measurement as Predictor of Endometrial Hyperplasia and Cancer in Perimenopausal Tunisian Women with Abnormal Uterine Bleeding**

*Narjes Karmous (Tunisia)*

---

**ID 232**

**Expression Profiles and Therapeutic Potential of Antibody-Drug Conjugate (ADC) Targets in Endometrial Cancer: A Comparative Analysis of Patient Tumors and Patient-Derived Xenograft Models**

*Sho Sato (Japan)*

---

**ID 245**

**Two Case Series of Mesonephric-Like Adenocarcinoma of the Uterine Corpus**

*Lorraine Chan (Hong Kong SAR)*

---

**ID 250**

**Molecular Classification and Clinical Significance in Grade 3 Endometrial Adenocarcinoma**

*Umran Kucukgoz Gulec (Türkiye)*

---

**ID 253**

**Molecular Classification of Serous and Clear Cell Endometrial Adenocarcinoma**

*Umran Kucukgoz Gulec (Türkiye)*

---

**ID 257**

**Expression and Its Role of Nitric Oxide in Endometrial Cancer**

*Dong Choon Park (South Korea)*

---

**ID 265**

**Less Is More: Validation of Sentinel Lymph Node Biopsy for Staging of High Grade Uterine Malignancies**

*Yu Hui Lim (Singapore)*

---

**ID 270**

**Da Vinci SP Single-Port Robotic Surgery in Endometrial Cancer: First Single Surgeon's Cases Anticipating a New European Experience**

*Benedetta Alberghetti (Italy)*

---

**ID 274**

**Extra Abdomino-Pelvic Metastases in Recurrent Endometrial Serous Adenocarcinoma: Case Report**

*Ana Tatiana Palacios Torres (Colombia)*

---

**ID 280**

**A Pilot Study to Assess the Prevalence of Sarcopenia, Sarcopenic Obesity and Osteosarcopenic Obesity in Asian Patients with Endometrial Cancer.**

*Ieera Aggarwal (Singapore)*

---

**ID 290**

**Impact of Endometrial Carcinoma Evolving Recommendations on Survival Outcomes: The Salah Azaiez Institute Experience**

*Semia Zarraa (Tunisia)*

---

ID 291

**Challenges of Adhering to International Guidelines in the Management of Endometrial**  
*Semia Zarraa (Tunisia)*

---

ID 326

**Impact of Visceral Obesity on the Prognosis of Patients with Endometrial Cancer.**  
*Sergi Fernandez (Spain)*

---

ID 342

**Investigation of the Effect of Nutrition in Gynecologic Malignancy on the Early Genitourinary and Gastrointestinal Side Effects Profile of Patients Receiving Pelvic Radiotherapy**  
*Belma Gözde Özdemir (Türkiye)*

---

ID 345

**Outcomes of Weight Management and Bariatric Surgery in Patients with Endometrial Cancer on Fertility Sparing Management**  
*Shi Hui Lee (Singapore)*

---

ID 347

**Factors Affecting Chance and Time to Regression of Endometrial Cancer on Fertility Sparing Management**  
*Carissa Shi Tong Ng (Singapore)*

---

ID 383

**Matching-Adjusted Indirect Comparison of Immunotherapy Versus Placebo in Combination with Carboplatin and Paclitaxel in Women with Advanced/Recurrent Endometrial Carcinoma**  
*Eliana Rulli (Italy)*

---

ID 403

**Clinical Efficacy of Molecular Classification for Endometrial Cancer: Preliminary Results from a Single-Center Study**  
*Seung Ho Kim (South Korea)*

---

ID 419

**Critical Steps in Minimally Invasive Approach to Comprehensive Surgical Staging in High Grade Endometrial Carcinoma**  
*Eshwarya J Kaur (India)*

---

ID 422

**Comprehensive Protein and TCGA Data Analyses Demonstrate That IGF2BP2 Promotes Cell Proliferation Via NF- $\kappa$ B Signaling Pathway in Refractory Endometrial Cancer.**  
*Yuko Watanabe (Japan)*

---

ID 430

**Real-World Data on Systemic Treatment and Biomarker Testing in Patients with Advanced or Metastatic Endometrial Cancer: Results from the German Registry Platform SMARAGD**  
*Katja Gratzke (Germany)*

---

ID 434

**Prognostic Value of Systemic Inflammation Index (SII) in Recurrent Endometrial Cancer Patients Treated with Pembrolizumab and Lenvatinib: Retrospective Observational Study of Real Life Experience.**  
*Eleonora Palluzzi (Italy)*

---

ID 447

**CD8+ T-Lymphocyte Infiltration and Prognostic Outcomes in Clear Cell Endometrial Carcinoma: Implications for Immunotherapy**  
*Willemiek Iwema (The Netherlands)*

---

**ID 453**

**Breast Carcinoma Metastasis in Endometrium – a Case Report**

*Caetano Da Silva Cardial (Brazil)*

---

**ID 455**

**Evaluation of the MIDKINE Cytokine in Serum, Tumour Tissues and Lymph Nodes of Patients with Endometrial Cancer.**

*Karolina Rasoul-Pelinska (Poland)*

---

**ID 473**

**The Role of MMRD in Relapse with Early-Stage Endometrial Cancer**

*Gokce Nur Esen Topal (Türkiye)*

---

**ID 489**

**Assessing Undertreatment Risks: Sentinel Lymph Node Biopsy Accessibility in Early Endometrial Cancer Management**

*Ik Hui Teo (Malaysia)*

---

**ID 496**

**Relationship Between Amino Acid Transporters and Endometrial Cancer Subtypes**

*Magdalena Nadolna (Poland)*

---

**ID 500**

**Feasibility of Omitting Adjuvant Therapy in Patients with Early-Stage Endometrial Cancer**

*Kwang-Beom Lee (South Korea)*

---

**ID 502**

**Partial Colectomy for the Treatment of Radiation-Resistant Endometrial Cancer Vault Recurrences**

*Pubudu Pathiraja (United Kingdom)*

---

**ID 511**

**Oncologic Outcomes in Stage IV Endometrial Cancer Patients with Carcinosis Submitted to Primary Vs. Interval Debulking Surgery: A 20-Year Experience from an ESGO Accredited center in endometrial Cancer Surgery**

*Camelia Alexandra Coada (Romania)*

---

**ID 514**

**International Endometrial Tumour Analysis (IETA) Score, Serum CA 125 and Serum CA19-9 to Triagewomen with Abnormal Uterine Bleeding and of Low Risk of Endometrium Cancer to Have Endometrium Biopsy**

*Nawfal Fawzi Azzo (Iraq)*

---

**ID 523**

**Influence of Metabolic Profiles on Lynch Syndrome-Associated Endometrial Cancer**

*Francesca Tronconi (Italy)*

---

**ID 528**

**Exploring the Relationship Between Microsatellite Instability and Immunitary System in Endometrial Cancer.**

*Eleonora Braca (Italy)*

---

**ID 537**

**Reirradiation of Gynecological Recurrences with HDR Brachytherapy/Interventional Radiotherapy (I-RT) – a Single Institution Analysis.**

*Mateusz Bilski (Poland)*

---

**ID 539**

**The Role of Cytoreductive Surgery in FIGO IV and Recurrent Endometrial Cancer – a Single Institution Experience**

*Aleksandra Strojna (Germany)*

---

**ID 549**

**Technical and Organizational Solutions for Research Endometrial Cancer Data Collection: The Ambispective, Multicentric ENDOCancer-DATA**

*Tina Pasciuto (Italy)*

---

**ID 553**

**The Relevance of the Patients' Macro-Environment in the Endometrial Cancer Molecular Subgroups**

*Henrica Maria Johanna Werner (The Netherlands)*

---

**ID 557**

**Endométrial Cancer Incidence in Patients with Atypical Endométrial Hyperplasia**

*Abir Khattabi (Morocco)*

---

**ID 558**

**Mutation of the P53 Gene as a Molecular Marker of Endometrial Cancer: About 14 Cases and Literature Review**

*Abir Khattabi (Morocco)*

---

**ID 560**

**Honokiol Modulates the Tumour Microenvironment in Endometrial Cancer by Inhibiting ECM Remodeling and Cell Migration.**

*Marcin Bobinski (Poland)*

---

**ID 578**

**Does Obesity Hinder Radiotherapy Outcomes in High-Risk Endometrial Cancer Patients?**

*Raouia Ben Amor (Tunisia)*

---

**ID 591**

**Predictive Factors for Failed Sentinel Lymph Node Mapping in Endometrial Cancer: A Retrospective Multicenter Study**

*Cristina Taliento (Italy)*

---

**ID 594**

**The Impact of Extent of Lymphovascular Space Invasion on Prognostic Factors and Survival in Women with Endometrial Cancer**

*Tugçe Sirma (Türkiye)*

---

**ID 654**

**Rare Case Series of Serous Endometrial Intraepithelial Carcinoma**

*Funda Atalay (Türkiye)*

---

**ID 665**

**Real-World Outcomes and Management of Endometrial Cancer in France from 2016 to 2021 (MOONBEAM Study)**

*Florence Joly (France)*

---

**ID 678**

**Real-World Demographics and Survival Outcomes of Patients in England with Advanced or Recurrent Endometrial Cancer by Mismatch Repair Status**

*Ellie Hall (United Kingdom)*

---

**ID 687**

**Comparative Study of Sentinel Lymph Node Detection Rate Using Robotic-Assisted Laparoscopy Versus Conventional Laparoscopy in Endometrial Cancer**

*Carmen Freire Facal (Spain)*

---

**ID 698**

**Laparoscopic Radical Hysterectomy for Poorly Differentiated Endometrioid Carcinoma with Massive Cervical Involvement**

*Orazio De Tommasi (Italy)*

---



**ID 700**

**Critical Analysis of Factors Influencing Sentinel Lymph Node Detection in Endometrial Carcinoma: A Prospective Study from Eastern India.**

*Megha Nandwani (India)*

---

**ID 711**

**Evaluating the Feasibility of Performing Lymphadenectomy for Surgical Staging of Endometrial Cancer Via Vaginal Natural Orifice Transluminal Endoscopy Surgery Technique: A Single-Center Experience**

*Yvonne Wong (Singapore)*

---

**ID 713**

**Detection of the Sentinel Node in Endometrial Cancer Using VNOTES: Retrospective Study on the Technique at the Institut Universitari Dexeus: 40 Cases**

*Francesc Fargas Fabregas (Spain)*

---

**ID 729**

**Resolving the Changes of FIGO 2023 Endometrial Cancer Staging and Its Impact on Stage Migration – a Single Institute Study from Eastern India.**

*Megha Nandwani (India)*

---

**ID 736**

**Impact of Visceral Obesity on the Understaging of Patients with Endometrial Cancer**

*Sergi Fernandez-Gonzalez (Spain)*

---

**ID 742**

**Inflammation and Nutrition-Based Scores for Prognosis in Lenvatinib and Pembrolizumab Therapy for Recurrent Endometrial Cancer**

*Aiko Ogasawara (Japan)*

---

**ID 746**

**Evaluating Surgical Efficiency in Robotic-Assisted Hysterectomies for Endometrial Cancer and Benign Gynecologic Conditions**

*Eleftherios Zachariou (Greece)*

---

**ID 747**

**Robotic-Assisted Surgery for Endometrial Cancer: Analysis of Surgical Outcomes and Intraoperative Factors from a High-Volume Center**

*Eleftherios Zachariou (Greece)*

---

**ID 751**

**Robotic Surgery in Endometrial Cancer: A Center's Experience with High BMI Patients**

*Nikolaos Plevris (Greece)*

---

**ID 753**

**Sentinel Lymph Node Mapping Using Indocyanine Green in Robotic Surgery for Endometrial Cancer**

*Eleftherios Zachariou (Greece)*

---

**ID 754**

**Adherence to ESGO-ESTRO-ESP Guidelines in Robotic Surgery for Early-Stage Endometrial Cancer**

*Nikolaos Plevris (Greece)*

---

**ID 755**

**Robotic Surgery for Endometrial Cancer: Achieving Optimal Quality Indicators in a High-Volume Center**

*Nikolaos Plevris (Greece)*

---

**ID 756**

**Duration of Tamoxifen Use and Risk of Endometrial Cancer in Postmenopausal Breast Cancer Patients**

*Mario Puljiz (Croatia)*

---

ID 760

**Abnormal Uterine Bleeding as a Predictor of Endometrial Hyperplasia and Cancer Pathology in Postmenopausal Tamoxifen Treated Breast Cancer Patients**

*Mario Puljiz (Croatia)*

---

ID 765

**Solitary Splenic Metastasis in Endometrial Cancer – a Systematic Review and Case Presentation**

*Sebastian Schott (Germany)*

---

ID 769

**CT- Scan Based Waist-To-Hip Ratio as a Predictor of Perioperative Outcomes in Laparoscopic Surgery for Endometrial Cancer**

*Annamaria Ferrero (Italy)*

---

ID 779

**Evaluation of Risk Factors Related to Ovarian Involvement in Endometrial Cancer Patients: A Retrospective Study**

*Setareh Akhavan (Iran)*

---

ID 825

**Unscheduled Bleeding in Postmenopausal Women on Hormone Replacement Therapy: A Single-Centre Analysis of Endometrial Cancer Risk**

*Mohamed Abdelwanis Mohamed Abdelaziz (United Kingdom)*

---

ID 830

**Obesity in Endometrial Cancer – a Patient Treated with Curative Radiotherapy Using a Custom-Made 3D-Printed Applicator**

*Ana Perpar (Slovenia)*

---

ID 853

**“Relationship Between Body Mass Index and Soluble Form of Galectin-9 in Women Suffering From Endometrial Cancer”**

*Agnieszka Kwiatkowska-Makuch (Poland)*

---

ID 854

**Molecular Diagnosis of Endometrial Cancer in the Republic of Tatarstan**

*Alevtina Akhmetzianova (Russia)*

---

ID 856

**Does Size Matter? the Prognostic Role of Lymph Node Metastasis Dimension in Endometrial Cancer Molecular Classification. a Multicentre, Retrospective Study.**

*Emanuele Perrone (Italy)*

---

ID 864

**Burkitt’S Lymphoma of Gynecological Origin**

*Elga Lopez Gonzalez (Spain)*

---

ID 865

**Risk Factors for Sentinel Lymph Node Detection Failure in Open Surgery Endometrial Cancer Patients Using Different Applications’ Methods: A Retrospective Cohort Study**

*Borek Sehnal (Czech Republic)*

---

ID 876

**Impact of Ovarian Preservation on Survival for Premenopausal Women with Early-Stage Endometrial Carcinoma: A Systematic Review and Meta-Analysis**

*Manuela Maletta (Italy)*

---

ID 890

**Sentinel Lymph Node Mapping with Indocyanine Green in Endometrial Cancer**

*Bogdan Catalin Coroleuca (Romania)*

---

**ID 895**

**Advancing Care in Uterine Serous Cancer: The Evolving Role of HER2-Targeted Therapies**

*Aikaterini Papakonstantinou (Greece)*

---

**ID 900**

**Ultrasound Scoring to Predict Low-Risk Endometrial Cancer to Spare Low-Risk Patients the Sentinel Node Procedure**

*Line Hupfeld Landt (Denmark)*

---

**ID 918**

**Introducing the Critical View of Safety Assessment in Sentinel Node Dissection for Uterine Malignancies: A Step Toward the Use of Artificial Intelligence to Enhance Surgical Safety and Lymph Node Detection (LYSE).**

*Chiara Innocenzi (Italy)*

---

**ID 921**

**Comparison of Clinical Characteristics and Survival Outcomes of Adolescents and Young Adults Undergoing Hysterectomy for Endometrial Cancer to Their Older Counterparts – a Retrospective Cohort Study**

*Inge Peters (Italy)*

---

**ID 923**

**Pelvic and ParaAortic Sentinel Lymph Node in Endometrial Cancer: Extraperitoneal Approach**

*Ana Conde Adán (Spain)*

---

**ID 935**

**Weight Trends Among Patients with Endometrial Cancer: Understanding and Tackling a Growing Problem**

*Tullia Rushton (United States)*

---

**ID 951**

**Prevalence of Uterus Cancer in Uzbekistan**

*Zulfiya Sabirdjanova (Uzbekistan)*

---

**ID 952**

**Synchronous Primary Cancers of Endometrium and Ovary – Is It That Common?**

*Francisca Garcia Magno (Portugal)*

---

**ID 956**

**Visual Demonstration of Sentinel Lymph Node Biopsy Via VNOTES in Endometrial Cancer**

*Thomas Gaillard (France)*

---

**ID 962**

**Genetic and Immunohistochemical Analysis in Endometrial Carcinoma: First Results on 153 Patients of An Open Retrospective Study**

*Sami Kilzie (Italy)*

---

**ID 964**

**Prognostic Factors Based on the Molecular Classification of Endometrial Cancer: Single Institution Study.**

*Itziar Villagrá (Spain)*

---

**ID 977**

**P53-Abnormal Endometrial Cancer: to Be, or Not to Be, That Is the Question**

*Ilaria Betella (Italy)*

---

**ID 983**

**Transcriptomics Reveals Distinct Molecular Features of Endometrial Cancer in Obese and Non-Obese Subjects**

*Xiaoman Jin (The Netherlands)*

---

**ID 987**

**Evaluating Liquid Biopsy with C-MicroRNA Profiling. a Novel Non-Invasive Approach for Risk Stratification in Endometrial Cancer**

*Marika Pia Di Viesti (Italy)*

---

**ID 1004**

**The Predictive Role of the Node-Rads Scoring System in Evaluating Lymph Node Involvement in Patients with Endometrial Cancer**

*Roberta Maria Arseni (Italy)*

---

**ID 1015**

**The Problem of Adjuvant Treatment of Endometrial Cancer III A-C Stages**

*Anna Kryzhanivska (Ukraine)*

---

**ID 1020**

**Is MMRd Endometrial Cancer a Negative Prognostic Factor in Early-Stage Endometrial Cancer?**

*Priyanka Batra (India)*

---

**ID 1021**

**Impact of the FIGO 2023 Staging System on Patients with Endometrial Cancer.**

*Giulio Bonaldo (Spain)*

---

**ID 1032**

**Laparoscopic Sentinel Lymph Node Mapping in Endometrial Cancer: Tips and Tricks and the Most Common Areas to Find It.**

*Dimitris Zygouris (Greece)*

---

**ID 1039**

**Laparoscopic Sentinel Lymph Node Resection in Endometrial Cancer Using ICG and NIR Technology. Presenting Our 7 Years Experience and the Oncological Outcome.**

*Dimitris Zygouris (Greece)*

---

**ID 1051**

**Association of IL-17F Gene Polymorphisms with Endometrial Cancer Risk in a Tunisian Population: A Case-Control Study**

*Nadia Boujelbene (Tunisia)*

---

**ID 1058**

**Robotic-Assisted Surgical Staging with Sentinel Node Biopsy for Apparently Early-Stage Endometrial Cancer Using the Modular Multi-Arm Surgical Robot System Versius® (Cambridge Medical Robots): A Case Series.**

*Chiara Casprini (Italy)*

---

**ID 1061**

**Soluble Levels of HLA-E and HLA-G as Predictors of Endometrial Cancer Diagnosis and Progression?**

*Nadia Boujelbene (Tunisia)*

---

**ID 1062**

**Testing of Molecular Characteristics in Women with Recurrent Endometrial Cancer: A Retrospective Observational Study Based on the Sensor Database**

*Fredrikke Moth Teigland (Norway)*

---

**ID 1086**

**Recurrence Pattern in Surgically Staged Apparent Early-Stage Endometrial Cancer: Open Surgery Vs MIS**

*Valeria Artuso (Italy)*

---

**ID 1088**

**ICG Mapping of Sentinel Lymph Nodes in Patients with Early Stages of Endometrial and Cervical Cancer Depending on Body Mass Index**

*Natalia Rozhkovska (Ukraine)*

---

**ID 1094**

**Calculator of Endometrial Cancer Risk for Daily Clinical Practice**

*Magdalena Bizon (Poland)*

---

**ID 1095**

**Impact of Patient Characteristics on Primary Treatment Approach; a Population Based Study Regarding Incidence, Management and Outcome of Endometrial Cancer Patients in the Netherlands Over 1995–2022**

*Heidi Rutten (The Netherlands)*

---

**ID 1098**

**Prognostic Impact of Molecular Profile After a First Recurrence in Patients with Endometrial Carcinoma**

*Ana Luzarraga Aznar (Spain)*

---

**ID 1117**

**Concordance of Molecular Classification Between Diagnosis and Recurrence in Endometrial Cancer: A Retrospective Single Center Study**

*Giulia Pellicchia (Italy)*

---

**ID 1130**

**Conservative Hysteroscopic Treatment of Endometrial Intraepithelial Neoplasia and Endometrial Cancer in Patients with High Surgical Risk: Oncological and Surgical Outcomes.**

*Eugenia Mantovani (Italy)*

---

**ID 1134**

**Circulating Immune Population as a Prognostic and Predictive Tool in Patients with Endometrial Cancer**

*Laura Muinelo-Romay (Spain)*

---

**ID 1149**

**A Challenging Pelvic Lymph Node Staging in Elderly Patient with Endometrial Cancer**

*Ana Carla Franco Ubinha (Brazil)*

---

**ID 1150**

**The Pattern of Lymph Node Involvement in Patients Treated Surgically for Endometrioid Adenocarcinoma of the Uterus Between 2000 to 2023: A Retrospective Cohort Study in King Abdulaziz University Hospital, Jeddah, Saudi Arabia**

*Hesham Sait (Canada)*

---

**ID 1177**

**External Validation of the New 2023 FIGO Staging System in Endometrial Cancer Patients: 12-Year Experience from An ESGO Accredited Center.**

*Kimon Chatzistamatiou (Greece)*

---

**ID 1178**

**Uterine Neoplasms in Breast Cancer Survivors in Relation to Tamoxifen Treatment**

*Tanya Satija (India)*

---

**ID 1183**

**Deep Learning Prediction of Surgical Skills and Technical Errors During Robotic-Assisted Gynaecological Surgery**

*Freweni Martha Tesfai (United Kingdom)*

---

**ID 1184**

**Elderly Endometrial Cancer: Surgical Outcomes and Adjuvant Therapy**

*Murat Cengiz (Türkiye)*

---

**ID 1191**

**Patient-Derived Organoids as a Model for Endometrial Cancer: Exploring Treatment Response and Steroid Metabolism**

*Merve Yildiz (The Netherlands)*

---

**ID 1192**

**Unsupervised Clustering Analysis Predicts the Treatment Outcomes of Stereotactic Body Radiation Therapy in Oligometastatic Uterine Cancer**

*Gabriella Macchia (Italy)*

---

**ID 1217**

**The Association Between Endometrial Cystic Spaces in Women with Abnormal Bleeding and Endometrial Hyperplasia and Endometrial Cancer**

*Catherine Schepisi (Australia)*

---

**ID 1220**

**A Service Evaluation Study Comparing BMI and Perioperative Outcomes of Patients Undergoing Robotic Surgery for Endometrial Cancer**

*Karine Dookeeram (United Kingdom)*

---

**ID 1251**

**Survival Outcome of SLNB in Endometrial Ca of Aggressive Histology**

*Sajitha Surendran (India)*

---

**ID 1252**

**'Seeing Red..?' a Culturally Tailored Uterine Cancer Awareness Video Co-Designed with Women from Black and Asian Ethnic Minority Groups.**

*Esther L Moss (United Kingdom)*

---

**ID 1253**

**A Large Retrospective Study of Histological Outcomes in Women with Unscheduled Bleeding, with and without Hormone Replacement Therapy**

*Navneetha Naveendra (United Kingdom)*

---

**ID 1270**

**Impact of Obstetric Outcome and Assisted Reproductive Technology on Risk Recurrence in Patients Undergoing Fertility Sparing Treatment of Atypical Hyperplasia and Endometrial Cancer**

*Inge Peters (Italy)*

---

**ID 1272**

**The Protective Role of the Mirena IUS in Women with Postmenopausal Bleeding: Incidence of Endometrial Polyps and Malignancy**

*Zeynep Tugce Tugcu (United Kingdom)*

---

**ID 1291**

**Sentinel Lymph Node Biopsy in Early-Stage Endometrial Cancer: Results of An Observational Study in An Oncology Center in Portugal**

*Ana F Sousa (Portugal)*

---

**ID 1292**

**Abnormal Uterine Bleeding in Pre-Menopausal Patients Referred on the Suspected Cancer Pathway: Diagnostic Pathways and Histopathological Outcomes**

*Sachit Mehta (United Kingdom)*

---

**ID 1297**

**Comparison of Laparoscopic and Robotic Approaches for Sentinel Lymph Node Mapping in Endometrial Cancer: Experience of a Tertiary Center**

*Hasan Volkan Ege (Türkiye)*

---

**ID 1300**

**Incidence and Outcomes of True Endometrial Polyps from Urgent Gynecological Referrals: A Large Observational Study.**

*Keya Madani (United Kingdom)*

---

**ID 1315**

**The Significance of Ascites/Peritoneal Flushing Fluid Cytology in Theprognosis of Endometrial Cancer Should Be Emphasized and Standardized: A Systematic Review and Meta-Analysis**

*Wenzhi Kong (China)*

---

**ID 1316**

**Survival Impact of Paraaortic Lymph Node Evaluation in Clinically Early-Stage Endometrial Cancer**

*Ki Eun Seon (South Korea)*

---

**ID 1321**

**CytoMARK: Towards Clinical Implementation of a Non-Invasive Endometrial Cancer Diagnostic Test Using Cervical Fluid Biomarkers**

*Antonio Gil-Moreno (Spain)*

---

**ID 1334**

**Retrospective Analysis of L1 Status on Nodal Metastasis and the Impact of Lymphadenectomy on Quality of Life and Sexual Health in Endometrial Cancer Patients: Experience from University of Jena (2010–2022)**

*Valentina Auletta (Germany)*

---

**ID 1337**

**Uterine Cancer Awareness Month: A Twitter/X Network Analysis**

*Esra Bilir (Germany)*

---

**ID 1352**

**Management of Patients with Endometrial Hyperplasia: An Experience in a Tertiary Centre Over a 12-Month Period**

*Bing Tiong (United Kingdom)*

---

**ID 1359**

**Preliminary Outcomes of Transvaginal Natural Orifice Transluminal Endoscopic Surgery (VNOTES) Pelvic Lymphadenectomy in Endometrial Cancer**

*Selcuk Erkilinc (Türkiye)*

---

**ID 1382**

**Impact of Sentinel Lymph Node Mapping on Same-Day Discharge After Minimally Invasive Surgery**

*Tommaso Meschini (United States)*

---

**ID 1383**

**The Role of the DLL4 (Delta Like Ligand 4) Gene in Endometrial Cancer**

*Emmanuel N Kontomanolis (Greece)*

---

**ID 1385**

**Accuracy and Performance of Different Tracers in Sentinel Lymph Node Biopsy in Endometrial Cancer: A Single-Institution Retrospective Study.**

*Cristina Celada Castro (Spain)*

---

**ID 1389**

**No Specific Molecular Profile Endometrial Cancer: Clinical and Molecular Characteristics from a Real-World Cohort.**

*Narda Kebaier Ep Chaabouni (United Kingdom)*

---

**ID 1395**

**Delphi Consensus of Objective Assessment of Surgical Skills During Minimally Invasive Hysterectomies: Introducing Critical View of Safety to Prevent Ureteral Injuries**

*Freweini Martha Tesfai (United Kingdom)*

---

**ID 1398**

**Practical Incorporation of Parauterine Lymphatic Tissue Removal and Assessment in the Management of Endometrial Cancers. a Survey-Based Study.**

*Agnieszka Rychlik (Poland)*

---

**ID 1402**

**LVSI as a Predictor of Outcome in Endometrial Cancer: A 10-Year Retrospective Single-Center Study from Iran**

*Somayyeh Noei Teymoordash (Iran)*

---

**ID 1406**

**Managing Obesity and Endometrial Cancer: Consultant Perspectives**

*Aisling Mc Donnell (Ireland)*

---

**ID 1413**

**Survival Outcomes of Sentinel Lymph Node Biopsy Alone Versus Back-Up Systematic Lymph Node Dissection in High-Risk Endometrial Cancer: A Turkish Gynecologic Oncology Group Study (TRSGO-SLN-007)**

*Ali Gokce (Türkiye)*

---

**ID 1421**

**Relapse Patterns of Endometrial Cancer According to Molecular Groups**

*Marta Arnáez De La Cruz (Spain)*

---

**ID 1423**

**Approaching Precision Medicine in Endometrial Cancer. Identification of Selective Dependencies in Endometrial Cancer by Genome-Wide CRISPR Screens Using Organoids in DepMap**

*Beatriz Villafranca-Magdalena (Spain)*

---

**ID 1428**

**Endometrial and Myometrial Pathology, Malignancy and Premalignancy Rate in Patients Undergoing Laparoscopic Supracervical Hysterectomy – 10 Years of Experience. a Retrospective Study.**

*Marta Joanna Monist (Poland)*

---

**ID 1437**

**Minimally Invasive Surgery Resection of Recurrent Endometrial Carcinoma Metastasis: A Systematic Review.**

*Alessio Colalillo (Italy)*

---

**ID 1447**

**Follow-Up After Robotic-Assisted Endometrial Cancer Surgery – Are We Doing Too Many Controls?**

*Guro Aune (Norway)*

---

**ID 1458**

**The Incidence of Gynaecological Malignancy in HRT Users Referred on Suspected Cancer Pathway Presenting with Post-Menopausal Bleeding. Pre Hysteroscopy Triage. Single Centre Experience.**

*Natalia Povolotskaya (United Kingdom)*

---



**ID 1462**

**Impact of Novel Molecular Classification of Endometrial Cancer on Adjuvant Treatment: Single-Centre Prospective Cohort Study**

*Francesco Legge (Italy)*

---

**ID 1483**

**Targeted Therapy in Advanced Endometrial Cancer with Molecular Alterations: A Case of Successful Disease Control**

*Marta Castellarnau-Visús (Spain)*

---

**ID 1487**

**Evaluation of Recurrence Pattern in Stage I-II Endometrial Cancer**

*Yasemin Bolukbasi (Türkiye)*

---

**ID 1490**

**Neutrophil/Lymphocyte Ratio and Anti-Tumor Effect of Lenvatinib Plus Pembrolizumab Therapy for Endometrial Cancer**

*JUNZO Hamanishi (Japan)*

---

**ID 1494**

**MMR Deficiency Rates and Correlation with Histopathological Parameters in Endometrial Cancer Patients: Prospective Observational Cohort.**

*Emmanouela-Aliki Almperi (Greece)*

---

**ID 1505**

**Integrating Molecular Profiling in Endometrial Cancer: Clinical and Prognostic Implications from a Case Series**

*Somayyeh Noei Teymoordash (Iran)*

---

**ID 1520**

**Assessment of Sentinel Lymph Node Biopsy Compared to Lymphadenectomy for Endometrial Cancer Staging: Experience from An ESGO Certified Center.**

*Dimitris Zouzoulas (Greece)*

---

**ID 1528**

**The Role of Cytoreductive Surgery in the Treatment of Advanced Endometrial Cancer Patients: 12-Year Experience of An ESGO Certified Center.**

*Kimon Chatzistamatiou (Greece)*

---

**ID 1532**

**Quality of Life in Endometrial Cancer Survivors: A Retrospective Assessment Using the Sf-12 Health Survey**

*Amani Yousofi (Tunisia)*

---

**ID 1538**

**AKR1B1 and AKR1B10 as Potential Plasma Biomarkers for Prognosis of Endometrial Cancer**

*Maja Pušic Novak (Slovenia)*

---

**ID 1546**

**Vascular Variations May Cause Significant Morbidity During Retroperitoneal Lymphadenectomy**

*ELIFNUR Özdemir (Türkiye)*

---

**ID 1547**

**The Immune-Silenced Dialogue in Endometrial Cancer Tumor Microenvironment Escape: Could the Volume Be Tuned Up by the Fetal-Maternal Immune Tolerance Cross-Talk?**

*Valentina Bruno (Italy)*

---

**ID 1550**

**Comparing Sentinel Lymph Node Biopsy and Systematic Lymphadenectomy for Staging in Intermediate Risk Endometrial Cancer: A Retrospective Analysis**

*Emma Pessarrodona-Zaragoza (Spain)*

---

ID 1553

**Pattern of Recurrence in Endometrial Cancer Patients Undergoing Sentinel Lymph Node Biopsy Alone: A Multicentric Retrospective Analysis**

*Giulio Sozzi (Italy)*

---

ID 1555

**Evaluating Treatment Strategies in Advanced Endometrial Cancer: Primary Cytoreductive Surgery Vs. Neoadjuvant Chemotherapy and Interval Debulking Surgery – a Ten-Year Single-Centre Experience**

*Mohamed Abdelwanis Mohamed Abdelaziz (United Kingdom)*

---

ID 1565

**Sexual Function in Women After Endometrial Cancer Treatment: A Retrospective Evaluation Using the Fsf**

*Amani Yousfi (Tunisia)*

---

ID 1599

**Phosphorescence of Nodal Tissue. a Novel Sign During Minimal Invasive Sentinel Lymph Node Dissection for Endometrial Cancer. a Series of 77 Cases.**

*Panagiotis Giannakas (Greece)*

---

ID 1607

**When Immunohistochemistry Saved the Day – Two Case Studies from a Tertiary Oncology Unit in Ireland**

*Rebecca Hunter (Ireland)*

---

ID 1610

**Sentinel Lymphnode Mapping in Endometrial Cancer: New Insights Into An Essential Tool**

*Francesco Sgalambro (Italy)*

---

ID 1614

**Pathway to Implement Molecular Classification for Endometrial Cancer Staging in Low- and Middle-Income Countries: Determining POLE Testing Needs at San Borja Arriarán Clinical Hospital, Santiago, Chile**

*Jose Ibacache Pinto (Chile)*

---

ID 1621

**Impact of Sentinel Lymph Node Mapping on Postoperative Outcomes in Endometrial Cancer**

*Adelina Silvana Gheorghe (Romania)*

---

ID 1623

**Metastatic Breast Cancer to Ovaries and Endometrium: A Rare Case**

*Mariana Rocha Bohne (Brazil)*

---

ID 1629

**Sentinel Node Procedure for Apparent Early-Stage Endometrial Cancer: A Prospective Cohort Study.**

*Chrysoula Margioulas-Siarkou (Greece)*

---

ID 1634

**Sentinel Lymph Node Mapping Using Blue Dye for Endometrial Cancer Staging: Seven Years After Implementation at San Borja Arriarán Clinical Hospital, Santiago, Chile**

*José Ibacache Pinto (Chile)*

---

ID 1635

**POLE Mutation Rates and P53 Abnormal Rates and Correlation with Histopathological Parameters in Endometrial Cancer Patients: Prospective Observational Cohort.**

*Aristarchos Almpelis (Greece)*

---

**ID 1644**

**Real-World Outcomes of First Line Chemotherapy in Advanced/Recurrent Endometrial Cancer According to Mismatch Repair Protein (MMR) Status by Immunohistochemistry (IHC), Guy's Cancer Experience.**

*Eirini Konstantinidou (United Kingdom)*

---

**ID 1676**

**The Influence of Mismatch Repair Deficiency on Disease-Free Survival in Endometrial Cancer Patients Treated with Adjuvant Therapy: A Retrospective Analysis**

*Beata Vida (Hungary)*

---

**ID 1684**

**Minimally Invasive Vs Open Surgical Treatment for Advanced Type II Endometrial Cancer: A Systematic Review**

*Lamprini Basmpana (Greece)*

---

**ID 1708**

**Risk Factors for Red Blood Cell Transfusion in Patients Undergoing Hysterectomy for Stage I Endometrial Cancer**

*Mohanad Elchouemi (United States)*

---

**ID 1709**

**Racial and Geographical Disparities in Endometrial Cancer Mortality in the United States**

*Mohanad Elchouemi (United States)*

---

**ID 122**

**Efficacy of Furosemide in Accelerated Recovery from Postpartum Hypertension in Patients with Preeclampsia: A Systematic Review and Meta-Analysis**

*Mariam Sameer Danial (Egypt)*

---

#### **04. Fertility/Pregnancy**

**ID 142**

**Pregnancy-Associated Breast Cancer – Management of the Mother, Fetus and Tumour**

*Andrea Ruwen Tan (Singapore)*

---

**ID 212**

**Fertility-Sparing Surgery in Ovarian Sex Cord-Stromal Tumors: A Case Series Analysis**

*Imen Hamra (Tunisia)*

---

**ID 279**

**Tailoring Neoadjuvant Chemotherapy for a Pregnant Patient Diagnosed with IB2 Squamous Cervical Carcinoma.**

*Anna Babkova (Czech Republic)*

---

**ID 321**

**"Fertility Preservation in Progesterone Receptor-Negative Endometrioid Endometrial Adenocarcinoma: A Multidisciplinary Approach to Conservative Management"**

*Luiz Felipe Lessa Ortiz (Brazil)*

---

**ID 459**

**An Oncofertility Approach and Literature Review of Mucinous Ovarian Cancer – Potential Pitfalls in Fertility Sparing Management and Disease Surveillance**

*Michelle E-Jyn Kwek (Singapore)*

---

ID 483

**Obstetric Outcomes After Excisional Treatment for CIN in Patients with Pre-Treatment Volumetric Estimation of Cervical and Cone Dimensions. Initial Data from Two Colposcopy Clinics from Central Greece.**

*George Valasoulis (Greece)*

---

ID 598

**Sonographically Atypical Ovarian Fibroma in Pregnancy: A Case Report and Review of the Adnexal Malignancy Risk Assessment During Gestation**

*Benedetta Pollano (Italy)*

---

ID 628

**Evaluation of Gynaecological Malignancies in Pregnant Patients at a Single Center: A Retrospective Analysis**

*Gözde Sahin (Türkiye)*

---

ID 674

**Fertility Preservation in Early-Stage Cervical Cancer: A Case Report of Conservative Treatment Using Radical Trachelectomy and Sentinel Lymph Node Mapping**

*Luiz Felipe Lessa Ortiz (Brazil)*

---

ID 707

**Dose-Dense Neoadjuvant Chemotherapy Followed Fertility-Sparing Surgery – Laparoscopic Pelvic Lymphadenectomy and Simple Trachelectomy**

*Helena Robová (Czech Republic)*

---

ID 913

**Evaluation of Decision Regret and Reproductive Concerns Following Fertility-Sparing Treatment in Adolescents and Young Adults with Atypical Endometrial Hyperplasia or Endometrial Cancer**

*Inge Peters (Italy)*

---

ID 1053

**Ultrasound Guided Surgical Excision of Primary and Recurrent Ovarian Borderline Serous Tumor in Young Patients with Preserving Fertility Potential**

*Piotr Sobiczewski (Poland)*

---

ID 1249

**OTO – IVM – Method of Urgent Assistance for Fertility Preservation in Patients with Tumours of the Reproductive Organs.**

*Olga Smirnova (Russia)*

---

ID 1294

**Psychosocial Impact of Infertility: Role of the Obstetrician-Gynecologist – a Study of 60 Cases**

*Karima Naceiri Mrabti (Morocco)*

---

ID 1390

**Optimizing Cryopreserved Ovarian Tissue Reimplantation with Autologous Platelet-Rich Plasma: The TESOVA Study**

*Irene Esposito (Italy)*

---

ID 1394

**Pregnancy and Advanced Cancer: Balancing Maternal and Foetal Health**

*Vignesh Durai (India)*

---

ID 1486

**Fertility-Sparing Strategies and Uterine Transposition: A Two-Year Institutional Program Experience in Women with Early-Onset Rectal Cancer**

*Gemma Mancebo Moreno (Spain)*

---

**ID 1507**

**A Case of Ipsilateral Recurrence of Mucinous Cystadenoma in An Adolescent Female with Progression to Mucinous Borderline Ovarian Tumor on the Third Occurrence**

*Catrizze Caballes Saab (Philippines)*

---

**ID 1508**

**Borderline Serous Tumours: Treatment Strategies and Their Impact on Fertility in Young Patients**

*Francisca Ferreira De Almeida (Portugal)*

---

**ID 1516**

**Conservative Management in Early-Stage Endometrial Cancer for Fertility Sparing: Experience from An ESGO Certified Center.**

*Dimitrios Zouzoulas (Greece)*

---

**ID 1539**

**Pregnancy Outcomes in Borderline Ovarian Tumour Patients Following Fertility-Preserving Surgery**

*Hafedh Abbassi (Tunisia)*

---

**ID 1613**

**Patient Awareness and Understanding of LLETZ-Related Preterm Birth Risk: Insights from a Patient Survey**

*Manamita Niphadkar (United Kingdom)*

---

**ID 1632**

**Recurrence of Serous BOT in Unexpected Pregnancy: Conservative and Definitive Treatment**

*Sami Kilzie (Italy)*

---

**ID 1657**

**Fertility Sparing Treatment of Adenocarcinoma in Situ and Early-Stage Low-Risk Cervical Cancer: Can We Give Women the Chance to Choose?**

*Valeria De Gobbi (Italy)*

---

**ID 1718**

**The Role of Completion Surgery After Menopause in Women with Borderline Ovarian Tumors Treated with Fertility Sparing Surgery – a Multicenter Retrospective Cohort Study**

*Gianluca Donatiello (Italy)*

---

## **05. Miscellaneous**

**ID 74**

**Colposcopy Vs. Vulvoscopy: Are They Equally Stressful? Exploring Patient Characteristics, Expectations, and Distress in the Colposcopy Unit – An Interim Analysis**

*Dominika Trojnarska (Poland)*

---

**ID 83**

**Assessing the Clinical, Laboratory and Imaging Characteristics of Women with Uterine Fibroid: A Cross-Sectional Study from Iran**

*Farah Farzaneh (Iran)*

---

**ID 97**

**Surgical Release of the Pudendal Nerve by Robotic Approach in 10 Steps**

*ENRIQUE Chacon (Spain)*

---

**ID 132**

**Thrombocytopenia During Chemotherapy in Patients with Gynecologic Cancer: A Retrospective Study**

*Yasunori Hashiguchi (Japan)*

---

**ID 226**

**Assessment of Nutrition and Well-Being Advice in Endometrial Cancer Tunisian Survivors Two Years After Treatment**

*Narjes Karmous (Tunisia)*

---

**ID 258**

**The Efficacy of Ultrasound-Guided Bilateral Rectus Sheath Block in Patients with Advanced Ovarian Cancer Undergoing Makuuchi Incision**

*Esra Keles (Türkiye)*

---

**ID 277**

**Video Compilation of the Use of Inexpensive Materials to Simplify Minimal Access Surgery in Gynecological Cancer**

*Zeeba Usofi (India)*

---

**ID 294**

**Implementation of the Enhanced Recovery After Surgery Protocol for Gynaecology and Gynae-Oncology Patients in a Tertiary Medical Center: A 3-Year Retrospective Audit**

*Cheryl Long (Singapore)*

---

**ID 302**

**Juvenile Papillomatosis of the Breast in a Pre-Pubertal Girl: A Case Report**

*Fatma Saadallah (Tunisia)*

---

**ID 379**

**Evaluation of Prehabilitation Targets in Gynaecological Oncology Patients at Diagnosis**

*Eshwarya J Kaur (India)*

---

**ID 457**

**Expert Gynecological Sonographer's Evaluation Can Costless Replace Pelvic MRI in Myometrial Invasion Detection in Endometrial Cancer: An Italian Center Experience**

*Eugenia Maria De Crescenzo (Italy)*

---

**ID 475**

**Pelvic Mass Clearance for Large Pelvic Mass Encasing Ureter and Iliac Vessels and Large Bowel – Technique**

*Sravanthi Nuthalapati (India)*

---

**ID 505**

**Reoperations in the Practice of a Gynecologic Oncology Department.**

*Maksim Pishchyk (Belarus)*

---

**ID 510**

**Capsular Contracture in the Modern Era of Combined Breast Cancer Treatment: A Multidisciplinary Perspective on Incidence and Risk Factors**

*Daria Ulrikh (Russia)*

---

**ID 535**

**Exploring the Prevalence of Endometriosis in Gynecological Cancer Patients: The ENGYNE Study**

*Flavia Pagano (Switzerland)*

---

**ID 555**

**Triple Negative Breast Cancer: About 41 Patients and Literature Review**

*Abir Khattabi (Morocco)*

---

**ID 565**

**Tubal Hydatiform Mole: 06 Cases Report and Literature Review**

*Abir Khattabi (Morocco)*

---

**ID 615**

**Defining Lifetime Risk Thresholds for Breast Cancer Surgical Prevention: A Cost-Effectiveness Analysis**

*Samuel Oxley (United Kingdom)*

---

**ID 749**

**Diagnostic Feasibility on the Use of Manual Vacuum Aspiration Combined with Hysteroscopic-Visualized Curettage Biopsy for Endometrial Biopsy of Endometrial Malignancies and Endometrial Hyperplasia**

*Atsushi Suzuki (Japan)*

---

**ID 781**

**Single-Port Access for Extraperitoneal Aorto-Cave Lymphadenectomy: How I Do It**

*Benedetta Guani (Switzerland)*

---

**ID 852**

**The Association Between Postmenopausal Spontaneous Pyometra and Gynecological Cancer – the Experience of a Tertiary Medical Center**

*Zvi Vaknin (Israel)*

---

**ID 884**

**Evaluating Korean Public Awareness of Clinical Trials: Contrasting Metropolitan and Non-Metropolitan Perspectives.**

*Hyunji Lim (South Korea)*

---

**ID 896**

**Total Laparoscopic Hysterectomy without Uterine Manipulator: 15 Years of Experience.**

*Dimitris Zygouris (Greece)*

---

**ID 915**

**Principles of Laparoscopic Nerve Sparing Technique in Gynecological Surgery, Evaluation of 290 Procedures**

*Andreas Kavallaris (Greece)*

---

**ID 969**

**Efficacy of Preoperative Hormone Therapy in Operable Hormone Receptor-Positive Breast Cancer: A Prospective Study from the Salah Azaiz Institute**

*Selma Kacem (Tunisia)*

---

**ID 1111**

**Exceptional Survival and Carcinomatous Recurrence in Mixed Papillary Adenocarcinoma of the Fallopian Tube: A Clinical Case Report**

*Olfa Jaidane (Tunisia)*

---

**ID 1159**

**Surgical De-Escalation Within Gynecologic Oncology**

*David Viveros-Carreño (Colombia)*

---

**ID 1176**

**Pelvic Exenteration: An Ultimate Option in Advanced Gynecologic Malignancies: A Single Center Experience**

*Helmut Plett (Germany)*

---

**ID 1201**

**Gynecologic Oncologic Surgery in Jehovah's Witness Patients: Experience of a Single Institution**

*Liliana Galli (Italy)*

---

**ID 1234**

**Non-Metastatic Breast Cancer Survival and Prognostic Factors during 2014 at the Salah Azaiez Institute**

*Olfa Jaidane (Tunisia)*

---

ID 1254

**Assessment of Body Image in Gynaecological Cancers Tunisian Survivors**

*Abdenmour Karmous (Tunisia)*

---

ID 1273

**Diagnostic Dilemma of Giant Uterine Fibroid: A Case Report and Literature Review**

*Tofan Widya Utami (Indonesia)*

---

ID 1280

**To Evaluate the Service Provided by the Gynaecology Oncology Team in the Management of Placenta Accreta in a Tertiary Level Hospital Over Five Years (2018-2022)**

*Pubudu Pathiraja (United Kingdom)*

---

ID 1282

**Intraoperative ICG-Fluorescence Imaging of Ureteral Defect: Case Report.**

*Olga Smirnova (Russia)*

---

ID 1355

**Oncologic Outcome of Vulvar Cancer Patients with Histologically Confirmed Groin Lymph Node Metastases After Inguinofemoral and Laparoscopic Pelvic Lymphadenectomy Followed by (Chemo-)Radiation -A Retrospective Monocentric Analysis.**

*Simone Marnitz (Germany)*

---

ID 1363

**Motivators and Barriers to Exercise Prescription in Gynaecologic Oncology: Preliminary Results from a European Network of Young Gynaecologic Oncologists (ENYGO) Cross-Sectional Study**

*Esra Bilir (Germany)*

---

ID 1368

**Title: Complications of Robotic Surgery in Gynaecological Oncology: A Retrospective Study at a Tertiary Cancer Centre**

*Usha Rani Surya Sireesha Madeti (India)*

---

ID 1374

**Indocyanine Green for Assessing Bowel Perfusion in Cytoreductive Surgery with Hyperthermic Intraperitoneal Chemotherapy**

*Rohit Kumar C (India)*

---

ID 1401

**Single-Port Robotic Surgery Feasibility in Gynecologic Oncology: Referral Center Experience**

*Gabriella Schivardi (Italy)*

---

ID 1404

**Laparoscopic Gastric Injury and Primary Repair in a Case with Multiple Previous Endometriosis Surgeries**

*Mustafa Albayrak (Türkiye)*

---

ID 1407

**Comparison of VNOTES and Laparoscopic Surgery in Patients with Ascites**

*Esra Keles (Türkiye)*

---

ID 1474

**Challenges in Surgical Randomized Controlled Trials (RCTS) in Gynaecologic Oncology: Insights from a European Network of Young Gynae Oncologists (ENYGO) Study**

*Esra Bilir (Germany)*

---

ID 1491

**Is Robotic Lymphadenectomy Safer, More Accurate and More Efficient When Compared to Laparoscopic Lymphadenectomy in Gynaecologic Oncology Surgery?**

*Amana Sharif (United Kingdom)*

---



**ID 1498**

**Comparison of Surgical Outcomes Following VNOTES and Laparoscopic Surgery in Super-Morbidly Obese Women**

*Esra Keles (Türkiye)*

---

**ID 1527**

**Financial Difficulties Among Gynecological Patients Cancer Prior to Anticancer Treatment**

*Olfa Jaidane (Tunisia)*

---

**ID 1533**

**The Role of AI Language Models as a Clinical Decision Support System (CDSS) or Consultation Service Platform (CSP) in Gynecologic Oncology: A Systematic Review of the Literature.**

*Andrea Rosati (Italy)*

---

**ID 1578**

**The Role of Coping Mechanisms in Mental Adjustment to Cancer: Insights from a Cross-Sectional Study**

*Olfa Jaidane (Tunisia)*

---

**ID 1586**

**Does Intrathecal Atropine Administration Affect Post-Operative Pain Management and PONV in Gynecological Oncological Surgery?**

*Emanuele Arturo Fera (Italy)*

---

**ID 1603**

**Robotic-Assisted Surgery for Complex Pelvic Masses: Differentiating Outcomes Between Endometrial and Ovarian Pathologies**

*Mohamed Abdelwanis Mohamed Abdelaziz (United Kingdom)*

---

**ID 1655**

**Colpotomy without the Use of Uterine Manipulator in Gynaecological Oncology – Intra-Facial Uterosacral Ligament Dissection.**

*Tabassum Aman (Ireland)*

---

**ID 1667**

**A Case of Peritoneal Tuberculosis Mimicking Advanced Ovarian Cancer**

*Freddy Arone (Peru)*

---

**ID 1682**

**Intraoperative Management of Obturator Nerve Injury During Pelvic Lymphadenectomy**

*Danielle Christmas (United Kingdom)*

---

**ID 1690**

**Krukenberg Tumours: Impact of Surgical Resection on Survival**

*Islam Hany Metwally (Egypt)*

---

**ID 1707**

**Minimally Invasive Ileocolic Resection for Deep Infiltrative Endometriosis**

*Farr Nezhat (United States)*

---

**ID 1711**

**Dilemma in Determining the Primary Origin: Individualised Approach to Sigmoid Colon Adenocarcinoma with Cervical and Distant Metastatic Spread**

*Archil Sharashenidze (Georgia)*

---

**ID 1714**

**LIVCAR: Left Sided Inferior Vena Cava: Incidence, Surgical Implications and Reconstruction of Image Through Augmented Reality**

*Arthur Heng-Cheng Hsu (United States)*

---

## 06. Ovarian cancer

ID 22

The Value of the Comprehensive-Complication-Index as a Descriptor of Postoperative Complications in Advanced Ovarian Cancer Surgery: A Single Center Retrospective Analysis  
*Tommaso Bianchi (Italy)*

---

ID 28

Relacorilant Plus Nab-Paclitaxel for Recurrent, Platinum-Resistant Ovarian Cancer: A Cost-Effectiveness Study  
*Zheng Niu (China)*

---

ID 53

The Role of Second-Look Surgery in Recurrent Ovarian Cancer Based on the Type of Relapse  
*Lilit Harutyunyan (Armenia)*

---

ID 61

Introducing the Nodal Cancer Index (NCI): A Novel Tool for Quantifying Lymphatic Spread in Ovarian Carcinomatosis  
*Pranjal Banthia (India)*

---

ID 62

Retrospective Analysis of Prognostic and Predictive Significance of Ki-67 and P53 in Treated Primary Advanced Epithelial Ovarian Cancer  
*Pranjal Banthia (India)*

---

ID 64

Serious Ovarian Cancer Metastasis to the Breast: A Case Report  
*Fatma Guidara (Tunisia)*

---

ID 65

Recurrent Serous Borderline Ovarian Tumor Presenting as a Rectal Tumor: A Case Report  
*Fatma Guidara (Tunisia)*

---

ID 70

Immature Teratoma Associated with Peritoneal Gliomatosis: A Case Report  
*Fatma Guidara (Tunisia)*

---

ID 90

Thyroid Cancer Arising from a Mature Cystic Teratoma  
*Pui Chin Liza Tay (Singapore)*

---

ID 141

Impact of the COVID-19 Pandemic on Ovarian Cancer Diagnosis, Treatment and Survival in a Swiss Tertiary Care Hospital  
*Franziska Siegenthaler (Switzerland)*

---

ID 149

Diagnostic Performance of the Fagotti Score Assessed on Diffusion-Weighted Magnetic Resonance Imaging for Predicting Tumor Resectability in Ovarian Cancer Patients  
*Selma Pia Zurbriggen (Switzerland)*

---

ID 150

Risk of Malignancy Index (RMI) as a Triage Tool in the Management of Women with Adnexal Masses Among Non-Gynaecological Medical Practitioners in Southern Nigeria: A Multicenter Study  
*Kenneth Toby Maduako (Nigeria)*

---

**ID 172**

**Postoperative Systemic Immune-Inflammatory Index (SII) as a Prognostic Factor in Epithelial Ovarian Cancer**

*Young Eun Chung (South Korea)*

---

**ID 207**

**How to Improve the Aftercare of Patients with Ovarian Cancer: Results of the National NOGGO-Monitor Study**

*Jalid Sehouli (Germany)*

---

**ID 224**

**Health-Related Quality of Life and Symptom Burden in Patients with Newly Diagnosed Advanced Ovarian Cancer – Baseline Patient-Reported Outcome Results from the 3<sup>rd</sup> Interim Analysis of the Non-Interventional SCOUT-1 Study (NOGGO Ov54, NCT04830709)**

*Matthias Rose (Germany)*

---

**ID 235**

**Bone Metastases in Late Recurrence of Adult Granulosa Cell Tumor of the Ovary**

*Gökçen Ege (Türkiye)*

---

**ID 236**

**Evaluating the Accuracy of Nutritional Screening in Gynaecologic Oncology Surgery: A Retrospective Audit of Dietetic Referrals in a UK Tertiary Care Hospital**

*Alexandros Laios (United Kingdom)*

---

**ID 239**

**The Efficacy of Secondary Cytoreductive Surgery and Chemotherapy in Platinum-Sensitive Relapse of Epithelial Ovarian Cancer in the PARPi And/OR Bevacizumab Era, a Retrospective Study**

*Antonino Ditto (Italy)*

---

**ID 243**

**CDK7 Inhibition by THZ1 Triggers Pyroptosis and Enhances Immune Response in Ovarian Cancer**

*Yin Jingjing (China)*

---

**ID 252**

**Clinical Management, Prognostic Factors and Oncologic Outcome of Primary Ovarian Leiomyosarcomas (OSAMA Study). a French Sarcoma Group Study**

*Domenico Ferraioli (France)*

---

**ID 261**

**PTEN Downregulation Inhibits Cell Proliferation and Induces Apoptosis in Ovarian Cancer Cells**

*Jin Woo Shin (South Korea)*

---

**ID 271**

**SOX4 Expression Predicts Prognosis of Serous Ovarian Cancer**

*Irena Conic (Serbia)*

---

**ID 282**

**Stimulated Emission Depletion Microscopy (STED) Indicate Rearrangements of Proteins Within Platelets from Ovarian Cancer Patients- Study of Platelets.**

*Alina Oliferuk (Sweden)*

---

**ID 286**

**Does the Origin of Ovarian Cancer Influence Outcomes?**

*Alexandros Laios (United Kingdom)*

---

**ID 313**

**Liver Resection in Cytoreductive Surgery for Ovarian Cancer: Case Report.**

*Belsy Urike Giraldez Salazar (Peru)*

---

ID 320

**LOX-PP Has Anti-Tumor Effect in Ovarian Cancer by Reducing Cell Proliferation and Invasiveness And/Or Improving Chemosensitivity**

*Joanna Patrycja Syrkis (Poland)*

---

ID 322

**Transvaginal Natural Orifice Transluminal Endoscopic Surgery 2 (VNOTES) for Early-Stage Ovarian Cancer and Borderline 3 Ovarian Tumors: A Case Series**

*James Nef (Switzerland)*

---

ID 329

**A Case Report of An Adult Granulosa Cell Tumor with Large Tumor Size and Massive Ascites**

*Marija Joksimovic (North Macedonia)*

---

ID 338

**Real-World Outcomes of FRa Targeting Treatment with Mirv in Chinese Proc Patients**

*Weiwei Feng (China)*

---

ID 352

**Stratified Chemotherapy Benefits in Ovarian Clear Cell Carcinoma: A SEER-Based Analysis of High-Risk Subgroups**

*Yin Jingjing (China)*

---

ID 363

**Incidental Detection and Management of Serous Tubal Intraepithelial Carcinoma: A 14-Years Retrospective Analysis from a Tertiary Referral Center**

*Francesca Filippi (Italy)*

---

ID 375

**Prevalence of Homologous Recombination Deficiency in Ovarian, Peritoneal, and Fallopian Tube Cancer in Middle East**

*Emad Shash (Egypt)*

---

ID 376

**Resection of An Isolated Abdominal Wall Metastasis 5 Years After Primary Endometrioid Carcinoma of the Ovary**

*Rachel Dominique Gueco Conti-Rafael (Philippines)*

---

ID 381

**Surufatinib Combined with Toripalimab for the Treatment of Recurrent Ovarian Clear Cell Carcinoma: Update of a Prospective Single Center, Single-Arm Phase II Clinical Trial**

*Huijuan Yang (China)*

---

ID 388

**Sacituzumab Govitecan in Platinum-Resistant Epithelial Ovarian Cancer in a Real-Life Clinical Setting**

*Isabel Prast (Austria)*

---

ID 390

**Laparoscopic Fertility Sparing Restaging for Ovarian Cancer**

*Khaled Mohamed Gaballa (Egypt)*

---

ID 397

**The "N-PLUS/NOGGO-Ov53/ENGOT-Ov62-STUDY" to De-Escalate Chemotherapy in Ovarian Cancer: Comparing 3 Vs. 6 Cycles of Platinum-Based Chemotherapy After Complete Tumor Resection Followed by Niraparib Maintenance in HRD+ High-Grade Advanced OC**

*Jalid Sehouli (Germany)*

---

**ID 400**

**Lack of Consensus on Treatment for Inoperable Advanced Stage Ovarian Cancer in the Netherlands – a Modified Delphi Study**

*G. M. Nieuwenhuyzen- De Boer (The Netherlands)*

---

**ID 416**

**Real-World Risk of MDS/AML and Other Secondary Primary Malignancies in Patients with Epithelial Ovarian Cancer Treated with Niraparib Maintenance Therapy: Final Results from a Regulatory Safety Study**

*Tirza Areli Calderón Boyle (United States)*

---

**ID 420**

**Primary Mucinous Ovarian Carcinoma: Insight Into Pattern of Infiltration and Its Oncological Impact**

*Eshwarya J Kaur (India)*

---

**ID 429**

**Developing and Validating Ultrasound-Based Machine Learning Models Incorporating Radiomics Features to Predict Risk of Malignancy and Lymph Node Dissemination in Patients with Adnexal Masses**

*Stefano Di Berardino (Italy)*

---

**ID 432**

**Serous Tubal Intraepithelial Carcinoma (STIC) – Survey on Current Clinical Practice in German-Speaking Countries Austria, Germany and Switzerland**

*Natalia Anna Palasz (Austria)*

---

**ID 437**

**Prognostic Role of Location and Type of Mutation of BRCA1/2 Genes in High-Grade Serous Ovarian Cancer Patients**

*Marina Momi (Italy)*

---

**ID 439**

**Results of Tumor Profiling Using Next-Generation Sequencing in the Real World Cohorts of Patients with Platinum-Resistant and Platinum-Sensitive High-Grade Serous Ovarian Cancer**

*Marketa Bednarikova (Czech Republic)*

---

**ID 440**

**Understanding Ovarian Cancer: Lessons Learned from Cells, Apps and Patients**

*Aideen Mccabe (Ireland)*

---

**ID 443**

**Primary Cytoreductive Surgery Versus Neoadjuvant Chemotherapy Followed by Surgery in Patients with Advanced Primary Epithelial Ovarian Cancer in Low Resources Setting: A Randomized Clinical Trial**

*Aly Hussein Aly (Egypt)*

---

**ID 472**

**Borderline Tumor of the Ovary: from Diagnosis to Treatment.**

*Amani Abdeljabbar (Tunisia)*

---

**ID 476**

**Cholesterol (C27H46O) in High-Fat Diet Identified by Metabolomics Promote the Cell Proliferation of Ovarian Cancer Via Akt/MTOR Signaling Pathway**

*Hitomi Sakaguchi-Mukaida (Japan)*

---

**ID 482**

**Patient-Derived Ovarian Cancer Organoids from Malignant Ascites as Predictive Models for Personalized Therapeutic Response**

*Vendula Pospichalova (Czech Republic)*

---

ID 486

**The Relationship Between Surgical Procedure or Surgical Completion of Initial Treatment and Their Prognosis in Stage ? Ovarian Cancer: A Multicenter Retrospective Study**

*Kotaro Sueoka (Japan)*

---

ID 487

**Small Bowel Preserving Strategies During Cytoreductive Surgery – TECHNIQUE**

*Sravanthi Nuthalapati (India)*

---

ID 493

**Examining the Effect of BCAM-AKT2 Chimeric Protein in Epithelial Ovarian Carcinoma Cells on Gene Expressions**

*Ilan Bruchim (Israel)*

---

ID 494

**Dual Targeting of PD-1 and IGF1R: Enhancing Anti-Tumor Responses in Epithelial Ovarian Cancer**

*Ilan Bruchim (Israel)*

---

ID 503

**Therapeutic Resistance in Synchronous Endometrioid Carcinomas: A Case Report with a Pathogenic Germline Mutation in PMS2.**

*Igor Aluloski (North Macedonia)*

---

ID 529

**Alteration of Vaginal and Tissue Microbiota in Ovarian Cancer Patients: Metagenomic Analysis of Vaginal and Tissue Samples**

*Ons Mrad (Tunisia)*

---

ID 548

**Ultrasound Features of Mesonephric-Like Adenocarcinoma of the Ovary (MLA-O): A Single-Center Retrospective Analysis**

*Elena Teodorico (Italy)*

---

ID 550

**Surgical Management of Local Recurrence in High-Grade Serous Adenocarcinoma: A Case Report**

*Romir Kadriu (North Macedonia)*

---

ID 569

**Borderline Ovarian Tumors: Diagnostic and Therapeutic Challenges in a Series of 18 Cases**

*Kawtar Laaouini (Morocco)*

---

ID 575

**Correlation Between BRCA Mutations and FIGO Stage of High Grade Serous Ovarian Cancer in West Sumatra Indonesia**

*Syamel Muhammad (Indonesia)*

---

ID 585

**Malignant Struma Ovarii: A Series Case Report**

*Heloise Serafin Bonetti (Brazil)*

---

ID 586

**Bevacizumab with Doxorubicin for Platinum-Resistant Ovarian Cancer: Clinical Outcomes from Real-World Data**

*Gil Zeevi (Israel)*

---

ID 592

**Haematological Toxicity of PARP-Inhibitors in Advanced Ovarian Cancer: A Systematic Review and Meta-Analysis**

*Mauro Francesco Pio Maiorano (Italy)*

---

**ID 595**

**Prognostic Impact of Neutrophil-To-Lymphocyte Ratio and Platelet-To-Lymphocyte Ratio in Advanced-Stage Ovarian Cancer**

*Bernard Najib (France)*

---

**ID 607**

**Development and Validation of a Deep Learning-Based Automated Segmentation Model of Adnexal Lesions from Routinely Acquired Ultrasound Images**

*Luigi De Vitis (United States)*

---

**ID 626**

**Co-Targeting Hallmarks of Cancer for Therapeutic Benefit in Ovarian Cancer: A Systematic Review**

*Valentina Iacobelli (Italy)*

---

**ID 632**

**Pressurized IntraPeritoneal Aerosol Chemotherapy (PIPAC) in the Treatment of Platinum-Resistant Ovarian Cancer**

*Pierandrea De Iaco (Italy)*

---

**ID 634**

**The Impact of Flow Cytometry on the Survival of Patients After Surgical Treatment of Borderline Ovarian Tumors.**

*Andrej Cokan (Slovenia)*

---

**ID 638**

**Metabolic Reprogramming Associated With Myxoma Virus Infection in Ovarian Cancer Cell Lines**

*Katarzyna Kujawa (Poland)*

---

**ID 640**

**Risk Factors for Anastomotic Leakage After Ovarian Cancer Cytoreduction Surgery**

*Murat Api (Türkiye)*

---

**ID 643**

**KELIM Score as a Predictive and Prognostic Marker of Platinum Sensitivity in Locally Advanced Epithelial Ovarian Cancer: Egyptian Cancer Center Experience.**

*Omnia Mohamed Korani (Egypt)*

---

**ID 644**

**Incidence and Predictors of Acute Kidney Injury Following Advanced Ovarian Cancer Cytoreduction at a Tertiary UK Centre: An Exploratory Analysis and Insights from Explainable Artificial Intelligence**

*Alexandros Laios (United Kingdom)*

---

**ID 647**

**Establishment of a Chick Chorioallantoic Membrane (CAM) Assay-Based Patient-Derived 3D In-Vivo Tumor Model for Pre-Clinical Testing of Novel Therapeutic Approaches in Ovarian Cancer**

*Anna Sophie Hartel (Germany)*

---

**ID 659**

**Is YouTube™ a Reliable Source of Information for the Current Use of HIPEC in the Treatment of Ovarian Cancer?**

*Francesco Mezzapesa (Italy)*

---

**ID 662**

**Frailty Assessment Prior to Surgery in Ovarian Cancer Patients Older Than 80 Years of Age**

*Jakub Szpiech (Poland)*

---

**ID 663**

**The Importance of a Next-Generation Sequencing (NGS) for Hereditary Breast and Ovarian Cancer Syndrome (HBOS): Belarusian Experience**

*Hanna Trukhan (Belarus)*

---

**ID 666**

**Fanconi Anemia as a Result Next-Generation Sequencing of Ovarian Cancer**

*Hanna Trukhan (Belarus)*

---

**ID 673**

**Thromboembolic Events During Neoadjuvant Chemotherapy in Patients with Advanced Epithelial Ovarian Cancer: A Retrospective Analysis in a Tertiary Referral Center.**

*Gabriella Schivardi (Italy)*

---

**ID 679**

**The Peritoneal Carcinomatosis Index as a Prognostic Tool for Outcome During Interval Debulking Surgery in Advanced Ovarian Cancer: 3 Years of Clinical Experience**

*Friederike Luise Rawert (Germany)*

---

**ID 681**

**Double Threat: Concurrent BRCA1 and VHL Mutations in a Patient with Ovarian Cancer**

*Hanna Trukhan (Belarus)*

---

**ID 695**

**Gastric Wall Involvement in Patients with Advanced Ovarian Cancer: Incidence, Surgical Management, and Morbidity**

*Sofia Bigardi (Italy)*

---

**ID 697**

**REACT: Bowel REcovery After CyToreductive Surgery for Advanced Ovarian Cancer**

*Virginia Vargiu (Italy)*

---

**ID 717**

**First-Line Niraparib Maintenance Monotherapy for Women with Newly Diagnosed Advanced-Stage Homologous Recombination-Proficient High-Grade Epithelial Ovarian Cancer**

*Clare Donaldson (United Kingdom)*

---

**ID 718**

**Borderline Seromucinous Tumors of the Ovary: Experience of the CHU HASSAN 2 of Fez and Review of the Literature**

*Zainab Benaboud (Morocco)*

---

**ID 720**

**Brenner'S Tumors: An Update**

*Zainab Benaboud (Morocco)*

---

**ID 726**

**Association of Diffusion Weighted MRI Metrics and TP53 Mutations in Women with High Grade Serous Ovarian Cancer: Preliminary Results of An Observational Study**

*Nikolaos Thomakos (Greece)*

---

**ID 727**

**Assessing the Influence of Chemotherapy Response Grade on Time Until Disease Progression Under Poly(ADP-Ribose) Polymerase Inhibitors: A Multicenter Analysis**

*Margarida Lagarto (Portugal)*

---

**ID 728**

**Enhancing Digital PCR Technology for the Discovery and Detection of Key Gene Variants with Clinical Application Potential**

*Jiri Bouda (Czech Republic)*

---



**ID 730**

**The Impact of BRCA Status on the Efficacy of Paclitaxel Monotherapy in Recurrent Ovarian Cancer**

*Adriana Ionelia Apostol (Italy)*

---

**ID 731**

**Niraparib Maintenance Therapy in Patients Aged 75 Years and Older with Primary Ovarian Cancer: A Real-Life Observational Study**

*Adriana Ionelia Apostol (Italy)*

---

**ID 733**

**Ensuring Fairness: Data Curation and Quality Control Strategies for Artificial Intelligence in Ultrasound**

*Luigi Antonio De Vitis (United States)*

---

**ID 744**

**Management of High-Grade Ovarian Adenocarcinoma in An Intraperitoneal Pelvic Renal Transplant Recipient.**

*Hadi Erfani (United States)*

---

**ID 761**

**Impact of Surgical Complications on Quality of Life in Ovarian Cancer Patients Treated with Open Surgery: A Comparative Study Using FACT-O and EORTC QLQ-C30 Scales**

*Merve Konal (Türkiye)*

---

**ID 772**

**Mesorectal Involvement in Advanced Ovarian Cancer Patients Undergoing Posterior Pelvic Exenteration: Prognostic Role and Clinical Considerations.**

*Domenico Ferraioli (France)*

---

**ID 773**

**Systematic Ileostomy to Avoid Anastomotic Leakage After Posterior Exenteration for Advanced Stage Ovarian Cancer? Retrospective Cohort Analysis.**

*Domenico Ferraioli (France)*

---

**ID 782**

**Significance of Somatic Variability in TP53 and KRAS for Prediction of Platinum Sensitivity and Prognosis in Epithelial Ovarian Carcinoma Patients**

*Martin Hrudá (Czech Republic)*

---

**ID 783**

**Human Papillomavirus DNA Detection in Human Tissues from Patients with High-Grade Primary Ovarian Carcinomas and Its Correlation with the Histological Type of Malignant Ovarian Neoplasms**

*Emmanouela Alikí Almpéri (Greece)*

---

**ID 785**

**Clinical and Pathological and Therapeutic Characteristics of Epithelial Ovarian Cancer: Descriptive Study of 182 Patients**

*Ines Zemni (Tunisia)*

---

**ID 795**

**Terminal T-Cell Exhaustion Is a Prognostic Biomarker of Clinical Outcome in Homologous Recombination Deficient Ovarian Cancer.**

*Mathilde Del (France)*

---

**ID 801**

**Endometriosis Evolving to High-Grade Serous Ovarian Cancer – a Case Report and Literature Review**

*Jana Schunkert (Germany)*

---

ID 808

**Enhanced Recovery After Cytoreductive Surgery in Ovarian Cancer Patients Undergoing Splenectomy: Can These Patients Be Safely Included in the ERAS Program? (ERASPLEEN Study)**

*Nicolò Bizzarri (Italy)*

---

ID 812

**Mixed Neuroendocrine, Squamous-Cell and Endometrioid Carcinoma of the Ovary: A Very Rare Case**

*Bogdan Andreas Schaas (Germany)*

---

ID 819

**A Multivariable Prognostic Analysis for Survival Outcomes in Women with Epithelial Ovarian Cancer – a North Indian Single Centre Study.**

*Amrita Gaurav (India)*

---

ID 820

**Impact of the COVID-19 Pandemic on Ovarian Cancer Diagnosis, Treatment, and Outcomes: A Systematic Review and Meta-Analysis**

*Francisco Jose Candido Dos Reis (Brazil)*

---

ID 822

**Ovarian Cancer and Severe COVID-19 Outcomes: A Matched Case-Control Study**

*Francisco Jose Candido Dos Reis (Brazil)*

---

ID 829

**MELISA Trial: Sentinel Lymph Node in Early-Stage Ovarian Cancer. a Prospective Clinical Trial**

*Núria Carreras-Dieguez (Spain)*

---

ID 837

**Evaluation of Differential Gene Expression in High-Grade Serous Ovarian Cancer Cell Lines with Resistance to PARP Inhibitors**

*JUAN Felipe Diaz Acosta (Colombia)*

---

ID 841

**Oncological Outcomes of Primary Advanced Ovarian Cancer Women on PARPi Maintenance Therapy, with Unresectable Disease: A Single Center Experience**

*Serena Cappuccio (Italy)*

---

ID 866

**Time to Second Progression of Bevacizumab Versus PARP Inhibitors as Maintenance Therapy After First-Line Platinum-Based Chemotherapy for Homologous Recombination Proficient, Advanced High-Grade Ovarian Cancer Patients: A Retrospective Study.**

*Alessandra Giustozzi (Italy)*

---

ID 893

**Effectiveness of Ovarian Cancer Treatment Through Fatty Acid Synthase Inhibition of Honokiol**

*Youngbok Ko (South Korea)*

---

ID 924

**Association of Niraparib with Acute Kidney Injury in Patients with Ovarian Cancer**

*Rowan Elizabeth Miller (United Kingdom)*

---

ID 925

**Clinical Characteristics of Adolescents and Young Adults with Newly Diagnosed Epithelial Ovarian, Tubal or Peritoneal Cancer and the Provision of Age-Specific Care – a Retrospective Cohort Study**

*Inge Peters (Italy)*

---

ID 944

**Laparoscopic Versus Open Surgery for Advanced Stage Ovarian Cancer: A Ten-Year Data Analysis**

*Kheyal Azam Khalil (Pakistan)*

---

**ID 960**

**The Role of the Ovary Care Nurse in the Management of Advanced Ovarian Cancer Patients Undergoing Neoadjuvant Chemotherapy**

*Mariachiara Sansalone (Italy)*

---

**ID 963**

**Clinicopathological Characteristics and Survival Trends in Rare Low-Grade Serous Ovarian Cancer: A Retrospective Analysis**

*Pranidha Shree C a (India)*

---

**ID 971**

**Minimally Invasive Interval Debulking Surgery in Advanced Ovarian Cancer: A Real-Life PICture of PATientS' SelectiOn: The PICASSO Study.**

*Carmine Conte (Italy)*

---

**ID 981**

**Incidence and Predictors of Venous Thromboembolism in Patients with Advanced High Grade Serous Ovarian Cancer: A Retrospective Cohort Study**

*Michela Gaiano (Italy)*

---

**ID 999**

**High Efficiency of a Folate Receptor Alpha Targeted Photodynamic Therapy on Epithelial Ovarian Cancer Patient-Derived Tumor Organoids Resistant to PARPi**

*Margaux Merlier (France)*

---

**ID 1009**

**Equivalent Migration from Cervix and Utero-Ovarian Ligament for Pelvic SLN Detection: A Proof of Concept**

*Pablo Padilla-Iserte (Spain)*

---

**ID 1011**

**Systemic Immune Inflammation Index: An Actionable Tool for Early Detection of the Relapse During Maintenance with PARPi in Ovarian Cancer Patients**

*Elisa Piovano (Italy)*

---

**ID 1022**

**The Prognostic Role of Kelim in Recurrent Ovarian CAncer: from CA 125 Kinetics to Survival Data (KOALA Study).**

*Carmine Conte (Italy)*

---

**ID 1024**

**Borderline Ovarian Tumors: A Fertility – Sparing and Preservation Management Algorithm.**

*Maria Bardi (Italy)*

---

**ID 1025**

**Ovarian Serous Carcinoma in Synthetic Mesh: Rare Case of Abdominal Wall Reconstruction with a Acellular Dermal Matrix After Massive Resection Due to Ovarian Neoplastic Invasion**

*PARWANA Zaka (France)*

---

**ID 1035**

**Impact of Surgical Complexity on Clinical Outcomes in Secondary Cytoreductive Surgery for Recurrent Ovarian Cancer: A Tertiary Center Study**

*Esha R Shanbhag (India)*

---

**ID 1041**

**SUROVA PCI: Imaging Peritoneal Cancer Index Vs Surgical Peritoneal Cancer Index in Advanced Ovarian Cancer**

*Nabil Manzour (Spain)*

---

**ID 1042**

**Simulation Model of the Potential Impact of Prophylactic Salpingectomy in Non-Gynecologic Procedures**

*Heidrun Sagmeister (Austria)*

---

**ID 1047**

**Prophylactic Salpingectomy for the Prevention of Ovarian Cancer: An Update on FIGO Member Societies Recommendations in 2024**

*Heidrun Sagmeister (Austria)*

---

**ID 1049**

**The Role of ATP7A Transporter as a Biomarker for Predicting Chemoresistance in High Grade Serous Ovarian Cancer**

*David Lukanovic (Slovenia)*

---

**ID 1063**

**Sex Cord Stromal Tumors of the Ovary: A Retrospective Analysis of the Clinicopathological Behaviour, Treatment and Survival Patterns in a Regional Cancer Centre.**

*ASHA Rani (India)*

---

**ID 1065**

**Prognostic Value of IDO1 in High-Grade Serous Carcinoma: Implications for Ovarian Cancer Treatment**

*Nadia Boujelbene (Tunisia)*

---

**ID 1072**

**Stromal-Immune Interactions Promote Immune Suppression in Intraperitoneal Metastasis of Ovarian Carcinoma.**

*Neta Solomon (Israel)*

---

**ID 1076**

**TARGET Study: Local Treatment During First-Line PARP Inhibitor Maintenance**

*Matteo Loverro (Italy)*

---

**ID 1102**

**Outcomes of Patients Treated with Hyperthermic Intraperitoneal Chemotherapy and Cytoreductive Surgery Compared to Surgery Alone in Epithelial Ovarian Cancer: A Systematic Review and Metanalysis**

*Myriam Jerbaka (Lebanon)*

---

**ID 1104**

**Development of NGS Cancer Panel-based Homologous Recombination Deficiency Test for High-Grade Serous Ovarian Carcinoma**

*Se Ik Kim (South Korea)*

---

**ID 1118**

**Evaluating Extended Neoadjuvant Chemotherapy in Advanced Ovarian Cancer: A 20-Year Experience from a Tertiary Referral Center.**

*Lucia Genovesi (Italy)*

---

**ID 1119**

**Predictive Factors of Early Relapse After Cytoreductive Surgery Performed After 6 Cycles of Chemotherapy in Ovarian Cancer**

*Tom Roynard (France)*

---

**ID 1127**

**Prediction of Homologous Recombination Deficiency (HRD) from H&E Whole Slide Images Using Attention-Based Multiple Instance Learning in Ovarian Cancer**

*Marica Vagni (Italy)*

---

**ID 1136**

**Robotic Secondary Cytoreduction for Single-Site Recurrent Ovarian Cancer: A Stepwise Approach to Splenectomy**

*Riccardo Oliva (Italy)*

---

**ID 1151**

**Spatial Analysis of Tumor Microenvironment Changes During Anti-VEGF Antibody / Anti-PD-L1 Antibody / PARP Inhibitor Therapies Using a Murine Tumor Model**

*AKIHIKO Ueda (Japan)*

---

**ID 1167**

**Performance of Machine Learning Models in the Classification of Ultrasound Detected Adnexal Lesions**

*Timothy L. Kline (United States)*

---

**ID 1168**

**Expression and Prognostic Role of PD-L1 in Ovarian Cancer**

*Bojana Gutic (Serbia)*

---

**ID 1175**

**From Tumors to Genetic Syndromes Through HRD and Other HRR Genes in Ovarian Cancers**

*Elena Olearo (Italy)*

---

**ID 1185**

**Hyperthermic Intraperitoneal Chemotherapy (HIPEC) at Interval Cytoreductive Surgery for Advanced Ovarian Cancer: Perioperative Outcomes of Different Administration Techniques**

*Valentina Ghirardi (Italy)*

---

**ID 1190**

**Secondary Debulking Followed by Localised Radiotherapy in Patients with Oligometastatic Recurrent Ovarian Cancer – a Case Series of Two International Cancer Centres**

*Ruth Stefanie Eller (Switzerland)*

---

**ID 1193**

**Fertility Sparing Surgery in Patients with Early Stage Epithelial Ovarian Cancer: A Systematic Review**

*Lamprini Basmpana (Greece)*

---

**ID 1205**

**From Genes to Outcomes: The Indian Perspective on Germline Mutations in Ovarian Cancer and the Promise of Cascade Testing (GO – IMPACT STUDY)**

*Carolin Solomi (India)*

---

**ID 1207**

**Laparoscopic Secondary Cytoreduction Ovarian Cancer Relapse**

*Irene Pellicer Espinosa (Spain)*

---

**ID 1212**

**Genomic Landscape in Endometriosis Associated Ovarian Cancer.**

*Itziar Villagrà (Spain)*

---

**ID 1214**

**A Study on Cases Undergoing HRD Testing for Ovarian, Fallopian Tube and Peritoneal Cancer at Our Institution**

*Momoe Watanabe (Japan)*

---

**ID 1216**

**Trends in the Surgical Treatment of Advanced Epithelial Ovarian Cancer: A 10-Year Perspective from a Referral Center.**

*Lucia Ribero (Italy)*

---

ID 1222

**Prevalence of BRCA1/2 in An Ovarian Cancer Cohort: Outcomes from a Nationwide Testing Program**

*Ciara Mcnevin (Ireland)*

---

ID 1224

**Ovarian Cancer Diagnosed with Neurological Findings: An Uncommon Case Report**

*Hasan Volkan Ege (Türkiye)*

---

ID 1235

**Comparison of Two 3D Culture Methods: Potential Models to Study Cancer Stem Cell Behavior**

**in HGSOc Patient Derived Cells and in Vitro Cell Lines**

*Irem Durmaz Sahin (Türkiye)*

---

ID 1245

**Follow Up of Borderline Ovarian Tumours Following Fertility Sparing and Non-Fertility Sparing Surgery**

*Nicholas Phaedrig Charles Anson (United Kingdom)*

---

ID 1248

**An Exploration of Treatments for Platinum-Ineligible Ovarian Cancer: Analysis of the Adelphi Real World Disease Specific Programme (DSP™)**

*Toon Van Gorp (Belgium)*

---

ID 1263

**Compatibility of Intraoperative Frozen Section with Final Histopathological Report in a Tertiary University Hospital**

*Hasan Volkan Ege (Türkiye)*

---

ID 1266

**Serous-Borderline Ovarian Tumors with Micropapillary Pattern Variants with Microinvasion Mimicking Advanced Stage Ovarian Carcinoma: A Rare Case Report**

*Tofan Widya Utami (Indonesia)*

---

ID 1268

**Ovarian Sertoli-Leydig Cell Tumor in Adolescence: Case Report and Therapeutic Considerations**

*Imen Hamra (Tunisia)*

---

ID 1276

**Detailed Analysis of the Impact of Bowel Resections During Maximum-Effort Primary Debulking Surgery on Short-Term Morbidity and Long-Term Outcome in Advanced Ovarian Cancer Patients**

*Davit Bokhua (Germany)*

---

ID 1279

**Letrozole, An Old Drug – as Maintenance Therapy in High-Grade Serous Ovarian Cancer**

*Pragnia Poloju (India)*

---

ID 1284

**A Rare Case of Advanced Ovarian Cancer Presenting with Atypical Inguinal Lymphadenopathy**

*Erica Zollino (Italy)*

---

ID 1298

**Comprehensive Genomic Profiling (CGP) in Epithelial Ovarian Cancer: Biomarker Prevalence Across Different Histotypes**

*Lucia Musacchio (Italy)*

---

ID 1299

**The Crosstalk Between Omental-Derived Adipose Stem Cells (O-ASC) and Ovarian Cancer Cells**

*Alexander Jorge Cortez (Poland)*

---

**ID 1302**

**Effect of Hyperthermic Intraperitoneal Chemotherapy on the Risk of Anastomotic Leakage: A Systematic Review and Meta-Analysis**

*Yanan Lu (China)*

---

**ID 1311**

**Retrocaval and Celiac Trunk Localization of High-Grade Serous Ovarian Cancer (HGSOC)**

*Erica Trimarchi (Italy)*

---

**ID 1318**

**Cytoreductive Surgery and HIPEC of Advanced Ovarian Cancer: Intra and Postoperative Outcomes**

*Ilker Cakir (Türkiye)*

---

**ID 1318**

**Cytoreductive Surgery and HIPEC of Advanced Ovarian Cancer: Intra and Postoperative Outcomes**

*Ilker Cakir (Türkiye)*

---

**ID 1328**

**Retroperitoneal Angiolipoleimyoma Laparoscopic Approach**

*Nasuh Utku Dogan (Türkiye)*

---

**ID 1330**

**The Importance of Tubal Immunocytochemistry in Diagnosing Ovarian Carcinoma**

*Sofia Lekka (Greece)*

---

**ID 1350**

**Influence of Age on Treatment and Prognosis of Ovarian Cancer**

*Ester Miralpeix Rovira (Spain)*

---

**ID 1351**

**Wire Localisation in Recurrent Ovarian Cancer Surgery: Case Series**

*Aisling Mcdonnell (Ireland)*

---

**ID 1361**

**Secondary Cytoreductive Surgery: Experience in a Tertiary Cancer Centre in India**

*REKHA Bangalore Raghavendrchar (India)*

---

**ID 1362**

**Surgical Treatment of Advanced Ovarian Cancer: Experience from a Brazilian Cancer Center (Barretos Cancer Hospital) in 2023**

*Ana Carla Franco Ubinha (Brazil)*

---

**ID 1364**

**Machine Learning Model for Prediction of Venous Thromboembolism in Ovarian Cancer**

*Sonya Bar Adon (Israel)*

---

**ID 1376**

**Prognostic Factors in Adult Granulosa Cell Tumours of the Ovary and Long Term Follow-Up. (The Norwegian Radium Hospital Experience 1971–2024)**

*Mahmut Bilal Sert (Norway)*

---

**ID 1396**

**Plasma and Tumor Levels of Leucine-Rich Repeats and Immunoglobulin-Like Domains Protein 1 (LRIG1) Are Associated with Survival in Ovarian Carcinoma**

*Alexandra Lorenzzi (Sweden)*

---

**ID 1408**

**NOGGO Ov50 – GRACE Switching from a Phase IV Trial to a Qualitative Analysis: Rucaparib the Management of Ovarian Cancer**

*Jalid Sehouli (Germany)*

---

**ID 1409**

**Retroperitoneal Lymphadenectomy with Open Technique**

*Ilker Cakir (Türkiye)*

---

**ID 1409**

**Retroperitoneal Lymphadenectomy with Open Technique**

*Ilker Cakir (Türkiye)*

---

**ID 1411**

**GynePDX: A New Platform of Preclinical Models for Endometrial and Ovarian Cancers**

*Beatriz Villafranca-Magdalena (Spain)*

---

**ID 1412**

**Complete Resection After Interval Cytoreductive Surgery for Advanced Ovarian Cancer Subjected to Neoadjuvant Chemotherapy: A Systematic Review and Meta-Analysis of Diagnostic Test Accuracy.**

*Marco Bernardi (Italy)*

---

**ID 1415**

**Minimally Invasive Surgery in Early-Stage Ovarian Cancer: Recurrence Analysis**

*Camilla Certelli (Italy)*

---

**ID 1453**

**The Role of Chosen LncRNAs in Endometriosis-Associated Ovarian Cancer- a Preliminary Study**

*Katarzyna Kwas (Poland)*

---

**ID 1454**

**Evaluating Dose Intensification of Pressurised Intraperitoneal Aerosolised Chemotherapy in Recurrent Platinum-Resistant Ovarian Cancer with Peritoneal Involvement: A Single-Center Randomised Control Trial**

*Esha R Shanbhag (India)*

---

**ID 1456**

**Interval Cytoreductive Surgery and Heated Intraperitoneal Chemotherapy for Metastatic Ovarian Cancer: Report of a Single-Centre Experience**

*Maria Marks (United Kingdom)*

---

**ID 1457**

**Hyperthermic Intraperitoneal Chemotherapy (HIPEC) with a Closed CO2 Recirculation Device in Peritoneal Carcinomatosis from Advanced Epithelial Ovarian/Tubal Cancer after Interval Debulking Surgery (IDS): A Feasibility Single Center Study.**

*Francesco Legge (Italy)*

---

**ID 1492**

**Classification of Retrograde Hysterectomy (Hudson Procedure)**

*Stoyan Kostov (Bulgaria)*

---

**ID 1496**

**Interval Cytoreduction and Heated Intraperitoneal Chemotherapy in Metastatic Ovarian Cancer Perioperative Outcomes in Elderly Patients.**

*Maria Marks (United Kingdom)*

---

**ID 1500**

**Clinical Characteristics and Prognosis of Clear Cell Ovarian Carcinoma in a Hospital in Peru**

*MAGALY Mirtha Malca Tocas (Peru)*

---

**ID 1503**

**Treatment Strategies in Advanced Ovarian Cancer: Primary Cytoreductive Surgery and Adjuvant Chemotherapy Versus Neoadjuvant Chemotherapy and Interval Cytoreduction – a Single-Center Retrospective Observational Study from Romania**

*Adelina Silvana Gheorghe (Romania)*

---



**ID 1511**

**Inguinal Tumefaction: A Rare Presentation of Ovarian Carcinoma**

*Francisca Ferreira De Almeida (Portugal)*

---

**ID 1512**

**Sentinel Lymph Node Biopsy in Apparently Early – Stage Ovarian Cancer: A Series of 33 Cases**

*Anna Catozzo (Italy)*

---

**ID 1514**

**Cervical Injection as An Alternative to the Utero-Ovarian Ligament for Pelvic Sentinel Lymph Node Mapping in Early-Stage Ovarian Cancer**

*Iria Rey Ferreira (Spain)*

---

**ID 1523**

**Pitfalls of the Sentinel Lymph Node Technique in Early Ovarian Cancer: Use of ICG as a Single Tracer**

*Iria Rey Ferreira (Spain)*

---

**ID 1526**

**Obstetric and Oncology Outcomes Following Fertility-Sparing Surgery in Non-Epithelial Ovarian Cancer, Epithelial Ovarian Cancer and Borderline Ovarian Tumors: A Systematic Review and Meta-Analysis**

*Maria Kyrgiou (United Kingdom)*

---

**ID 1531**

**Bone Marrow FDG PET/CT Activity as a Prognostic Biomarker in High-Grade Serous Ovarian Cancer: Impact of BRCA Mutations and Systemic Inflammation**

*Navarro Anne-Sophie (France)*

---

**ID 1542**

**HELIOS Study: HEmatogenous Hepatic Metastasis and Liver Peritoneal Infiltration as Dual Pathways of Liver Parenchymal Infiltration in Ovarian Cancer: Segmental Anatomical Distribution, Surgical Challenges, and Survival Impact**

*Antonella De Palma (Italy)*

---

**ID 1544**

**The Role of Delayed Interval Debulking Surgery (DIDS) in the Surgical Treatment of Advanced Epithelial Ovarian Cancer.**

*Dimitrios Zouzoulas (Greece)*

---

**ID 1545**

**Clinical and Pathological Features, Prognosis, and Treatment Approaches in Granulosa Cell Tumors of the Ovary: A Tunisian Experience**

*Ekram Guerbej (Tunisia)*

---

**ID 1557**

**Recurrence Pattern of Early-Stage Ovarian Cancer: Risk Factors and Reasons for Upstaging**

*Marta Arnáez De La Cruz (Spain)*

---

**ID 1558**

**Clinical Determinants for Isolated Lymphatic Spread in Apparent Early Stage Ovarian Cancer: Understanding FIGO IIIA1 Disease**

*Flurina A. M. Saner (Switzerland)*

---

**ID 1568**

**Epidemiological, Pathological, and Prognostic Factors of Borderline Ovarian Tumors: A Retrospective Study in a Tunisian Center**

*Ekram Guerbej (Tunisia)*

---

**ID 1569**

**Ultra-Radical Surgeries in Ovarian Cancer – Singe Center Experience**

*Krzysztof Nowosielski (Poland)*

---

**ID 1572**

**Survival Analysis and Comparison Between Routine and Selective Lymphadenectomy During Optimally Debulked Interval Cytoreductive Surgery in Women with Advanced Stage Carcinoma Ovary Post Neoadjuvant Chemotherapy- a Randomized Control Pilot Study**

*SANDIPAN Chowdhuri (India)*

---

**ID 1577**

**Granulosa Cell Tumors of the Ovary: Diagnostic and Treatment Difficulties.**

*Amani Abdeljabbar (Tunisia)*

---

**ID 1579**

**Use of Neoadjuvant Therapy in Surgery for Recurrent Ovarian Cancer**

*Pablo Padilla-Iserte (Spain)*

---

**ID 1580**

**Association of KELIM Score and Böhm's Chemotherapy Response Score with Disease-Free Survival in Patients with Advanced Ovarian Cancer**

*Marina Rosanu (Italy)*

---

**ID 1585**

**The Role of Diagnostic Laparoscopy in Recurrent Ovarian Cancer**

*Giulio Sozzi (Italy)*

---

**ID 1588**

**Targeted Photodynamic Therapy Using a Vectorized Photosensitizer Coupled to Folic Acid Analog Induces Ovarian Tumor Cell Death and Inhibits IL-6-Mediated Inflammation**

*Margaux Merlier (France)*

---

**ID 1589**

**Risk Factors of Disease-Free Survival and Overall Survival in Advanced Ovarian Cancer**

*Santiago Domingo Del Pozo (Spain)*

---

**ID 1592**

**Comparison of the Performance of RMI, ORADS US, ORADS MRI, and IOTA Scores in Predicting Malignancy of Adnexal Masses in Postmenopausal Women**

*Salma Bouguerra (Tunisia)*

---

**ID 1598**

**KELIM as a Marker of Chemosensitivity in Patients with Advanced Ovarian Cancer After Neoadjuvant Chemotherapy.**

*Marcin Adam Zebalski (Poland)*

---

**ID 1600**

**Influence of Surgical Complexity in Advanced Ovarian Cancer from a Multivariate Approach**

*Santiago Domingo Del Pozo (Spain)*

---

**ID 1618**

**Ovarian Mesonephric-Like Adenocarcinoma: A Case Report and Review of the Literature**

*Francesco Sgalambro (Italy)*

---

**ID 1626**

**Challenging Management of Ovarian Yolk Sac Tumor in a Young Woman: A Case-Based Insight Into Advanced Therapeutic Strategies**

*Purificación Regueiro Espín (Spain)*

---

**ID 1627**

**Minimally Invasive Surgery Reduces Inflammatory Response and Postoperative Complications in Advanced Ovarian Cancer: A Case-Control Study from the ULTRA-LAP Trial.**

*Orazio De Tommasi (Italy)*

---

**ID 1645**

**Histopathological Analysis of High Grade Serous Ovarian Cancer (HGSOC) Using Artificial Intelligence Quantified Tumour Stroma Proportion (TSP)**

*Jessica Hui Cheah Lim (United Kingdom)*

---

**ID 1649**

**Management of a Patient with Ovarian Cancer Carried of the BRCA2 P.R3052Q Variant: from Tissue to Liquid Biopsy to Clarify the Molecular Status of the Patient**

*Jessica Evangelista (Italy)*

---

**ID 1653**

**Factors Associated with Disease-Free Interval and Overall Survival in Apparently Early Ovarian Cancer**

*Iria Rey Ferreira (Spain)*

---

**ID 1654**

**Mucinous Ovarian Carcinoma at the Hospital Materno Infantil De Las Palmas**

*Beatriz Navarro Santana (Spain)*

---

**ID 1661**

**Complications Associated with the Surgical Approach in Apparent Early-Stage Ovarian Cancer**

*Iria Rey Ferreira (Spain)*

---

**ID 1675**

**Real-Life Outcomes of First Line Maintenance Treatment with Bevacizumab or Niraparib in High-Risk, BRCA Wild-Type, HRD Negative Ovarian Cancer Patients.**

*Roberta Massobrio (Italy)*

---

**ID 1685**

**Are We Facing a Paradigm Shift in the Treatment of Advanced Ovarian Cancer? Neoadjuvant Therapy Vs Primary Surgery**

*Jesús Guijarro Guedes (Spain)*

---

**ID 1687**

**MIRRORS – FROZEN (Pilot) a Pilot Randomised Controlled Trial (RCT) Comparing Open vs Robotic Surgery in the Management of Women with Complex Pelvic Adnexal Masses = 8cm.**

*Radwa Hablase (United Kingdom)*

---

**ID 1700**

**Hyperthermic Intraperitoneal Chemotherapy (HIPEC): After Interval Cytoreductive Surgery for Patients with Advanced-Stage Ovarian Cancer**

*Sara Torrejano (Portugal)*

---

**ID 1706**

**Initial Results of Ovarian Cancer Treatment during Pregnancy at Vietnam National Hospital of Obstetrics and Gynecology: A Case-Series**

*Hieu Tri Pham (Vietnam)*

---

## **07. Palliative care**

**ID 314**

**National Disparities in End-Of-Life Chemotherapy Practices for Ovarian Cancer Patients: A MITO42 Sub-Analysis**

*Marco Cerbone (Italy)*

---

ID 639

**Factors Predicting Intensive Care Admissions After Debulking Surgery for Ovarian Cancer: A Multinomial Logistic Regression Model**

*Murat Api (Türkiye)*

---

ID 803

**Knowledge and Attitudes of Gynecologic Cancer Patients on Palliative Care**

*Jimmy Billod (Philippines)*

---

## **08. Pathology**

ID 179

**Evaluation of P53 Protein Expression in Endometrial Carcinoma Using Immunohistochemistry: A Study from Vietnam**

*Thuan Minh Quang Tran (Vietnam)*

---

ID 680

**Concordance of Scarff-Bloom and Richardson Grade Between Microbiopsy and Resection Specimen**

*NIHED Riahi (Tunisia)*

---

ID 715

**Assessment of the Complementary Role of Cell Blocks Prepared from Residual SurePath Cytological Samples in Difficult SurePath Cervical Cytological Smears**

*Albert Jacob (India)*

---

ID 759

**Determining the Origin of Diagnostically Difficult Adenocarcinoma of the Female Genital Tract- a Case Series Based Review**

*Albert Jacob (India)*

---

ID 986

**Are We Asking Enough About ASC-H?**

*Maria Cheung (Ireland)*

---

ID 1218

**Breast Cancer in Young Women in Tunisia: Pathologic Features and Molecular Phenotype**

*Olfa Jaidane (Tunisia)*

---

ID 1445

**Comparative Analysis of Clinicopathological Features and Clinical Outcomes Between Microinvasive Carcinoma and Ductal Carcinoma in Situ**

*Ines Ben Safta (Tunisia)*

---

ID 1446

**Comparison of Microsatellite Instability Detection by Immunohistochemistry and Molecular Technique in Endometrial Cancer**

*Maria Cristina Petrella (Italy)*

---

ID 1460

**Identifying Predictors of Pathologic Complete Response in Neoadjuvant Breast Cancer Therapy**

*Ines Ben Safta (Tunisia)*

---

ID 1468

**Neoadjuvant Therapy Outcomes in HER2-Positive Breast Cancer**

*Ines Ben Safta (Tunisia)*

---

**ID 1478**

**Survival Prediction and Mortality Risk Stratification in Ovarian Cancer After NACT: PRGS Outperforms CRS Regression Scoring**

*Flurina A. M. Saner (Switzerland)*

---

**ID 1529**

**Primary Breast Tuberculosis: An Overview of Epidemiology, Pathophysiology, Diagnosis, and Management About 10 Cases**

*Majdouline Zemhari (Morocco)*

---

**ID 1622**

**A Rare Mesonephric Variant of Endometrial Cancer**

*Archil Sharashenidze (Georgia)*

---

**ID 1693**

**Pathological Characteristics and Chemotherapy Response in Triple-Positive Breast Cancer: A Tunisian Study**

*Nihed Riahi (Tunisia)*

---

## **09. Prevention of gynaecologic cancer**

**ID 76**

**Transformation Zone: An Innovative Fusion of Art and Medicine to Raise Awareness and Promote Cervical Cancer Prevention**

*Gil Zeevi (Israel)*

---

**ID 92**

**Human Papillomavirus (HPV) Infection During Pregnancy: Prevalence and Outcomes of Single Centre, Preliminary Results**

*Gizem Isik Solmaz (Türkiye)*

---

**ID 199**

**Patients' Perspectives on Opportunistic Salpingectomy at the Time of Non-Gynecological Surgery: A Qualitative Study**

*Jolijn Schauwaert (The Netherlands)*

---

**ID 228**

**Hormonal Intra-Uterine Device Use and the Risk for Ovarian Cancer Among BRCA1/2 Mutation Carriers: A Big Data Study**

*Yakir Segev (Israel)*

---

**ID 298**

**Surveillance of Cervical Intraepithelial Neoplasia Grade 2 with Dual P16/Ki-67 Immunocytochemistry Staining. Preliminary Results of the CIN2DIN Study.**

*Kimon Chatzistamatiou (Greece)*

---

**ID 310**

**Vitamin D Blocks the Progression of Cervical Intraepithelial Neoplasia Via VDR/MYC/MXD1**

*Ya Shi Xu (China)*

---

**ID 343**

**Role of Raman Spectroscopy in Cervical Cancer**

*Emanuele De Angelis (Italy)*

---

**ID 349**

**Women's Knowledge, Attitudes, and Intentions Concerning Human Papillomavirus Vaccination: A Survey of Gynaecology Outpatients in a Regional Public Hospital in Hong Kong**

*Pui Woo Angela Yam (Hong Kong SAR)*

---

ID 414

**Opportunistic Salpingectomy in Non-Gynecological Surgeries – a Pilot Study**

*Dana Josephy (Israel)*

---

ID 421

**Cervical Cancer Screening and Management in Country of Georgia**

*Gvantsa Kochiashvili (Georgia)*

---

ID 463

**Prevalence of Abnormal Cervical Cancer Screening Among Women Utilizing Contraception in Family Planning Unit, Siriraj Hospital**

*Chayanista Vichapatana (Thailand)*

---

ID 465

**Tunisian Women's Perception and Knowledge of Cervical Cancer Screening: Are We Aware Yet?**

*Amal Riahi (Tunisia)*

---

ID 466

**Hormonal Therapy in Endometriosis and Breast Cancer Risk: A Propensity Score-Matched Real-World Analysis**

*Caterina Gianni (Italy)*

---

ID 481

**Prevalence of Abnormal Cytology Results in Patients Attending the Colposcopy Clinic of the Naval Hospital of Athens. 3 Years' Experience.**

*Aikaterini Papakonstantinou (Greece)*

---

ID 574

**Hospital-Wide Engagement in Cervical Cancer Prevention: HPV Vaccination for Staff and Their Dependents at a Public Hospital in Singapore**

*Wenqian Grace Su (Singapore)*

---

ID 621

**Relationship Between HPV Genotype and Lesion Grade in Patients Undergoing Conservative Treatment for High-Grade Cervical Lesions: Preliminary Findings from the RECER (Regression of Severe Cervical Precancerous Lesions and Associated Risk Factors) Study**

*Daniel Brynda (Czech Republic)*

---

ID 676

**Inventory of Knowledge Gaps and Communication Requirements for Lifestyle in Oncology**

*Elisabeth Edwina Mariana Vrolijk (The Netherlands)*

---

ID 771

**Understanding Singaporean Women's Perception, Awareness and Practice Towards Cervical Cancer Prevention**

*Claudia Tong (Singapore)*

---

ID 873

**Pathology Results of Risk-Reducing Salpingo-Oophorectomy in BRCA1/2 Carriers and Long-Term Clinical Outcomes**

*Wisam Assaf (Israel)*

---

ID 894

**Comparative Outcomes of Excision and Active Surveillance for Cervical Intraepithelial Neoplasia 2 in Women Under 35**

*Jihyun Lee (South Korea)*

---

ID 937

**Preliminary Results of the Clinical Effectiveness of HPV Vaccination Against Cervical Cancer in Patients Attending the Outpatient Gynecological Clinic in the Navy Athens Hospital**

*Aikaterini Papakonstantinou (Greece)*

---

**ID 1003**

**Spontaneous Postpartum Remission Rate in Patients with High Grad Intraepithelia Lesion During Pregnancy**

*Nadja Dornhöfer (Germany)*

---

**ID 1045**

**Advances in Prevention, Screening, Treatment of Cervical Intraepithelial Neoplasia and AIS: Current Strategies and Challenges Along with Case Series Presentation**

*Somayyeh Noei Teymoordash (Iran)*

---

**ID 1055**

**Optimizing Strategies to Increase Cascade Genetic Testing Uptake: Insights from the IGNITE-TX Study**

*Maria Iniesta-Donate (United States)*

---

**ID 1084**

**Could APTIMA MRNA Assay Contribute to Predicting Cervical Bacterial Sexually Transmitted Co-Infections? a Pilot Study in a Colposcopy Population**

*George Valasoulis (Greece)*

---

**ID 1099**

**Initial Results from the National Pilot Project for HPV Primary Screening in North Macedonia**

*Goran Dimitrov (North Macedonia)*

---

**ID 1101**

**HPV and Cervicovaginal Bacterial Co-Infections in Women of Reproductive Age with Cervical Pre-Cancer.**

*George Valasoulis (Greece)*

---

**ID 1116**

**Knowledge Health Beliefs of Parent's Perspectives Towards HPV Vaccination: A Qualitative Study in Kuwait**

*Ahmad Abuzoor (United Kingdom)*

---

**ID 1120**

**A Pilot Study of Cost Effectiveness Family Segregation of Brca1 Germline Pathogenic Variants in the Brazilian National Health System (Sus): An Interim Analysis.**

*Vandré Cabral Gomes Carneiro (Brazil)*

---

**ID 1124**

**Assessment of Colposcopy Accuracy as Predictors of High-Grade Histology Outcomes in LLETZ: 12 Months Retrospective Analysis**

*Giulia Gremmo (United Kingdom)*

---

**ID 1125**

**Parental Knowledge and Health Beliefs of HPV Vaccination in Kuwait: A Cross-Sectional Descriptive Survey**

*Ahmad Abuzoor (United Kingdom)*

---

**ID 1173**

**Primary Vulvar Paget Disease: A Diagnostic and Therapeutic Challenge.**

*Elga Lopez Gonzalez (Spain)*

---

**ID 1181**

**Effectiveness of a Multi-Ingredient Coriolus-Versicolor-Based Vaginal Gel in Greek Women Infected with HPV16/18 and HPV16 Genotypes. a Sub-Analysis of PAPILOBS-GR Study.**

*Alexandros Daponte (Greece)*

---

**ID 1189**

**A Conservative Treatment of High-Grade HPV-Dependent Lesions Using a Coriolus Versicolor-Based Vaginal Gel: A Case Series.**

*Patricia Sanmartin (Spain)*

---

**ID 1195**

**Conservative Management of CIN III: A Case Report.**

*Nadia Nassar Melic (Spain)*

---

**ID 1197**

**Case Report: Non-Pharmacological Treatment of Vulvar, Vaginal, and Cervical Condylomatosis in a Pregnant Patient with Positive Early Response.**

*Patricia Sanmartin (Spain)*

---

**ID 1199**

**Use of a Coriolus Versicolor-Based Vaginal Gel in the Conservative Management of CIN2: A Case Report.**

*Patricia Sanmartin (Spain)*

---

**ID 1200**

**Efficacy of Intensive Regimen of a Multi-Ingredient Coriolus Versicolor-Based Vaginal Gel in Increasing HPV Clearance: Results from the PALOMA Clinical Trial.**

*Luis Serrano (Spain)*

---

**ID 1226**

**Efficacy of a Multi-Ingredient Coriolus Versicolor-Based Vaginal Gel on HR-HPV Clearance and Repair of Low-Grade Cervical Lesions: Final Results from the PALOMA 2 Clinical Trial**

*Damian Dexeus (Spain)*

---

**ID 1230**

**Efficacy of a Multi-Ingredient Coriolus Versicolor-Based Vaginal Gel in HR-HPV Clearance: Preliminary Pooled Results from the PALOMA 1 and PALOMA 2 Clinical Trials.**

*Damian Dexeus (Spain)*

---

**ID 1255**

**Cervical Reepithelialisation and HPV Clearance Following Treatment with a Coriolus Versicolor-Based Vaginal Gel After Conisation: A Case Report.**

*Patricia Sanmartin (Spain)*

---

**ID 1256**

**Exploring the Correlation of Early Sexual Debut on Cervical HPV Infection in LMICs: Insights Through the Lens of Sustainable Development Goals**

*Tofan Widya Utami (Indonesia)*

---

**ID 1264**

**Initial Results of Sensitivity and Specificity Evaluation of Local Cervical Cancer Screening Methods Compared to the HPV Digene Test**

*Olga Smirnova (Russia)*

---

**ID 1288**

**HPV Self-Collected Cervical Cancer Screening and Women Participation in Areas with Limited Access to Health Services in Colombia**

*Juliana Rodríguez (Colombia)*

---

**ID 1305**

**Cervical Lesions and HPV Vaccination Status: Epidemiological Analysis of Population in Province of Catania**

*Debora Fiorito (Italy)*

---



**ID 1309**

**Universal Upfront Multi-Gene Panel Testing in Breast and Ovarian Hereditary Cancer: A Cost-Effectiveness Analysis for Brazilian Public Health System**

*Vandré Cabral Gomes Carneiro (Brazil)*

---

**ID 1322**

**Assessing the Risk of Unanticipated Gynecological Premalignancies and Malignancies in Women Undergoing Sacrocolpopexy, Subtotal Hysterectomy and Salpingo-Oophorectomy for Pelvic Organ Prolapse**

*Davide Arrigo (Italy)*

---

**ID 1349**

**Evaluating the Cost-Effectiveness of Single-Dose Human Papillomavirus (HPV) Vaccination for Girls in Türkiye**

*Esra Bilir (Germany)*

---

**ID 1356**

**Effect of a Multi-Ingredient Coriolus Versicolor-Based Vaginal Gel on HPV 16/18 Clearance: Preliminary Results from a Randomised, Double Blind Clinical Trial (The PAPILOCAN Clinical Trial)**

*Alfonso Quesada (Spain)*

---

**ID 1366**

**Levonorgestrel Plasma Levels in BRCA Mutation Carriers Post Bilateral Salpingo-Oophorectomy, Treated with Levonorgestrel-Releasing Intrauterine Device (Mirena)**

*Nadav Michaan (Israel)*

---

**ID 1414**

**Harnessing Ovarian Cancer Prevention by Education Through Family Cascade Testing in Indian Families at Risk: HOPE India Study**

*Carolyn Solomi (India)*

---

**ID 1480**

**Genetic Risk Assessment and Counseling in Gynecological Cancer: A Three-Year Analysis of An Oncologic Center Experience**

*Beatriz Sousa Ferreira (Portugal)*

---

**ID 1521**

**Young Breast Cancer Patients' Knowledge and Perception of Genetic Counseling**

*Amal Riahi (Tunisia)*

---

**ID 1562**

**Breast Cancer Screening: Patients' Knowledge and Involvement**

*Ghaïet El Fida Noubigh (Tunisia)*

---

**ID 1625**

**Reserved Cells Proliferative Pattern at Clear Margins of Leep Sample in Women Over 50 Yo With Consecutive Unclassified Proliferative Changes of Collumnar Epithelium as Possible Marker of High Risk of Cin2+ Recurrences**

*Olga Bilodid (Ukraine)*

---

**ID 1633**

**Effectiveness of Simulation-Based Training in Improving Breast Self-Examination: A North African Experience**

*Najet Mahjoub (Tunisia)*

---

**ID 1647**

**The Treatment of Cervical Intraepithelial Neoplasia Grade 2 (HSIL): Between Active Surveillance and Surgery – a 10-Year Monocentric Data Analysis**

*Agnieszka Denecke (Germany)*

---

ID 1662

**Diagnosis, Management, and Postpartum Outcomes of High-Grade Cervical Neoplasia in Pregnancy: A Retrospective Study**

*Joana Farhat (Portugal)*

---

ID 1681

**Attitudes and Practice of Gynaecologists Regarding HPV Vaccination of Adolescents Assessed in the ESGO-PERCH HPV Survey**

*Joanna Kacperczyk-Bartnik (Poland)*

---

## **10. Quality of life after treatment**

ID 192

**Pelvic Exenteration, for Persistent/ Recurrent Cervix Cancer Post Chemoradiation Improves Quantity & Quality of Life: Single Center Experience from India**

*Swati Shah (India)*

---

ID 273

**Management of Iatrogenic Premature Ovarian Insufficiency following Treatment of Gynaecological Cancer**

*Katherine Phipps (United Kingdom)*

---

ID 336

**Evaluation of Clitoral Artery Doppler Parameters After Brachytherapy and Its Effects on Sexual Functions**

*Belma Gözde Özdemir (Türkiye)*

---

ID 371

**Low-Dose Rate Utero-Vaginal Brachytherapy: Patients Experience**

*Amani Yousfi (Tunisia)*

---

ID 406

**Building Community and Resilience in Cancer Support – An Open Ended, Patient-Led Approach to Process**

*Ceara Martyn (Ireland)*

---

ID 411

**Fasting and Breast Cancer: What Do Our Patients Believe?**

*Cyrine Mokrani (Tunisia)*

---

ID 758

**Female Sexual Dysfunction Among Gynaecological Cancer Survivors and Its Correlation with Neurotrophic Biomarkers**

*Shivangi Mangal (India)*

---

ID 780

**The Role of Integrative Medicine in Breast Cancer Treatment and Quality of Life: A Systematic Review of Literature**

*Giovanna Cristina De Castro Martin (Brazil)*

---

ID 904

**Breast Radiotherapy Experience: Patient'S Initial Fears and Expectations Versus Reality**

*Raouia Ben Amor (Tunisia)*

---

ID 910

**Duodenal-Pyelonc Fistula Following Treatment of Serous Endometrial Carcinoma: A Rare Case Report**

*Imen Sassi (Tunisia)*

---

**ID 933**

**Long Term Outcomes in Patients Treated by Extensive Bowel Resection Due to Advanced Ovarian Cancer**

*Danuta Krasowska (Poland)*

---

**ID 1169**

**Health Related Quality of Life in Ovarian Cancer Patients at a Tertiary Cancer Centre in India**

*DEEPIKA Dhananjayan (India)*

---

**ID 1229**

**Pelvic Radiotherapy for Gynaecologic Cancer Patients: Let's Talk About Sleep Quality!**

*Zeineb Naimi (Tunisia)*

---

**ID 1237**

**Assessment of Health-Related Quality of Life, Anxiety and Depression Symptoms in Cervical Cancer: Tunisian Cross-Sectional Study**

*Abdenmour Karmous (Tunisia)*

---

**ID 1261**

**Tunisian Women's Sexual Experiences After Gynaecological Cancer Treatment**

*Abdenmour Karmous (Tunisia)*

---

**ID 1296**

**Quality of Life and Survival in Patients with Uterine Carcinosarcoma: A Tertiary Center Observational Study**

*Eveline Ngoc Bao Pham (The Netherlands)*

---

**ID 1353**

**Analysis of Overactive Bladder and Pelvic Floor Dysfunction Among Gynecological Oncology Patients: Results from the ICIQ Questionnaire**

*Berta Fabregó (Spain)*

---

**ID 1386**

**Urinary Incontinence Management in Patients with Primary Endometrial Cancer: Preliminary Results from the European Network of Young Gynaecologic Oncologists (ENYGO) Cross-Sectional Study**

*Khayal Gasimli (Germany)*

---

**ID 1403**

**Emotional and Functional Burden of Radiotherapy in Gynecological Malignancies**

*Meriem Skouri (Tunisia)*

---

**ID 1422**

**Sexual Health and Quality of Life Among Survivors of Carcinoma Cervix: Experience from a Tertiary Care Center of India**

*Sholanki Halder (India)*

---

**ID 1461**

**Management of An Underestimated Problem in Gynecological Cancer Cases; Burch Colposuspension During Primary Surgery**

*Ayşe Hazirbulan (Türkiye)*

---

**ID 1485**

**Open Label Placebos in Cancer Related Fatigue: A Systematic Review**

*Albert Jacob (India)*

---

**ID 1549**

**The Atrioventricular Sinus as An Organ at Risk in Breast Cancer Radiotherapy**

*Semia Zarraa (Tunisia)*

---

ID 1567

**3D Conformal Pelvic Radiotherapy for Gynecological Malignancies in the LMIC Context: Is It Really Outdated ?**

*Meriem Skouri (Tunisia)*

---

ID 1620

**PARSGO Sexual Health Study: A Multinational Initiative to Bridge Gaps in Sexual Health and Counseling for Gynecological Cancer Patients in the MENA Region**

*Xezal Derin (Germany)*

---

## **11. Rare tumours**

ID 6

**A Young Woman Presenting Virilization with Ovarian Mass: A Case Report of Rare Disease – Ovarian Steroid Tumor**

*Yu Chien Kao (Taiwan)*

---

ID 10

**Adjuvant Chemotherapy for Uterine Leiomyosarcoma FIGO Stage IB: A Case Report**

*Syamel Muhammad (Indonesia)*

---

ID 20

**Uterine Sarcoma: A Multicenter Retrospective Study**

*Ons Mrad (Tunisia)*

---

ID 109

**Pseudomyxoma of the Peritoneum: The Experience of Using Hyperthermic Intraperitoneal Chemotherapy**

*Ilya A. Tarasau (Belarus)*

---

ID 138

**Pseudomyxoma of the Peritoneum: 10 Years of Experience in Using Hyperthermic Intraperitoneal Chemotherapy**

*Ilya a Tarasau (Belarus)*

---

ID 183

**Primary Ovarian Malignant Melanoma: A Case Report**

*Maria Zoi Bourou (Greece)*

---

ID 268

**“Unveiling the Uncommon: Uterine PEComa”**

*Anastasia Chaviaropoulou (Germany)*

---

ID 285

**Ovarian Metastasis of a Malignant Melanoma: A Case Report**

*Daniel Milkovski (North Macedonia)*

---

ID 299

**Immunohistochemical Biomarker Profile of Ovarian Carcinosarcomas**

*Inga Chen (United Kingdom)*

---

ID 316

**Surgical Treatment of Vaginal and Vulvar Melanoma: A 18-Year Retrospective Study**

*Sébastien Gouy (France) (inv)*

---

ID 331

**In-Vitro Drug Testing for Rare Ovarian Cancer Subtype SCCOHT Using the Organoid Model: A Step Towards Personalized Medicine**

*Juliane Reichenbach (Germany)*

---

**ID 358**

**Primary Uterine Cervix Rhabdomyosarcoma: A Rare Presentation**

*Cyrine Mokrani (Tunisia)*

---

**ID 360**

**Extrarenal Cervical Wilms Tumor: A Rare Case Presentation**

*Ayşe Yavuz (Türkiye)*

---

**ID 378**

**Poorly Differentiated Diffuse-Type Gastric Adenocarcinoma with Cervical and Bilateral Adnexial Metastases: A Rare Case**

*Rümeysa Belen Gümüs (Türkiye)*

---

**ID 380**

**Squamous Cell Carcinoma Arising from a Mature Cystic Teratoma: A Rare Case**

*Rümeysa Belen Gümüs (Türkiye)*

---

**ID 413**

**Pseudomyxoma Peritonei: Clinical Outcomes with Hyperthermic Intraperitoneal Chemotherapy**

*Ilya A. Tarasau (Belarus)*

---

**ID 424**

**Tissue Factor Expression in Gynecologic Carcinosarcoma: Prognostic Significance and Association with HER2 Expression**

*Taro Yamanaka (Japan)*

---

**ID 458**

**Intravenous Leiomyomatosis: When Benign Mimics Malignant**

*Ludovica Spanò Bascio (Italy)*

---

**ID 516**

**Rare Mesenchymal Tumours of the Female Pelvis: Review and Update**

*Shruthi Dhevi Remadevi Sivashanmugam (India)*

---

**ID 561**

**Uterine Sarcoma: 10 Cases Report and Literature Review**

*Abir Khattabi (Morocco)*

---

**ID 562**

**Flroid Cystic Endosalpingiosis Presenting as An Ovarian Cancer**

*Ceyda Karadag (Türkiye)*

---

**ID 577**

**Uterine Carcinosarcoma (UCS): Literature Review and Survival Analysis from a Retrospective Cohort Study**

*Mauro Francesco Pio Maiorano (Italy)*

---

**ID 579**

**Female Adnexa Tumor of Probable Wolffian Origin (FATWO)**

*Mauro Francesco Pio Maiorano (Italy)*

---

**ID 584**

**Bartholin Gland Adenocarcinoma: A Rare Case Report**

*Heloise Serafin Bonetti (Brazil)*

---

**ID 589**

**Rare Case of Well-Differentiated Liposarcoma in the Fallopian Tube: A Case Report and Literature Review**

*Sofia Silva Ortiz (Colombia)*

---

**ID 609**

**Mixed Sex Cord-Stromal Tumor with Elevated AFP in a Postmenopausal Patient – a Case Report**

*Vlatko Gjirevski (North Macedonia)*

---

ID 610

**A Case Report of Malignant Sex Cord Stromal Tumor NOS in a 20-Year-Old Female**

*Ivana Kijajova (North Macedonia)*

---

ID 629

**Description of Low-Grade Serous Ovarian Cancer, An Early Report from the ENGOT Rare Cancers Registry, the MaNGO Cohort**

*Lorenzo Ceppi (Italy)*

---

ID 648

**Uterine Manifestations of Diffuse Large B-Cell Lymphoma: The Crucial Role of Transvaginal Ultrasound (TVU) and Biopsy for Diagnosis**

*Paulina Silva Barbosa (Portugal)*

---

ID 651

**Primary Squamous Cell Carcinoma of Endometrium: A Rare Case Report**

*Paulina Silva Barbosa (Portugal)*

---

ID 670

**High-Grade Vulvar Sarcoma. Presentation of a Rare Clinical Case and Review of the Literature<sup>2</sup>**

*Lidia Maria Melero Cortes (Spain)*

---

ID 677

**"Unpredictable Dynamics of Ovarian Yolk Sac Tumors: A Case of Rapid Recurrence in an Adolescent"**

*Aziza Debbiche (Tunisia)*

---

ID 734

**Lymph Node Recurrence of Uterine Leiomyosarcoma: About One Case and Review of the Literature**

*Zainab Benaboud (Morocco)*

---

ID 764

**Uncharted Territories: Ovarian Metastasis in Chronic Lymphocytic Leukemia**

*Rümeysa Belen Gümüs (Türkiye)*

---

ID 777

**Prognosis of Stage-I Ovarian Mucinous Tumors According to Expansile and Infiltrative Types**

*Malek Bouhani (France)*

---

ID 794

**Malignant Mixed Mullerian Tumors of the Uterus: About Seven Cases**

*Majdouline Zemmari (Morocco)*

---

ID 863

**Primary Intestinal Type Endometrial Mucinous Carcinoma: A Case Report**

*Tunc Timur (Türkiye)*

---

ID 871

**Atypical Presentation of Multiple Pulmonary Lesions in High-Grade Endometrial Stromal Sarcoma with "Christmas Tree" Pattern Metastasis**

*Juan Felipe Diaz Acosta (Colombia)*

---

ID 874

**Adenocarcinoma of Anogenital Mammary-Like Glands – a Rare Primary Vulvar Tumor**

*Nuno Maciel (Portugal)*

---

ID 877

**Peritoneal Pseudomixoma as a Differential Diagnosis of Adnexal Masses.**

*Elga Lopez Gonzalez (Spain)*

---

**ID 891**

**Hysteroscopic Resection of Cervical Rhabdomyosarcoma in a 2.8-Year-Old Toddler Girl Post Chemotherapy: A Surgical Approach Enabling Brachytherapy.**

*Nadav Michaan (Israel)*

---

**ID 919**

**Vulvar Carcinosarcoma: A Rare Case Report and Literature Review**

*Imen Sassi (Tunisia)*

---

**ID 934**

**Refining the Diagnosis of Atypical Myomas: The Role of Centralized Imaging and Biopsy in Distinguishing Benign from Malignant Uterine Lesions**

*Enora Laas (France)*

---

**ID 1007**

**Malignant Brenner Tumor: Case Report**

*Imen Sassi (Tunisia)*

---

**ID 1067**

**Postmenopausal Patient with Endometrial Stromal Sarcoma Accompanying Ovarian Steroid Cell Tumour**

*Tunc Timur (Türkiye)*

---

**ID 1074**

**Assessment of the Frequency of Ovarian Involvement in Patients Treated for Uterine Leiomyosarcoma**

*Beatriz Navarro Santana (Spain)*

---

**ID 1077**

**Incidentally Diagnosed Ovarian Carcinoid in a Postmenopausal Women with Uterine Prolapse**

*Tunc Timur (Türkiye)*

---

**ID 1100**

**Struma Ovarii with NIFTP Tumor in Morocco: One Case Report (Second Case Reported Worldwide)**

*Karima Naceiri Mrabti (Morocco)*

---

**ID 1144**

**Classification and Management of Ovarian Neuroectodermal-Type Tumors: A Scoping Review and Case Report**

*Lara De Guerké (Canada)*

---

**ID 1312**

**Excision of Retroperitoneal Mass – Laparoscopic Management of Iliac Artery Injury**

*Ilker Cakir (Türkiye)*

---

**ID 1312**

**Excision of Retroperitoneal Mass – Laparoscopic Management of Iliac Artery Injury**

*Ilker Cakir (Türkiye)*

---

**ID 1325**

**Minimally Invasive Secondary Cytoreduction for Lung and Pelvic Recurrence in Uterine Leiomyosarcoma**

*Valerio Gallotta (Italy)*

---

**ID 1344**

**Diagnostic Challenge of Adnexal Carcinosarcoma with Non-Invasive Implants and Borderline Serous Adenofibroma Components**

*Gvantsa Kochiashvili (Georgia)*

---

**ID 1388**

**The Dark Transformation Over Time: A Case of Growing Teratoma Syndrome After Dormancy Decades**

*Tommaso Difonzo (Italy)*

---

**ID 1399**

**Malignant Melanoma Originating on the Male Nipple: A Case Report**

*Ines Ben Safta (Tunisia)*

---

**ID 1448**

**Gliomatosis Peritonei with Ovarian Tumor: An International Multicenter Case Series**

*Majdi Imterat (Israel)*

---

**ID 1506**

**The Role of Gynecologic Expert Ultrasound in the Evaluation of Pelvic Masses: A Rare Case of Pelvic Recurrence of Solitary Fibrous Tumor**

*Olimpia Prati (Italy)*

---

**ID 1515**

**Primary Squamous Cell Carcinoma of the Breast: A Rare Malignancy Through the Lens of Three Unique Cases**

*Hafedh Abbassi (Tunisia)*

---

**ID 1548**

**Peritoneal Strumosis: A Case Report and Literature Review**

*William Piñeros (Colombia)*

---

**ID 1559**

**Echoes of Silence – the Hidden Link Between Amenorrhea and Adult-Type Granulosa Cell Tumors**

*Alexandra Elena Cristofor (Romania)*

---

**ID 1560**

**Clinicopathological Insights and Prognostic Outcomes in Mucinous Breast Carcinoma: A Rare Tumor Study of 57 Cases.**

*Hafedh Abbassi (Tunisia)*

---

**ID 1584**

**Strumal Carcinoid of the Ovary: A Case-Report**

*Meletios P. Nigdelis (Germany)*

---

**ID 1596**

**Ultrasound Features of Female Adnexal Tumor of Probable Wolffian Origin: A Case Report and Review of Literature**

*Juri Amonti (Italy)*

---

**ID 1597**

**Squamous Cell Carcinoma Arising in Mature Cystic Teratomas: A Case Series Review of Presentation, Treatment, and Prognosis**

*Elzahra Ibrahim (Ireland)*

---

**ID 1602**

**Low-Grade Endometrial Stromal Sarcoma. a Case Report**

*Alexandros Daponte (Greece)*

---

**ID 1638**

**Buschke-Löwenstein Tumor Treated with 5-Fluorouracil: A Case Report**

*Nathalia Mora (Colombia)*

---

**ID 1648**

**Primary Ovarian Malignant Melanoma: A Systematic Review of the Reported Cases**

*Laura Burney Ellis (United Kingdom)*

---



ID 1672

**Wilms Tumor of the Ovary: A Case Report**

*Laura Natalia Baron Ortiz (Colombia)*

---

ID 1678

**Ovarian Leydig Cell Tumor: A Source of Virilization in a Postmenopausal Woman**

*Ameni Abdeljabbar (Tunisia)*

---

ID 1686

**Neuroendocrine Tumor of the Ovary, An Unusual Localization: About a Case and Review of the Literature**

*Ameni Abdeljabbar (Tunisia)*

---

ID 1696

**Case Report. Primary Vaginal Yolk Sac Tumor in a Girl.**

*Alaís Elizabeth Alvarado (Peru)*

---

## 12. Translational research/biomarkers

ID 175

**Assessing the Implications of Sentinel Lymph Node Removal in Cervical Cancer:**

**An Immunogenetic Perspective – a SENTICOL/GINECO Ancillary Study**

*Alejandra Martinez (France)*

---

ID 225

**Tumour-Informed Detection of Circulating Tumour DNA in Ovarian Cancer During Treatment and Follow-Up Using Whole-Genome Sequencing**

*Christine Fribert Thusgaard (Denmark)*

---

ID 301

**Folate Receptor Alpha (FRa) Prevalence in Platinum Resistant Ovarian Cancer from Phase 1 Studies of the Novel Antibody Drug Conjugate, Luveltamab Tazevibulin**

*Ana Oaknin (Spain)*

---

ID 418

**Schlafen 11 (SLFN11) and Tumour-Infiltrating Lymphocytes (TILs): Dual Predictive Biomarkers in Ovarian Serous Carcinoma**

*Hisham Ahmed Abou-Taleb (Egypt)*

---

ID 427

**PKP3 with a Dual Role in Early and Advanced-Stage Through RB and STAT3 Pathways in Ovarian Cancer.**

*Ha-Yeon Shin (South Korea)*

---

ID 449

**The Impact of Hyperthermia on Cisplatin Cytotoxicity in Ovarian Cancer Cells**

*Christina Harlev (United States)*

---

ID 519

**ATRX Loss Promotes Chemosensitivity in High-Grade Serous Ovarian Cancer (HGSOC): Implications for Combination Therapies with Carboplatin, ATM and WEE1 Inhibitors.**

*Khayal Gasimli (Germany)*

---

ID 538

**Characterization of Bacterial Microbiota Associated with SBR3-Invasive Ductal Carcinoma-Breast**

*Ons Mrad (Tunisia)*

---

ID 542

**An Umbrella Review on Current Evidence of Ovarian Cancer Serum or Blood Biomarkers and Their Diagnostic and Prognostic Potential**

*Rui Wu (United Kingdom)*

---

ID 554

**Gene Expression and Patient-Reported Outcomes Reveal Links Between Circadian Rhythm Disruption and PARP Inhibitor Toxicity in Ovarian Cancer Patients**

*Jessica Nguyen (Germany)*

---

ID 590

**Gene Expression Based Study to Identify Poor Prognostic Indicators in Carcinoma Cervix**

*Suryakanta Jayasingh (India)*

---

ID 601

**Tumor-Associated Macrophages Improve the Efficacy of SMAC Mimetics Combined with Chemotherapy in Ovarian Cancer**

*Ricardo Coelho (Switzerland)*

---

ID 605

**Pretherapeutic Torque Teno Virus (TTV) Counts Assessed by Liquid Biopsy as an Independent Prognostic Biomarker in Ovarian Cancer Patients**

*Thomas Bartl (Austria)*

---

ID 633

**Effect of Topical Imiquimod Treatment on the Expression of the HPV E6 and E7 and the Presence of L1 Protein in High-Grade Cervical Lesions.**

*Andrej Cokan (Slovenia)*

---

ID 641

**Results of BRCA and HRD Mutations in Patients with Advanced Stage High-Grade Serous Epithelial Ovarian Cancer: Analysis of Fresh Tissue and Blood Samples**

*Murat Api (Türkiye)*

---

ID 776

**HLA-G 14-Bp Insertion/Deletion Polymorphism Is Associated with Cancer Susceptibility in Patients Over 55 Years: A Comprehensive Meta-Analysis**

*Ines Zemni (Tunisia)*

---

ID 804

**The Cross-Talk Between Endometrial Cancer Cells and Fibroblasts Via IL1a-JAK-STAT4-ISLR Axis**

*Yuhui Xu (China)*

---

ID 848

**Exploring Intra- and Interpatient Heterogeneity of the Extracellular Matrix in High-Grade Serous Ovarian Cancer: A Proteomic Approach**

*Shriya Varghese (United Kingdom)*

---

ID 862

**Prognostic Value of Circulating Tumor DNA at Diagnosis and Its Early Decrease After One Cycle of Neoadjuvant Chemotherapy for Patients with Advanced Epithelial Ovarian Cancer. An Ancillary Analysis of the Randomized CHIVA Phase II GINECO**

*Isabelle Ray-Coquard (France)*

---

ID 931

**Exploring Combination Therapies for Ovarian Cancer with Oncolytic Vaccinia Virus.**

*Stefania Drymiotou (United Kingdom)*

---

**ID 985**

**Longitudinal Proteogenomic Analysis in High-Grade Serous Ovarian Cancer Patients Addressed to Neoadjuvant Chemotherapy Followed by Interval Debulking Surgery**

*Valentina Iacobelli (Italy)*

---

**ID 1018**

**Identification of Novel Targets for LOH-Based Therapy in Cancer**

*Natalia Rameika (Sweden)*

---

**ID 1023**

**PETITE Collection: An Ex Vivo Platform for Personalized Therapeutic Testing in Gynaecological Cancers**

*Daniela Annibaldi (Belgium)*

---

**ID 1031**

**Evaluation of the Predictive Power of a Molecular Signature for Response to Neoadjuvant Chemoradiotherapy in Patients with Locally Advanced Cervical Cancer (MOL-LARA4)**

*Camilla Certelli (Italy)*

---

**ID 1108**

**Characterization of the Tumour Microenvironment in Epithelial Ovarian Cancer: Deciphering the Clinical Value of New Biomarkers**

*Marta Caretto (Italy)*

---

**ID 1126**

**Unveiling a Drug Target for Cervical Cancer by Exploring the Binding Fused Toes Homolog and Epidermal Growth Factor Receptor**

*Woo-Yoon Park (South Korea)*

---

**ID 1179**

**High Grade Serous Ovarian Cancers with Brain Metastasis Are Strongly Enriched in BRCA1 and BRCA2 Mutations**

*Gaia Giannone (United Kingdom)*

---

**ID 1373**

**Establishment of Patient Derived Organoids to Investigate Inter and Intra Patient Heterogeneity in Ovarian High Grade Serous Carcinoma**

*Katherine Nixon (United Kingdom)*

---

**ID 1410**

**Single-Cell RNA Sequencing Analysis Highlights M2-Like Tumor-Associated Macrophages' Role in Poor Response to Radiotherapy in Cervical Cancer**

*Gwan Hee Han (South Korea)*

---

**ID 1418**

**Phosphatidylserine Decarboxylase Overexpression Induced Reprogramming of Fatty Acid Metabolism Confers and Platinum Based Chemoresistance in P53 Dependent Manner in Epithelial Ovarian Cancer**

*Gwan Hee Han (South Korea)*

---

**ID 1530**

**Characterization of the Immuno-Oncological Transcriptomic Landscape of Uterine Smooth Muscle Tumors of Uncertain Malignancy Potential (STUMP) According to Clinical Outcome**

*Ginevra Fortunati (Italy)*

---

**ID 1664**

**Single Cell RNA Sequencing of the Tumour Microenvironment Characterises Malignant Epithelial and Cancer-Associated Fibroblasts in HGSOc**

*Jessica Hui Cheah Lim (United Kingdom)*

---

**ID 1691**

**The Role of NDRG1 Gene as An AR-Regulated Target Gene in AR-Overexpressing Endometrial Cancer Cell Line**

*Sherif Shawer (United Kingdom)*

---

**ID 1694**

**Integrative Genomic Analysis of AR Overexpressing Ishikawa and Prostate Cancer LNCaP Cell Line Identified SEMA6A as a Potential AR DNA-Binding Site**

*Sherif Shawer (United Kingdom)*

---

**ID 1715**

**Targeted-Methylation Sequencing of Cell-Free DNA for MRD Monitoring and Prediction of Serous Ovarian Adenocarcinoma Relapse.**

*Mehdi Ben Sassi (France)*

---

### **13. Trophoblastic diseases**

**ID 131**

**Acute Headaches Indicative of Gestational Choriocarcinoma with Brain Metastasis: A Case Report**

*Chaima Derbel (Tunisia)*

---

**ID 572**

**Congenital Anomaly in Pregnancy Following Multiagent Chemotherapy for High-Risk Gestational Trophoblastic Tumor: A Case Report**

*Oky Haribudiman (Indonesia)*

---

**ID 603**

**PITMEX Study: Prophylactic IntraThecal Methotrexate for Patients with Stage III Gestational Trophoblastic Neoplasia, a Retrospective Multicentric Comparative Study.**

*Frédéric Goffin (Belgium)*

---

**ID 735**

**Role of Hysterectomy in the Treatment of Gestational Trophoblastic Tumors: A Report of 6 Cases**

*Zainab Benaboud (Morocco)*

---

**ID 1335**

**From Resistance to Remission: Different Strategies in Treating High Risk GTN**

*Shobha K (India)*

---

**ID 1517**

**Fertility Sparing Treatment in Patients with Placental Trophoblastic Site Tumor: A Systematic Review**

*Stamatios Petousis (Greece)*

---

**ID 1595**

**Gestational Trophoblastic Diseases: Epidemiological and Clinical Characteristics from a Tunisian Experience**

*Ekram Guerbej (Tunisia)*

---

**ID 1604**

**Early Metastatic Gestational Trophoblastic Disease: A Case Report of Complete Hydatidiform Mole with Rapid Progression to High-Risk Stage**

*Antonio Ramírez Osuna (Spain)*

---

**ID 1624**

**The Unusual Gynecological-Oncological Emergency – Life-Threatening Vaginal Bleeding as the First Symptom of Choriocarcinoma**

*Caroline Ines Preuss (Austria)*

---

## 14. Vaginal and vulvar cancer

ID 23

**Vulvar Cancer: 5- and 10-Year Survival Outcomes in a Single-Center Retrospective Series**  
*Olga P Matylevich (Belarus)*

---

ID 29

**Surgical Treatment of Vulvar Cancer Patients: A Single Cancer Center Experience**  
*Olga P Matylevich (Belarus)*

---

ID 89

**Predictors and Patterns of Recurrence in Vulvar Cancer**  
*Ilaria Cuccu (Italy)*

---

ID 127

**Gracilis Flap for Vulvar Reconstruction in 10 Steps**  
*Tom Fidlers (France)*

---

ID 130

**Vulvar Cancer: Clinical Characteristics of Patients in the Kasserine Region**  
*Chaima Derbel (Tunisia)*

---

ID 186

**Review of Vulvar Lichen Sclerosus and Its Association with Vulvar Cancer.**  
*Amina Lubrano Rosales (Spain)*

---

ID 201

**A Rare Case of Dermatofibrosarcoma Protuberans with Fibrosarcomatous Transformation of the Vulva in a Patient with a History of Endometrial Carcinoma Treated with Radiation Therapy**  
*Romir Kadriu (North Macedonia)*

---

ID 276

**Depth of Invasion and Lymph Node Metastases in Vulva Cancer**  
*Helena M Obermair (Australia)*

---

ID 281

**VULVAR CANCER: Analysis of 20 Cases Treated at the Gynecology and Obstetrics Department 1 in the University Hospital HASSAN II, FES, MOROCCO**  
*Kawtar Laaouini (Morocco)*

---

ID 335

**Primary Vaginal Squamous Carcinoma Infrequent Recurrence Site and Anti-VEGF Treatment Addition Considerations**  
*AIKATERINI Liapi (Switzerland)*

---

ID 369

**The Role of HER2 Expression in Vulvar Paget'S Disease**  
*Giacomo Corrado (Italy)*

---

ID 395

**Vulvar Cancer Database for Research Purpose: Technical and Organizational Solutions**  
*Tina Pasciuto (Italy)*

---

ID 408

**High-Dose-Rate Brachytherapy for Treatment of High-Grade Vaginal Intraepithelial Neoplasia**  
*Niccolò Gallio (Italy)*

---

ID 409

**Vaginal Clear Cell Carcinoma in a 12-Year-Old Girl**  
*Cyrine Mokrani (Tunisia)*

---

**ID 581**

**Comparative Assessment of Biomarkers for Checkpoint Inhibitor Therapy in Vulvar and Vaginal High-Grade Squamous Cell Cancers: A Translational Study with Case Series.**

*Arina Onoprienko (Austria)*

---

**ID 583**

**A Retrospective Audit into the Diagnosis, Investigation and Surgical Management of Vulval Cancer in Aberdeen Royal Infirmary**

*Nanak Bhagat (United Kingdom)*

---

**ID 611**

**Distribution of HPV Types Among Patients with Histologically Proven Vulvar Intraepithelial Neoplasia and Invasive Vulvar Cancer**

*Marjan Stojovski (North Macedonia)*

---

**ID 668**

**Hidradenoma Papilliferum of the Vulva**

*Celal Akdemir (Türkiye)*

---

**ID 683**

**Anterior Exenteration for Multifocal Vaginal Carcinoma**

*RAJU Kvvv (India)*

---

**ID 791**

**Prognostic Implications of Podoplanin (D2-40) Expression in Vulvar Squamous Cell Carcinomas and Stromal Cancer-Associated Fibroblasts**

*Gilbert Georg Klamminger (Germany)*

---

**ID 793**

**Machine Learning Based Assessment of Inguinal Lymph Node Metastasis in Patients with Squamous Cell Carcinoma of the Vulva**

*Gilbert Georg Klamminger (Germany)*

---

**ID 806**

**12-Year Overall Survival and Prognostic Factors in Patients with FIGO Stage IA-IVA Vulvar Cancer Undergoing Surgery ± Adjuvant Radiation Therapy. Results from a Single Eastern European Center.**

*Mihai Stanca (Romania)*

---

**ID 831**

**Cyclin D1 Overexpression as Predictor of Poor Disease-Specific Survival in HPV-Independent Vulvar Squamous Cell Carcinoma**

*Núria Carreras-Dieguez (Spain)*

---

**ID 878**

**Vulvar Leiomyosarcoma: A Case Report**

*Ana Tatiana Palacios Torres (Colombia)*

---

**ID 927**

**Role of P16(INK4a) Expression in Predicting Response to Upfront Chemoradiation and Survival in Locally Advanced Vulvar Cancer**

*Alex Federico (Italy)*

---

**ID 932**

**Effectiveness of Sentinel Lymph Node Biopsy in Microinvasive and Invasive Vulvar Paget's Disease: A Retrospective Study**

*Alex Federico (Italy)*

---

**ID 954**

**Prevalence of Vulva Cancer in Uzbekistan**

*Zulfiya Sabirdjanova (Uzbekistan)*

---

**ID 975**

**Trimodal Approach (Surgery and Adjuvant Chemoradiation) Versus Definitive Chemoradiation in Stage IVB Vulvar Cancer with Clinically Involved Pelvic Lymph Nodes: A Retrospective Comparative Analysis**

*Alex Federico (Italy)*

---

**ID 989**

**Electrochemotherapy for Pre-Surgical Management of Vulvar Precancerous and Micro-Invasive Lesions: Results from a Pilot Phase II Study (GinOnc-ECT Study)**

*Giacomo Corrado (Italy)*

---

**ID 992**

**Diagnostic Accuracy of Fine-Needle Aspiration Cytology (FNAC) and Core-Needle Biopsy (CNB) for Predicting Lymph Node Metastases in Vulvar Cancer**

*Simona Maria Fragomeni (Italy)*

---

**ID 995**

**Checkpoint-Inhibitor Resistance in Vulvar Cancer**

*Barbara Kipp (Germany)*

---

**ID 1013**

**Rare Case of Vaginal Sarcoma and Literature Review**

*Elena Ahjem (United Kingdom)*

---

**ID 1048**

**Factors Associated with the Recurrence of Vulvar Cancer: Retrospective Single Centre Experience**

*Migle Gedgaudaite (Lithuania)*

---

**ID 1170**

**Developing of a Score Based on Lymph Node Ratio for Predicting the Recurrence Free Survival of Patients with Primary Vulvar Squamous Cell Cancer**

*Ines Zemni (Tunisia)*

---

**ID 1244**

**Pathway to Prompt Care: Reviewing Gynaecological Cancer Referrals for Vulval Abnormalities**

*Nusrat Kamal (United Kingdom)*

---

**ID 1271**

**Beyond Guidelines in Vulvar Cancer Radiotherapy: Insights from An International Survey of Adjuvant Treatment Practices**

*Giorgia Garganese (Italy)*

---

**ID 1289**

**Management and Outcomes of Patients with Bartholin Gland Carcinoma: Institut Curie's 25-Year Experience C. CHEPTEAa, Y. GOUNANEa, M. KISSELa A: Radiation Oncology Department, Institut Curie, Paris**

*Cezara Cheptea (France)*

---

**ID 1303**

**Enigma in the Dark: Shedding Light on Vaginal Malignant Melanoma**

*Narayani Kalnawat (India)*

---

**ID 1313**

**HIV Associated Vulvar Cancer at Steve Biko Academic Hospital, South Africa: Audit of 11 Years Records**

*Edwin Mnisi (South Africa)*

---

**ID 1333**

**Recurrent Vulvar Squamous Cell Carcinoma Treated with Pembrolizumab – Promising Preliminary Outcome**

*Valentina Auletta (Germany)*

---

**ID 1429**

**Vaginal Malignant Melanoma: A Report of Surgical Management with Sentinel Lymph Node Dissection**

*Ali Gokce (Türkiye)*

---

**ID 1466**

**Clinical Characteristics, Treatment Modalities and Survival Outcomes in Malignant Melanoma of the Vagina – a Single Centre Experience.**

*Danielle Christmas (United Kingdom)*

---

**ID 1473**

**Immune Checkpoint Inhibitors in the Treatment of Vaginal Melanoma – Patterns of Use and Survival Outcomes**

*Danielle Christmas (United Kingdom)*

---

**ID 1482**

**Monophasic Synovial Sarcoma of the Vulva: A Case Report and Literature Review**

*William Piñeros (Colombia)*

---

**ID 1518**

**Inguinal Lymph Node Evaluation in Vulvar Cancer – Robotic Platform as An Alternative Strategy**

*Renato Moretti Marques (Brazil)*

---

**ID 1534**

**Complications in Lymph Node Staging of Vulvar Neoplasms: Sentinel Lymph Node vs Lymphadenectomy**

*Marta Arnáez De La Cruz (Spain)*

---

**ID 1536**

**Prognostic Factors in Vulvar Cancer**

*Rahma Eno Hassano (Türkiye)*

---

**ID 1601**

**The Significance of a Positive Surgical Margin for a High-Grade Precursor Lesion in the Treatment of Vulvar Precancers**

*Martin Janošik (Czech Republic)*

---

**ID 1651**

**Warty Squamous Cell Carcinoma of the Vulva: About 3 Cases**

*Abir Khattabi (Morocco)*

---

**ID 1652**

**Sentinel Lymph Node Biopsy in Squamous Cell Carcinoma of the Vulva: Can We Exceed the 40Mm Tumor Size Threshold?**

*Mariana Teves (Portugal)*

---

**ID 1668**

**Sentinel Lymph Node Biopsy in Median Squamous Vulvar Cancer: Using Lymphoscintigraphy to Guide Laterality**

*Mariana Teves (Portugal)*

---

**ID 1721**

**VAMIS: A Surgical Approach to Consider**

*Ana Tello Delsors (Spain)*

---



## 15. Organization of gynaecological cancer care

**ID 14**

**Using AI to Navigate Lengthy and Complex Oncological Guidelines – a Preclinical Proof-Of-Concept Study of Small Language Model Adoption to the German Breast Cancer Guideline**

*Sebastian Griewing (United States)*

---

**ID 15**

**Technology Acceptance of Blockchain Technology and Artificial Intelligence in Gynecological Oncology**

*Sebastian Griewing (United States)*

---

**ID 16**

**Physicians' Perception of the Utility of Artificial Intelligence to Align Medical Decisions with Current Recommendations and Evidence**

*Sebastian Griewing (United States)*

---

**ID 111**

**Malignant Uterine Corpus Neoplasms in Women of Reproductive Age: A 30-Year Review from the Republic of Belarus**

*Olga P. Matylevich (Belarus)*

---

**ID 113**

**Minimal Required Data Set for Gynecological Cancer Trials: The GCIG Statement from the Barcelona Meeting**

*Jolijn Boer (Germany)*

---

**ID 114**

**Increasing Diversity in Gynaecological Cancer Trials: The GCIG Statement from the Barcelona Meeting**

*Jalid Sehoul (Germany)*

---

**ID 193**

**An Advanced Clinical Practitioner and Specialist Clinical Pharmacist-Led Outpatient Service to Deliver Maintenance Poly (ADP-Ribose) Polymerase Inhibitors Therapies to Treat Women with Advanced-Stage or Relapsed, Platinum-Sensitive High-Grade Epithelial Ovarian Cancer**

*Clare Donaldson (United Kingdom)*

---

**ID 237**

**Knowledge, Attitudes and Practices of Physicians Towards the Preservation of Fertility in Young Patients Affected by Gynaecological Cancers: A MITO Survey**

*Giacomo Corrado (Italy)*

---

**ID 340**

**Investigation of the Relationship Between Nutritional Support and Postoperative IL-10 and Neopterin Levels in Cases with High Nutritional Risk index**

*Belma Gözde Özdemir (Türkiye)*

---

**ID 460**

**Facilitators and Barriers to ERAS Implementation in German Gyneco-Oncological Surgery**

*Roxana Schwab (Germany)*

---

**ID 461**

**The Role of Prehabilitation in ERAS for Gynecologic Oncology in Germany**

*Roxana Schwab (Germany)*

---

**ID 495**

**Biomarkers of Fragility in Patients with Solid Tumors – a Systematic Review of the Literature**

*Sophia Minou Herzog (Germany)*

---

ID 504

**Initial Experience in Performing Laparoscopic Surgeries for Background and Precancerous Diseases, as well as for Cancer of the Organs of the Female Reproductive System.**

*Maksim Pishchik (Belarus)*

---

ID 520

**Multimodal Prehabilitation in Ovarian Cancer Patients Results in Improved Chemotherapy Tolerance: A Multicenter Cohort Study**

*Gatske Nieuwenhuyzen-De Boer (The Netherlands)*

---

ID 522

**How Did Covid 19 Impact Gynecological Cancer in the Community of Madrid? A Population Study.**

*Rosa María Álvarez Lopez (Spain)*

---

ID 526

**How Did Covid 19 Impact Breast Cancer in the Community of Madrid? a Population Study**

*Rosa María Álvarez López (Spain)*

---

ID 571

**Calling a Specialist Nurse Telephone – a Descriptive Analysis of Patients' Questions During Surgical Treatment of Gynaecological Cancer.**

*Amanda Tærsebøl Wiemann (Denmark)*

---

ID 699

**Impact of Regional Anesthesia in Gynecologic Oncology Surgeries; Exploring New Perspectives: A Retrospective Observational Study from a Tertiary Care Oncology Center.**

*Megha Nandwani (India)*

---

ID 1012

**ENDO-COST: Cost-Effectiveness of Robotic Surgery Compared to Surgery in Endometrial Cancer, a Comprehensive Economic Study.**

*Santiago Domingo (Spain)*

---

ID 1105

**Impact of Implementation of An Enhanced Recovery (ERAS) Program in Gynecology on Healthcare Costs, a Single-Centre Experience.**

*Markéta Malecová Polková (Czech Republic)*

---

ID 1172

**“Oral L-Methyl Folate” May Substitute “Parenteral Folinic Acid” in the Methotrexate-Containing Chemotherapy Protocols in Low-Resource Countries: An Evidence-Based Review.**

*Dina Elghareeb (Egypt)*

---

ID 1187

**Current Practices and Barriers in HRD and BRCA Testing for Ovarian Cancer: Preliminary Findings from the European Network of Young Gynaecologic Oncologists (ENYGO) Cross-Sectional Study**

*Tibor A. Zwimpfer (Switzerland)*

---

ID 1324

**Cost Effectiveness of OPD-Based Diagnostic and Therapeutic Procedures in Gynecological Oncology**

*Priyanka Singh (India)*

---

ID 1594

**The Impact of Emergency Presentation on Outcome of the Patients with Gynaecological Malignancies: Single Centre Experience.**

*Manamita Niphadkar (United Kingdom)*

---

## 16. Trial in progress

ID 46

**A Phase III Randomized Controlled Trial in Primary Stage Three and Four Ovarian Cancer After Interval Cytoreductive Surgery (FOCUS)**

*Myong Cheol Lim (South Korea)*

---

ID 120

**A Study of Niraparib in Combination with Abemaciclib for Late Line Treatment of Ovarian Cancer: A Single Center, Open Label, Single Arm, Phase IB/II Trial (Nichol Trial NCT06594679)**

*Monika Ducceschi (Italy)*

---

ID 145

**Primary Chemoradiation Versus Neoadjuvant Chemotherapy Followed by Surgery as Treatment Strategy for Locally Advanced Vulvar Carcinoma (VULCANize2)**

*Anne Fleur Van Velzen (The Netherlands)*

---

ID 215

**Rationale and Study Design of the KOV-HIPEC-02R: A Randomized, Multicenter, Open-Label Phase III Trial of Hyperthermic Intraperitoneal Chemotherapy in Platinum-Resistant Recurrent Ovarian Cancer**

*Uisuk Kim (South Korea)*

---

ID 295

**Therapeutic Effect of Surgical Debulking of Metastatic Lymph Nodes in Cervical Cancer Stage IIICr: A Phase III, Randomized Controlled Clinical Trial (KGOG1047; DEBULK Trial)**

*Bo Seong Yun (South Korea)*

---

ID 300

**A First-In-Human Phase 1 Study of LY4170156, An Antibody-Drug Conjugate Targeting Folate Receptor a (FRa)-Expressing Advanced Solid Tumors (Trial in Progress)**

*Isabelle Laure Ray-Coquard (France)*

---

ID 317

**DDRiver EOC 302: A Randomised Phase 2 Study of Tuvusertib with Niraparib or Lartesertib in Patients with Epithelial Ovarian Cancer That Has Progressed on Prior PARP Inhibitor Therapy**

*Rebecca Kristeleit (United Kingdom)*

---

ID 389

**An Open-Label, Multicentre, Phase 2 Study of Trastuzumab Deruxtecan in Patients with HER2-Expressing Solid Tumours: DESTINY-PanTumor02 Part 2**

*Ana Oaknin (Spain)*

---

ID 559

**NAPISTAR 1-01 – An International Phase I/II Trial of the Novel NaPi2b Targeting ADC TUB-040 in Platinum-Resistant Ovarian Cancer (PROC) and Relapsed/Refractory Non Small Cell Lung Cancer (NSCLC)**

*Toon Van Gorp (Belgium)*

---

ID 714

**Surgical Technique: Detection of Sentinel Lymph Node in Endometrial Cancer Using VNOTES: 10 Steps**

*Rafael Fabregas (Spain)*

---

ID 766

**Regression of Severe Cervical Precancerous Lesions and Associated Risk Factors (RECER) – a Prospective Multicentric Cohort Trial Focused on Conservative Treatment of High Grade Cervical Lesions**

*Lukas Dostalek (Czech Republic)*

---

ID 809

**A Phase Ib, Open-Label Trial of MOV18 IgE in Patients with Advanced Ovarian Cancer**

*Rebecca Kristeleit (United Kingdom)*

---

ID 875

**Prospective Multicentre Evaluation of Secondary Cytoreductive Surgery in the Era of PARP-Inhibitors (CONCEPT) in Relapsed Epithelial Ovarian Cancer**

*Shriya Varghese (United Kingdom)*

---

ID 917

**Study Protocol of An Exercise and Nutrition Intervention for Ovarian Cancer Patients During and After First-Line Chemotherapy (BENITA) – a Randomized Controlled Trial**

*Mina Netkova-Heintzen (Germany)*

---

ID 1033

**Anti-FOLR1 CAR-T-Cells as First In-Human Treatment Approach for Progressive Ovarian Cancer**

*Jens Hachenberg (Germany)*

---

ID 1071

**Endoscopic Single Port Nipple Skin Sparing Mastectomy.And Immediate Breast Reconstruction**

**by Pre Pectoral Implant.: 30 First Cases.**

*Julien Eymard bakenga (France)*

---

ID 1180

**Intra-Operative Margin Assessment in Cervical Cancer Using Specimen PET-CT – Study Protocol**

*Anne-Sofie De Crem (Belgium)*

---

ID 1372

**Effectiveness of Two Educational Interventions Aimed at Increasing HPV Vaccination Coverage**

**in Four Regions of Colombia**

*Juliana Rodriguez (Colombia)*

---

ID 1380

**ORACLE: Ovarian Cancer Radiomics Approach in a CT Led Evaluation Study**

*Selina Chiu (United Kingdom)*

---

ID 1540

**Should We Continue to Perform Lymphadenectomy in LACC? PAROLA Trial**

*Mathilde Del (France)*

---

ID 1587

**Minimally Invasive Simple Hysterectomy in Low-Risk Cervical Cancer: A Single-Arm Trial with Stopping Rules (LAcc & SHape – LASH Trial).**

*Nicolò Bizzarri (Italy)*

---

# ACKNOWLEDGEMENTS TO CONGRESS PARTNERS

## Platinum partner

abbvie

AstraZeneca 

## Gold partners



GSK



MSD

pharma &

## Silver partners



Daiichi-Sankyo

INTUITIVE

Medtronic

## Bronze partner

 Genmab

## Partners

**B|BRAUN**  
SHARING EXPERTISE

**KLS martin**  
GROUP

**OLYMPUS**

 R A N D

**REGENERON**  
SCIENCE TO MEDICINE®

# INDUSTRY SUPPORTED SESSIONS

## THURSDAY, FEBRUARY 20

### Session hall 3

12:30–13:30 Industry symposium 1 organized by AbbVie

abbvie

**Antibody-Drug Conjugates: Confronting Platinum Resistance in Advanced Ovarian Cancer**

*Chair: Domenica Lorusso (Italy)*

12:30–12:35 **Welcome and Introduction**

*Domenica Lorusso (Italy)*

12:35–12:50 **What Could ADCs Bring to PROC?**

*Domenica Lorusso (Italy)*

12:50–13:05 **Biomarker Testing in Advanced OC: What Do We Need to Test for Now?**

*Elena Ioanna Braicu (Germany)*

13:05–13:20 **Introducing ADCs into Clinical Practice: What Do We Need to Anticipate?**

*Susana N. Banerjee (United Kingdom)*

13:20–13:30 **Panel Discussion and Audience Q&A**

## FRIDAY, FEBRUARY 21

### Session hall 2

11:00–12:00 Industry symposium 2 organized by MSD



**Immunotherapy in Endometrial and Cervical Cancer: Innovations and Clinical Insights**

*Chair: Ana Oaknin (Spain)*

11:00–11:05 **Welcome and Introductions**

*Ana Oaknin (Spain)*

11:05–11:25 **Endometrial Cancer: Exploring 1L Options for Non-dMMR Patients**

*Christian Marth (Austria)*

11:25–11:45 **Immunotherapy Treatment Approaches for Locally Advanced Cervical Cancer**

*Ana Oaknin (Spain), Gabriella Macchia (Italy)*

11:45–11:55 **Q&A**

11:55–12:00 **Closing**

### Session hall 3

**11:00–12:00 Industry symposium 3 organized by Pharma&**



**PARPi: New Horizons in Patients with Advanced Ovarian Cancer. Bringing Evidence to Patient Care**

*Chair: Bradley J. Monk (United States)*

11:00–11:03 **Introduction**

*Bradley J. Monk (United States)*

11:03–11:22 **Navigating the Competitive Landscape in 1L Maintenance Treatment**

*Rebecca Kristeleit (United Kingdom)*

11:22–11:35 **How to Select the Best Treatment for Your Patients? From Science to Clinical Practice**

*Iain McNeish (United Kingdom)*

11:35–11:50 **Therapeutic Strategies for Patients with Ovarian Cancer in Advanced Settings:**

**An Interactive Discussion**

*Domenica Lorusso (Italy)*

11:50–12:00 **Q&A and Closing Remarks**

*Bradley J. Monk (United States)*

### Session hall 2

**13:50–14:50 Industry symposium 4 organized by GSK**



**Translating Research into Personalized Care for Patients with Advanced Ovarian Cancer**

*Chair: Antonio Gonzalez Martin (Spain)*

13:50–13:53 **Welcome & Introductions**

*Antonio Gonzalez Martin (Spain)*

13:53–14:08 **Comprehensive Decision-Making in the Treatment of Advanced Ovarian Cancer**

*Benoit You (France)*

14:08–14:23 **Appraising Long-term Outcomes with PARPi Maintenance Monotherapy in Advanced Ovarian Cancer**

*Antonio Gonzalez Martin (Spain)*

14:23–14:43 **Enhancing Clinical Practice Through Personalized Patient Care**

*Claudia Marchetti (Italy)*

14:38–14:48 **Panel Discussion and Q&A**

14:48–14:50 **Closing Remarks**

# SATURDAY, FEBRUARY 22

## Session hall 2

11:30–12:30 Industry symposium 5 organized by AstraZeneca



### **Navigating the Complexity of Advanced & Recurrent Endometrial Cancer: Optimizing Management and Treatment of Disease**

*Chair: Ana Oaknin (Spain)*

11:30	<b>Welcome and Introduction</b> <i>Ana Oaknin (Spain)</i>
11:30–11:40	<b>Understanding the Complexity of Advanced &amp; Recurrent Endometrial Cancer Disease and Treatment Landscape</b> <i>Ana Oaknin (Spain)</i>
11:40–11:55	<b>Optimizing Outcomes in dMMR Disease: The Consolidated Evidence Today and Needs for the Future</b> <i>Ramez Eskander (United States)</i>
11:55–12:15	<b>Improving Outcomes in pMMR Disease: Addressing the Disease Complexity and Optimizing Treatment Selection</b> <i>Shannon N. Westin (United States)</i>
12:15–12:30	<b>Interactive Discussion: Optimizing Advanced &amp; Recurrent Endometrial Cancer Management</b> <i>Ana Oaknin (Spain), Ramez Eskander (United States), Shannon N. Westin (United States)</i>
12:30	<b>Closing Remarks and Final Comments</b>





**Contextualising New First-Line Ovarian Cancer Data: How Will this Impact Personalised Treatment Strategies?**

*Chair: Nicoletta Colombo (Italy)*

14:20–14:25 **Welcome and Introduction**

*Nicoletta Colombo (Italy)*

---

14:25–14:35 **Overview of the Latest Long-Term Survival Data from First-Line PARPi Trials**

*Isabelle Ray-Coquard (France)*

---

14:35–15:15 **Data to Decision: Navigating Treatment Options and Strategy to Optimise Treatment Outcome for Patients with Newly Diagnosed Advanced Ovarian Cancer**

*Nicoletta Colombo (Italy), Isabelle Ray-Coquard (France),*

*Shannon N. Westin (United States)*

---

15:15–15:20 **Conclusion**

*Nicoletta Colombo (Italy)*

---

# Antibody-Drug Conjugates: Confronting Platinum Resistance in Advanced Ovarian Cancer

AbbVie Medical Affairs-sponsored Symposium  
Thursday, 20 February | 12:30-13:30 CET  
Session Hall 3

Topic	Presenter/Moderator
Welcome and introduction	Prof. Domenica Lorusso
What could ADCs bring to PROC?	Prof. Domenica Lorusso
Biomarker testing in advanced OC: What do we need to test for now?	Prof. Elena Ioana Braicu
Introducing ADCs into clinical practice: What do we need to anticipate?	Prof. Susana Banerjee
Panel discussion and audience Q&A	All Faculty

# Immunotherapy in endometrial and cervical cancer: Innovations and clinical insights

Rome Convention Center La Nuvola  
Session Hall 2 • Rome, Italy

**Friday, 21 February 2025**  
11:00 – 12:00 (CET/UTC+1)



## Chair



**Ana Oaknin, MD, PhD**  
Head, Gynaecological Cancer  
Program  
Medical Oncology Department  
Vall d'Hebron University Hospital  
Vall d'Hebron Institute of Oncology  
(VHIO)  
Barcelona, Spain



## Faculty

**Gabriella Macchia, MD**  
Head, External Beam  
Radiotherapy Unit  
Department of Laboratories  
and Services – Radiation Oncology  
Responsible Research Hospital  
– Molise ART  
Campobasso, Italy



**Christian Marth, MD, PhD**  
Director, Department of  
Obstetrics and Gynecology  
Medical University Hospital  
Innsbruck  
Innsbruck, Austria

## Agenda

11:00 – 11:05	Welcome and introductions <i>Ana Oaknin</i>
11:05 – 11:25	Endometrial cancer: Exploring 1L options for non-dMMR patients <i>Christian Marth</i>
11:25 – 11:45	Immunotherapy treatment approaches for locally advanced cervical cancer <i>Ana Oaknin, Gabriella Macchia</i>
11:45 – 11:55	Q&A <i>All faculty</i>
11:55 – 12:00	Closing remarks <i>All faculty</i>

Agenda may be subject to change pending speaker confirmation

## Symposium sponsored by MSD

This program is not intended for healthcare professionals who practice in, are licensed to practice in, or reside in the U.S., its territories, or Puerto Rico.

Copyright © 2025 Merck & Co., Inc., Rahway, NJ, USA and its affiliates. All rights reserved. HQ-NON-01385 02/25 W6204144



# PARPi: New horizons for patients with advanced ovarian cancer

## Bringing evidence to patient care

Join our scientific symposium, organised and funded by pharma&, at the ESGO 2025 Congress



21 February 2025  
11:00am–12:00pm CET



Hall 3  
La Nuvola Convention Center



### Prof. Bradley Monk (Chair)

Florida Cancer Specialists &  
Research Institute,  
West-Palm Beach, FL, USA



### Dr Rebecca Kristeleit

Guy's and St Thomas'  
NHS Foundation Trust,  
London, UK



### Prof. Iain McNeish

Imperial College London,  
London, UK



### Prof. Domenica Lorusso

Humanitas Hospital San  
Pio X Humanitas University,  
Milan, Italy

## Agenda

Introduction	Prof. B Monk	11:00–11:05
Navigating the landscape in 1L maintenance treatment	Dr R Kristeleit	11:05–11:20
How to select the best treatment for your patients: From science to clinical practice	Prof. I McNeish	11:20–11:35
Therapeutic strategies for patients with ovarian cancer in advanced settings: An interactive discussion	Prof. D Lorusso & Prof. B Monk	11:35–11:50
Q&A and closing remarks	Prof. B Monk	11:50–12:00

# Translating Research Into Personalized Care

For Patients With Advanced Ovarian Cancer

**DATE:** Friday, 21 February 2025

**TIME:** 13:50-14:50 CET

**LOCATION:** Session Hall 2

La Nuvola

Viale Asia, 40/44, 00144 Roma

## AGENDA:



### Comprehensive decision-making in the treatment of advanced ovarian cancer

**Professor Benoit You, MD, PhD**

Lyon University Hospital  
Lyon, France



### Appraising long-term outcomes with PARPi maintenance monotherapy in advanced ovarian cancer

**Professor Antonio González-Martín, MD, PhD (Chair)**

Cancer Center Clínica Universidad de Navarra  
Madrid, Spain



### Enhancing clinical practice through personalized patient care

**Professor Claudia Marchetti, MD, PhD**

Fondazione Policlinico Universitario Agostino Gemelli IRCCS  
Rome, Italy

PARPi, poly (ADP-ribose) polymerase inhibitor.

Organized and sponsored by GSK.

Scientific dissemination is based on published and accessible data and has an informative/educational purpose. To this end, the data are presented faithfully, reflecting scientific publications without any modification or addition. Its content is protected by copyright and may not be reproduced (photo, recording, or "screen prints"), disclosed, or transmitted to any third party by any means without written authorization of GSK.

We remind you that you are in a scientific environment aimed at health professionals and that it is not allowed to spread promotional messages to the general public. Therefore, please do not include the content of the meeting in your social media posts related to this meeting.

The information included is for Healthcare Professionals only.

*This promotional symposium is organized and funded by AstraZeneca in collaboration with The GOG Foundation, Inc. and is intended for HCPs only.*

## **NAVIGATING THE COMPLEXITY OF ADVANCED & RECURRENT ENDOMETRIAL CANCER: OPTIMIZING MANAGEMENT AND TREATMENT OF DISEASE**

*An Industry Supported Symposium at the ESGO 2025 Congress*

### **All Faculty**

Welcome and Introductions

#### **11:30 - 11:40: Ana Oaknin, MD, PhD**

Understanding the Complexity of Advanced & Recurrent Endometrial Cancer Disease and Treatment Landscape

#### **11:40 - 11:50: Ramez Eskander, MD**

Optimizing Outcomes in dMMR disease:  
The Consolidated Evidence Today and Needs for the Future

#### **11:50 - 12:05: Shannon Westin, MD**

Improving Outcomes in pMMR disease:  
Addressing the disease complexity and Optimizing Treatment Selection

#### **12:05 - 12:30: All Faculty**

Interactive Discussion:  
Optimizing Advanced & Recurrent Endometrial Cancer Management

### **All Faculty**

Closing Remarks and Final Comments



**Ana Oaknin, MD, PhD**  
Vall d'Herbron Institute of  
Oncology University Hospital  
Barcelona, Spain



**Ramez Eskander, MD**  
University of San Diego,  
Moore's Cancer Center  
San Diego, California, USA



**Shannon Westin, MD**  
MD Anderson Cancer Center  
Houston, Texas, USA

*This session is not included in the main event CME/CPD credit  
IT-13108 February 2025*

**JOIN US**  
**SATURDAY, FEBRUARY 22, 2025**  
11:30 - 12:30 GMT+1





# Contextualising new first-line ovarian cancer data: How will this impact personalised treatment strategies?

 **Saturday, 22<sup>nd</sup> February 2025**  **14:20–15:20 CET**

 **Session Hall 2, La Nuvola**

## **14:20–14:25: Welcome and introduction**

Prof Nicoletta Colombo

## **14:25–14:40: Overview of the latest long-term survival data from first-line PARPi trials**

Prof Isabelle Ray-Coquard

## **14:40–15:15: Data to decision: Navigating treatment options and strategies to optimise treatment outcomes for patients with newly diagnosed advanced ovarian cancer**

Prof Nicoletta Colombo, Prof Isabelle Ray-Coquard,  
Dr Shannon N Westin

## **15:15–15:20: Conclusion**

Prof Nicoletta Colombo



**Prof Nicoletta Colombo (Chair)**  
University of Milan-Bicocca,  
European Institute of Oncology,  
Milan, Italy

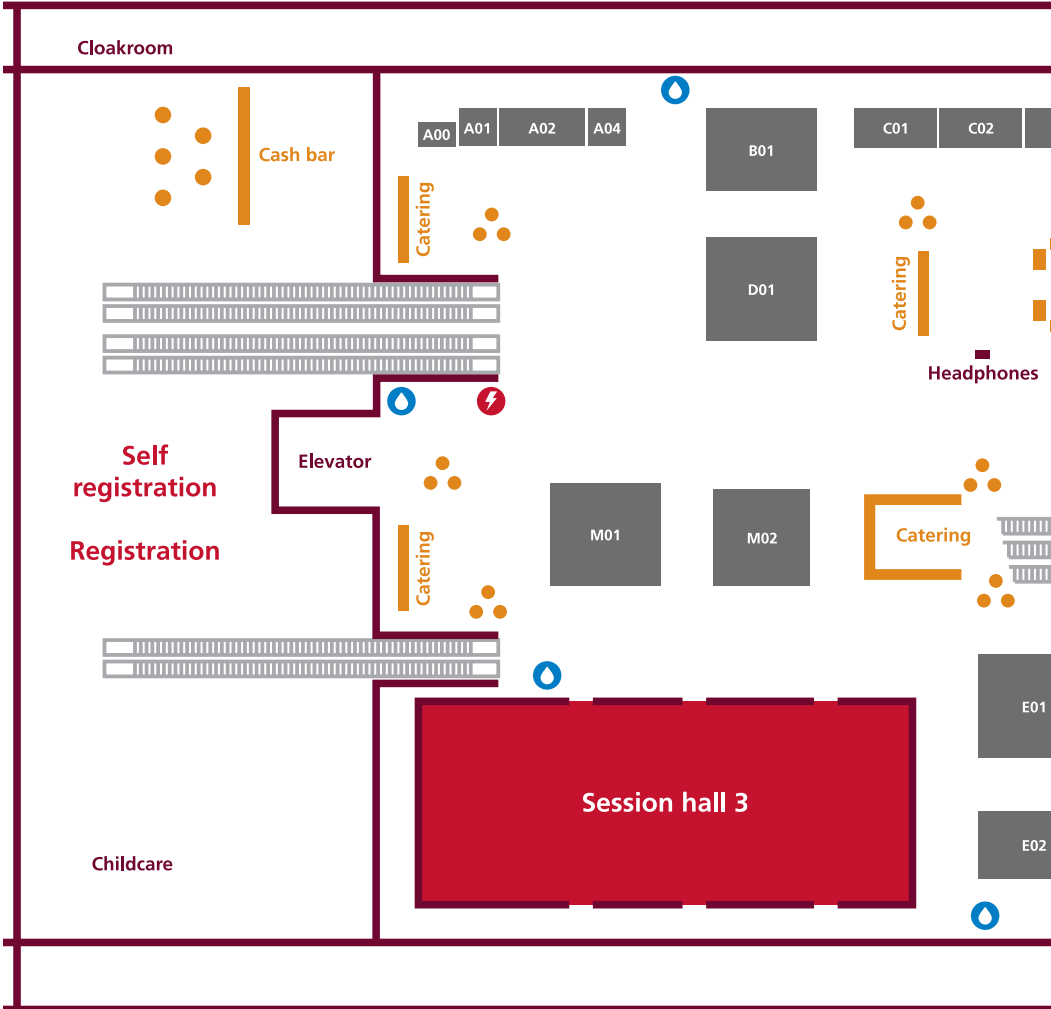


**Prof Isabelle Ray-Coquard**  
Centre Léon Bérard,  
Lyon, France



**Dr Shannon N Westin**  
UT MD Anderson Cancer Center,  
Houston, Texas, USA

**Snacks and refreshments will be provided**



Charging station



Water refill station

## EXHIBITION PLAN

### List of exhibitors

A00 Casio Europe  
 A01 Stryker  
 A02 Regeneron  
 A04 Espiner

B01 AstraZeneca  
 C01 KLS Martin Group  
 C02 ConMed  
 C03 Eisai  
 D01 AbbVie

E01 Genmab  
 E02 Pharma&  
 F01 Medtronic  
 F02 GSK  
 G01 Rovers Medical Devices

Invited speakers' lounge

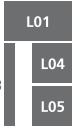

Speaker ready room



C03



← Auditorium



G02	Erbe Elektromedizin	H03	ThermaSolutions	L06	Medica Group
G03	Sysmex Europe SE	H04	Corcept Therapeutics	M01	Intuitive
G04	RanD	L01	Integra LifeSciences	M02	MSD
H01	B.BRAUN	L03	Wisepress	ESGO	
H02	Procure Health	L04	Karl Storz		

# INTEGRA

## CUSA<sup>®</sup>, ultrasonic aspiration technology for gynecological surgery



# COME AND MEET US FOR A TRIAL!

At Integra Booth #Lo1/Lo2

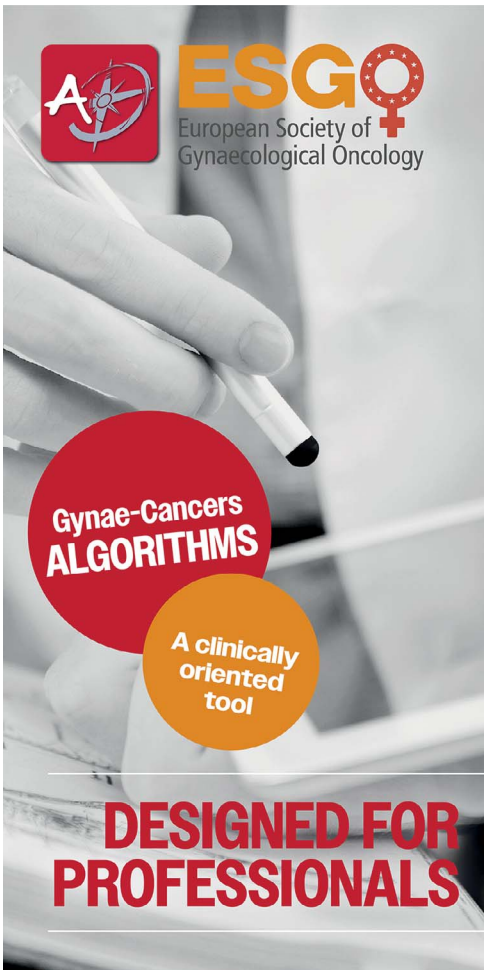
Intended Use : CUSA<sup>®</sup> Excel and Clarity are ultrasonic surgical aspirators indicated for use in these surgical procedures where fragmentation, emulsification and aspiration of soft and hard tissue is desirable. Availability of these products might vary from a given country or region to another, as a result of specific local regulatory approval or clearance requirements for sale in such country or region. All the medical devices mentioned on this document are CE marked in accordance with the applicable European laws, unless specifically identified as "NOT CE MARKED". Product family mentioned in this document are CE class I, Is, IIa, IIb, III devices. Cusa is a registered trademark of Integra LifeSciences Corporation or its subsidiaries in the United States and/or other countries. Please contact Integra customer service should you need any additional information on devices classification. Consult product labels and inserts for any indications, contraindications, hazards, warnings, precautions. Document for use in Europe, Middle-East & Africa only. Last revision date: 01/2025, 5474521-1-EN



Integra LifeSciences (Ireland) Ltd  
IDA Business and Technology Park  
Sragh, Tullamore, County of Offaly  
IRELAND



**ESGO**  
European Society of  
Gynaecological Oncology



**Gynae-Cancers  
ALGORITHMS**

**A clinically  
oriented  
tool**

**DESIGNED FOR  
PROFESSIONALS**

**FREE  
APP**



**GUIDE**





# Olivia.

Your Ovarian Cancer Support

Olivia is a dedicated resource, designed to provide everyday support for people diagnosed, being treated for and living with ovarian cancer, as well as their support networks and healthcare teams.



Coming soon: 



# Application for Travelling Fellowship IS OPEN!



## WEBINAR

MEET THE SURGEON  
Surgical Webinars

**How to do fertility sparing  
in cervical cancer**





# ENYGO Introduction to Robotic Surgery Course

June 30 + July 1, 2025  
AMSTERDAM  
THE NETHERLANDS



# Advanced Techniques in Gynaecological Oncology Surgery in an Animal model

September 18, 2025  
ONLINE SESSION  
+  
September 25-26, 2025  
HANDS-ON TRAINING  
VALENCIA, SPAIN





# WORLDGODAY

World  
Gynecologic  
Oncology  
Day 20/09/2025

**ESGO**  
Courses  
Learn From the Best

## ESGO-ENYGO Masterclass in Gynaecological Oncology

October 23-25, 2025  
TBILISI, GEORGIA

# ESG♀2026

## Congress

FEBRUARY 26–28, 2026  
COPENHAGEN  
DENMARK

Join us in  
**COPENHAGEN**



**THE WIND OF INNOVATION IN WOMEN'S CANCER**