

ESGO

CONGRESS +
2026

FEBRUARY 26–28, 2026
COPENHAGEN
DENMARK

Welcome to
COPENHAGEN



FINAL PROGRAMME

MOBILE APP


DOWNLOAD THE ESGO MOBILE APP



You will need to **sign-in** to the ESGO Events App to view the ESGO 2026 Congress content. Please use the **same email used for registration** to the Congress. ESGO members should use the email address associated with their membership.

The mobile app enables you to search through the **scientific programme** and receive **up-to-date information**, customise your **personal schedule**, browse abstracts and ePosters, interact with session chairs via **questions** and **voting** in selected sessions, and turn-on **live captions** for live transcriptions and translations.

LIST OF CONTENTS

Click on section for hyperlink 

Scientific Programme

Programme Overview	4
Wednesday, February 25, 2026	14
Thursday, February 26, 2026	16
Friday, February 27, 2026	25
Saturday, February 28, 2026	37
Sunday, March 1, 2026	46
Patient Advocacy Seminar	48
Cinema Viewing	51
Abstract Topics	54
Poster Plan	55
Poster Walks	56
ePosters	72

Congress Information

Venue Map	138
Committees	140
General Information	141
Information for Presenters and Chairpersons	146
Instructions for Poster/ePoster Presenters	147
Networking Events	148
ESGO Connects	150
Awards and Recognition	152

Acknowledgements & Industry Support

Acknowledgements	153
Industry Supported Sessions	154
Exhibition Plan, List of Exhibitors	163

PROGRAMME OVERVIEW

WEDNESDAY, FEBRUARY 25, 2026

Time/Room	Rigshospitalet	Rigshospitalet
13:00–16:00		
15:00–18:00	Workshop 1: Ovarian Tissue Cryopreservation and Transplantation	Workshop 2: Contouring Workshop: Image-Guided Brachytherapy for Cervical Cancer

Crowne Plaza Hotel (Everest Ballroom 3)	Crowne Plaza Hotel (Everest Ballroom 1+2)
Workshop 3: Colposcopy and Diagnosis	ESGO Exam

THURSDAY, FEBRUARY 26, 2026

Time/Room	Meeting Room 18+19	Meeting Room 20
09:00–12:00	Prevention session	TransLink session
12:00–12:30	Lunch break & exhibition	
Time/Room	Session Hall 1 (D1)	Session Hall 2 (Auditorium 10-12)
12:30–13:30	ESGO colloquium 1: Non-Chemo Combination Treatments in Gynaecological Cancers	Industry symposium 1 (non CME-CPD credit)
13:35–14:35	State of the art session 1: New ESGO Ovarian Cancer Guidelines: Practical Applications through TumorBoard Simulation and Updated Care Algorithms – part I	Best oral session 1: Endometrial and Cervical Cancer
14:40–15:40	Debate 1: Should PARPI Be Included in the Treatment Options for pMMR Advanced/Recurrent Endometrial Cancer	Video session 1: Vaginal and Vulvar Cancer
15:40–16:00	Coffee break & exhibition	
16:00–17:00	Grand rounds 1: Ovarian Cancer	Mini oral session 1: Miscellaneous
17:05–18:05	Grand rounds 2: Ovarian Cancer	Scientific session 3: Complications & Symptom Support in Gynaecologic Oncology: Profiles, Pitfalls, and Perspectives
18:10–19:00	Opening ceremony	
19:00–20:00		

Meeting Room 5+6		Meeting Room 17	
Workshop 4: Ultrasound: Uterine Tumours (IETA and MUSA certificate)		Workshop 8: Robotics Video Workshop	
Lunch break & exhibition			
Session Hall 3 (D2)		Exhibition	
Industry symposium 2 (non CME-CPD credit)		ePosters Cinema viewing	
Scientitic session 1: Current and Future Landscape of Immunotherapy			
Tumour board 1: Management of Oligometastatic Recurrent Disease in Ovarian Cancer			
Coffee break & exhibition		ESGO Connects Mentorship Programme	
Scientific session 2: Pushing the Boundaries		ePosters Cinema viewing	
Scientific session 4: Biomarkers and Personalised Surgery as Advancements in Precision Oncology			
		Welcome drink	

FRIDAY, FEBRUARY 27, 2026

Time/Room	Session Hall 1 (D1)	Session Hall 2 (Auditorium 10-12)
08:30–09:30	Live surgery session Rigshospitalet, Copenhagen Karolinska Universitet, Stockholm	State of the art session 2: ESGO-ESTRO-ESP Guidelines on Endometrial Cancer and FIGO Staging in Light of Molecular Classification and Tumour Biology
09:35–10:35		Debate 2: Is Selective Peritonectomy Equally Good Compared to Total Peritonectomy?
10:35–11:00	Coffee break & exhibition	
11:00–12:00	ESGO colloquium 2 HER2-Directed Therapies and Biomarker Testing in Gynaecological Cancers	Industry symposium 3 (non CME-CPD credit)
12:05–13:05	Scientific session 6: Updates on the Latest Clinical Trials that Have Changed Our Disease Management	Grand rounds 3: Vulvar Cancer
13:05–13:50	Lunch break & exhibition	
13:50–14:50	ESGO colloquium 3: The Future of Ovarian Cancer: ADC and Beyond	Industry symposium 5 (non CME-CPD credit)
14:55–15:55	Grand rounds 4: Cervical Cancer	Scientific session 7: Potential of AI in Theatre
15:55–16:15	Coffee break & exhibition	
16:15–17:15	Best oral session 2: Ovarian Cancer	Video session 2: Ovarian Cancer
17:20–18:20	Poster walks	
19:00–22:00		

Session Hall 3 (D2)	Meeting Room 180	Exhibition
Mini oral session 2: Cervical cancer	Patient Advocacy Seminar: Opening	ePosters Cinema viewing
	Session 1: PREVENTION (open for delegates)	
	Session 2: SYMPTOMS, DIAGNOSIS (open for delegates)	
Scientific session 5: Management of Rare Tumours		
	Session 3: TREATMENT (open for delegates)	ESGO Connects ENGAGe ePosters Cinema viewing
Industry symposium 4 (non CME-CPD credit)		
Best three minutes presentations	Session 4: RECURRENCE, PALLIATIVE CARE (open for delegates)	ESGO Connects Education Committee ePosters Cinema viewing
General assembly (ESGO members only)	Session 5: QUALITY OF LIFE (open for delegates)	
Mini oral session 3: Ovarian Cancer		
Coffee break & exhibition		ESGO Connects Sustainability Quiz
Scientific session 8: Optimizing the Patient-Physician Communication in a Shared Decision and Integrative Patient Care (<i>organised by ENGAGe and ENYGO</i>)		ePosters Cinema viewing
		Offsite Invited speakers' dinner

SATURDAY, FEBRUARY 28, 2026

Time/Room	Session Hall 1 (D1)	Session Hall 2 (Auditorium 10-12)
07:30–08:30		
09:00–10:00	State of the art session 3: New ESGO Ovarian Cancer Guidelines: Practical Applications through TumorBoard Simulation and Updated Care Algorithms – part II	Video session 3: Miscellaneous
10:05–11:05	Presidential and awards session	
11:05–11:30	Coffee break & exhibition	
11:30–12:30	Industry symposium 6 (non CME-CPD credit)	
12:35–13:35	Debate 3: Do We Really TRUST Radical Surgery in Advanced Ovarian Cancer?	Video session 4: Endometrial and Cervical Cancer
13:35–14:20	Lunch break & exhibition	
14:20–15:20	Best oral session 3: Ovarian Cancer	Scientific session 10: Surgical Trends of the Future
15:25–16:25	Grand rounds 5: Endometrial Cancer	Scientific session 11: Out of the Box Procedures: The Challenge of Extended Resections at the Thorax, Abdominal and Pelvic Levels
16:25–16:45	Coffee break & exhibition	
16:45–17:45	Grand rounds 6: Endometrial Cancer	Scientific session 12: The Era of ADCs in Gynaecological Malignancies
17:50–18:50	Best oral session 4: Miscellaneous	
18:50–19:20	Closing ceremony	
19:20–20:00		
21:00–24:00		

Session Hall 3 (D2)	Meeting Room 180	Offsite
		ESGO Awareness run & walk ENYGO Tree planting
		ePosters Cinema viewing
Scientific session 9: Beyond Survival: Redefining Success Through Quality of Life in Gynaecologic Oncology (organised by ENGAGe)		
	Session 6: Quality of Life WORKSHOP	
Mini oral session 4: Endometrial Cancer	Session 7: How can PAGs be involved in ENGAGe projects	Exhibition
		ESGO Connects Accreditation Committee
Tumour board 2: Intermediate-Risk Cervical Cancer – What is The Best Strategy?	Session 8: Clinical trials WORKSHOP	ePosters Cinema viewing
Young investigator session	Session 9: Advocacy Best Practice Sharing	
ESGO Connects Dance for WGO		
Scientific session 13: Treatment Planning and Perioperative Care: Myths, Facts and Practical Applications		
		Farewell drink
		Offsite
		Networking event

SUNDAY, MARCH 1, 2026

Time/Room	Meeting Room 20	Meeting Room 18
09:00-12:00	Workshop 5: Prevention of Surgical Complications – Practical Tips	Workshop 6: Radiotherapy & Imaging Modalities in Gynaecological Oncology

Meeting Room 19

Workshop 7:
Surgical Anatomy

SCIENTIFIC PROGRAMME

WEDNESDAY, FEBRUARY 25, 2026

Rigshospitalet

15:00–18:00 Workshop 1: Ovarian Tissue Cryopreservation and Transplantation

Chairs: Mikkel Rosendahl (Denmark), Stine Gry Kristensen (Denmark)

15:00–15:15	Welcome <i>Mikkel Rosendahl (Denmark)</i>
15:15–16:00	Ovarian Tissue Cryopreservation for Fertility Preservation in Girls and Young Women <i>Stine Gry Kristensen (Denmark)</i>
16:00–16:45	Hands-On Session: Preparing Bovine Ovarian Tissue for Cryopreservation <i>Mikkel Rosendahl (Denmark)</i>
16:45–17:05	Transplantation of Frozen-thawed Ovarian Tissue <i>Anette Tønnes Pedersen (Denmark)</i>
17:05–17:30	Reproductive Outcomes Following Ovarian Tissue Transplantation <i>Stine Gry Kristensen (Denmark)</i>
17:30–17:50	Challenges with Ovarian Tissue Transplantation and Future Aspects <i>Stine Gry Kristensen (Denmark)</i>
17:50–18:00	Conclusions <i>Mikkel Rosendahl (Denmark)</i>

Rigshospitalet

15:00–18:00 Workshop 2: Contouring Workshop: Image-Guided Brachytherapy for Cervical Cancer

Chairs: Primoz Petric (Switzerland), Kjersti Bruheim (Norway)

15:00–15:05	Welcome and Introduction <i>Trine Jakobi-Nottrup (Denmark)</i>
15:05–15:15	Brachytherapy Procedure Video <i>Primoz Petric (Switzerland)</i>
15:15–15:30	Target Volume Concepts According to GEC ESTRO/ICRU 89 <i>Kjersti Bruheim (Norway)</i>
15:30–15:35	Case 1 Presentation <i>Trine Jakobi-Nottrup (Denmark)</i>
15:35–16:25	Case 1 Hands-on Contouring
16:25–16:30	Case 1 Discussion
16:50–17:40	Case 2 Presentation
17:40–17:45	Case 2 Hands-on Contouring
17:45–17:50	Case 2 Discussion
17:50–18:00	Contouring – Interactive Quiz

15:00–18:00 Workshop 3: Colposcopy & Diagnosis

Chairs: Murat Gultekin (Türkiye), Mario Preti (Italy)

15:00–15:20 Colposcopy in Adolescence

Vesna Kesic (Serbia)

15:20–15:40 Colposcopy in Pregnancy

Mihaela Grigore (Romania)

15:40–16:00 Colposcopy of Glandular Lesions

Vesna Kesic (Serbia)

16:00–16:30 Case Presentations – Interactive Colposcopy Case Discussion with All Speakers

16:30–16:50 Biopsy and ECC in the Diagnostics of Cervical Lesions

Mario Preti (Italy)

16:50–17:10 Management of Cervical SIL

Mihaela Grigore (Romania)

17:10–17:30 Conisation: Cold Laser or LEEP

Murat Gultekin (Türkiye)

17:30–18:00 Questions and Answers

THURSDAY, FEBRUARY 26, 2026

Meeting Room 5+6

09:00–12:00 Workshop 4: Ultrasound: Uterine Tumours (IETA and MUSA Certificate)

Chairs: Daniela Fischerova (Czech Republic), Thierry Van den Bosch (Belgium)

09:00–09:30	IETA Basics – Terms, Definitions and Measurements <i>Thierry Van den Bosch (Belgium)</i>
09:30–10:00	Endometrial Cancer Staging <i>Elisabeth Epstein (Sweden)</i>
10:00–10:30	MUSA Basics – Terms, Definitions and Measurements <i>Thierry Van den Bosch (Belgium)</i>
10:30–11:00	Uterine Sarcomas – The Role of Imaging (ESGO-EURACAN-GCIG Uterine Sarcoma Guidelines) <i>Daniela Fischerova (Czech Republic)</i>
11:00–11:30	Interactive Practice Session – Real Clinical Case Scenarios, Practice of IETA and MUSA Terms <i>Elisabeth Epstein (Sweden)</i>
11:00–11:30	Interactive Practice Session – Real Clinical Case Scenarios, Practice of IETA and MUSA Terms <i>Daniela Fischerova (Czech Republic)</i>
11:30–12:00	The IETA, MUSA MCQ test <i>Thierry Van den Bosch (Belgium)</i>

Meeting Room 17

09:00–12:00 Workshop 8: Robotics Video Workshop

Chairs: Jordi Ponce (Spain), Nicolò Bizzarri (Italy)

09:00–09:20	Sentinel Node Tips and Tricks. Uterine Transposition. <i>Nicolò Bizzarri (Italy)</i>
09:20–09:35	Discussion
09:35–09:55	Single-Port Approaches (Tips and Tricks) <i>Jordi Ponce (Spain)</i>
09:55–10:10	Discussion
10:10–10:30	Extra-Peritoneal PND, PAND. Recurrent Ovarian Cancer in Pregnant Patient. Diaphragmatic Peritonectomy <i>Enrica Bentivegna (France)</i>
10:30–10:45	Discussion
10:45–11:05	Pelvic Exenteration. Transperitoneal PND, PAND. <i>Ligita Paskeviciute Frøding (Denmark)</i>
11:05–11:20	Discussion
11:20–11:40	IDS (Recto-Sigmoid Resection and Upper Abdominal Debulking). Recurrent Ovarian Cancer. <i>Andrea Rosati (Italy)</i>
11:55–12:00	Closure <i>Jordi Ponce (Spain), Nicolò Bizzarri (Italy)</i>

09:00–12:00 Special Session: Prevention Session

Chairs: Murat Gultekin (Türkiye), Maria Kyrgiou (United Kingdom)

09:00–09:10	WHO Cervical Cancer Elimination Programme: Current Update, World Status in Screening and Vaccination: How realistic is WHO Cervical Cancer Elimination Programme <i>Anne Marilys Corbex (Denmark)</i>
09:10–09:25	New HPV Screening Methods, DNA, mRNA and Self Tests <i>Marc Arbyn (Belgium)</i>
09:25–09:40	Management of CIN2: To Treat or Not to Treat <i>Maria Kyrgiou (United Kingdom)</i>
09:40–09:55	Vulvar Cancer: A Global Call for VSE <i>Mario Preti (Italy)</i>
09:55–10:10	Anal Intraepithelial Neoplasia Management and Follow-up during HPV Screening <i>Vesna Kesic (Serbia)</i>
10:10–10:20	Questions and Answers
10:20–10:35	New HPV Vaccines <i>Elmar Joura (Austria)</i>
10:35–10:50	Vaccination after Cervical Treatment – The NOVEL Trial <i>Maria Kyrgiou (United Kingdom)</i>
10:50–11:05	Vaccination after CIN and Cancer Treatments <i>Joanna Kacperczyk-Bartnik (Poland)</i>
11:05–11:20	Prevention of Surgical Complications <i>Dimitrios Haidopoulos (Greece)</i>
11:20–11:30	Questions and Answers
11:30–12:00	Interactive Colposcopy Cases <i>Mihaela Grigore (Romania), Vesna Kesic (Serbia)</i>

Meeting room 20

09:00–12:00 Special Session: TransLink Session*Chairs: Viola Heinzlmann-Schwarz (Switzerland), Vit Weinberger (Czech Republic)***09:00–09:20 ESGO TransLink Repository***Viola Heinzlmann-Schwarz (Switzerland)***09:20–09:30 Tumour-Infiltrating Lymphocytes Correlate with Response to First-Line Platinum-Based Chemotherapy in a Real-World Ovarian Cancer Cohort***Vit Weinberger (Czech Republic)***09:30–09:40 From Ascites to Precision Medicine: Ascitoid Models and Extracellular Vesicles in Ovarian Cancer***Vendula Hlavackova Pospichalova (Czech Republic)***09:40–09:50 Exploiting the Immunomodulatory Effects of PI3K/mTOR Inhibitors to Overcome Immune Checkpoint Blockade Resistance in Leiomyosarcoma***Wout De Wispelaere (Belgium)***09:50–11:00 Abstracts Submitted on Translational Research:****09:50–09:58 P03-06 / 384: Targeting urea cycle reverses paclitaxel resistance in TP53R273C-mut endometrial cancer driven by ASS1-enhanced ammonia metabolism***Yang Li (China)***09:58–10:06 eP03-122 / 1261: Clinical and prognostic impact of the MELF pattern of invasion in endometrioid endometrial carcinoma: A retrospective multivariable evaluation of histopathologic and molecular correlates***Tunç Timur (Türkiye)***10:06–10:14 eP03-102 / 1135: Metabolomic signatures of molecular classes in endometrial cancer with a focus on TP53-mutant tumors***Zehra Gul Ozcelebi (Türkiye)***10:14–10:22 eP12-046 / 1705: WomeEC, a novel IVD for endometrial cancer diagnosis***Eva Colas (Spain)***10:22–10:30 P12-04 / 493: Single-cell profiling guides a disease-tailored TCR-based immunotherapy for epithelial ovarian cancer***Maria Chiara Maffia (Italy)***10:30–10:38 P12-10 / 1445: Precision fertility-sparing treatment in endometrial cancer: a multi-omics, imaging, and organoid program to predict response and preserve reproductive potential.***Valentina Bruno (Italy)***10:38–10:46 eP12-11 / 585: Swiss-GO-08/OV-PRECISION: A randomized controlled swiss trial examining the benefit of multimodal guided therapy in ovarian cancer.***Francis Jacob (Switzerland)***10:46–10:54 P12-05 / 779: Impact of recent antibiotic exposure on gut microbiome dynamics and clinical outcomes in gynecologic cancer patients receiving immune checkpoint inhibitors***Hyun Jin Choi (Republic of Korea)*

Session Hall 1 (D1)**12:30–13:30 ESGO Colloquium 1: Non-Chemo Combination Treatments in Gynaecological Cancers***Chair: Christian Marth (Austria)***12:30–12:45 What Is the Role of Angiogenesis in Endometrial Cancer?***Frederik Marné (Germany)***12:45–13:00 How Does (Neo-)Adjuvant Therapy Influence First Line Therapy of Recurrent Endometrial Cancer?***Christian Marth (Austria)***13:00–13:15 Future Directions of Second Line Therapy of Endometrial Cancer***Shibani Nicum (United Kingdom)***13:15–13:30 Discussion****Session Hall 2 (Auditorium 10-12)****12:30–13:30 Industry Symposium 1 (non CME/CPD credit)****Session Hall 3 (D2)****12:30–13:30 Industry Symposium 2 (non CME/CPD credit)****Session Hall 1 (D1)****13:35–14:35 State of the Art Session 1: New ESGO Ovarian Cancer Guidelines: Practical Applications through Tumour-Board Simulation and Updated Care Algorithms – part I***Chairs: Ane Gerda Z Eriksson (Norway), Anna Fagotti (Italy), Kata Köblös, Hungary***13:35–13:45 Introduction and General Recommendations***Ane Gerda Zahl Eriksson (Norway), Anna Fagotti (Italy)***13:45–14:00 Updated Operative Report Incorporated in Cases***Martina Angeles Fite (Spain), Aleksandra Strojna (Germany), Tibor A. Zwimpfer (Switzerland)***14:00–14:35 Preoperative Work-Up; Primary Treatment Early Stage; Primary Treatment Advanced Stage***Ben Davidson (Norway), Daniela Fischerova (Czech Republic), Christina Fotopoulou (United Kingdom), Kata Köblös (Hungary), Domenica Lorusso (Italy), Philippe Morice (France), Isabelle Ray-Coquard (France), Vincent Vandecaveye (Belgium)*

Session Hall 2 (Auditorium 10-12)

13:35–14:35 Best Oral Session 1: Endometrial and Cervical Cancer*Chairs: Zoltan Novak (Hungary), Maria Kyrgiou (United Kingdom)*

13:35–13:45	B01-1 / 1391: Interim analysis of ultrasound-guided sentinel lymph node assessment in robotic surgery for uterine cancer: the R-LYNUS prospective study <i>Elena Teodorico (Italy)</i>
13:45–13:55	B01-2 / 730: No prognostic role for FIGO grading in mismatch repair deficient endometrial carcinomas <i>Famke Wakkerman (The Netherlands)</i>
13:55–14:05	B01-3 / 688: Old and new risk classification system for endometrial cancer: which predicts recurrence better? <i>Tommaso Occhiali (Italy)</i>
14:05–14:15	B01-4 / 1621: Extended follow-up of survival outcomes after a nationwide adoption of robotic minimally invasive surgery for early-stage cervical cancer in denmark – an update <i>Tine Schnack (Denmark)</i>
14:15–14:25	Discussant <i>Alejandra Martinez (France)</i>

Session Hall 3 (D2)

13:35–14:35 Scientific Session 1: Current and Future Landscape of Immunotherapy*Chairs: Anniina Färkkilä (Finland), Hanna Dahlstrand (Sweden)*

13:35–13:50	Current Landscape of Immunotherapy – Mind the Gap <i>Hanna Dahlstrand (Sweden)</i>
13:50–14:05	Ovarian Cancer and Immunotherapy – Can We Make it Successful? <i>Anniina Färkkilä (Finland)</i>
14:05–14:20	Immunotherapy in Gynaecologic Cancer – What's around the Corner? <i>Alexandra Leary (France)</i>
14:20–14:35	Discussion

Session Hall 1 (D1)

14:40–15:40 Debate 1: Should PARPi Be Included in the Treatment Options for pMMR Advanced/Recurrent Endometrial Cancer

Moderator: Toon Van Gorp (Belgium)

14:40–14:50 Setting the Scene in pMMR Advanced/Recurrent Endometrial Cancer

Toon Van Gorp (Belgium)

14:50–15:05 YES, We Need Both the PARP Inhibitor and the Immune Checkpoint Inhibitor during Maintenance!

Nicoletta Colombo (Italy)

15:05–15:20 NO, We Just Need the Immune Checkpoint Inhibitor during Maintenance!

Christian Marth (Austria)

15:20–15:40 Discussion

Session Hall 2 (Auditorium 10-12)

14:40–15:40 Video Session 1: Vaginal and Vulvar Cancer

Chairs: Pedro T. Ramirez (United States), Jordi Ponce (Spain)

14:40–14:50 VID1-1 / 333: Vulvar reconstruction using bilateral singapore island perforator flap. step-by-step technical description

Anne-Sophie Navarro (France)

14:50–15:00 VID1-2 / 647: Excision of an inguinal lymphadenopathy: surgical steps and tips and tricks to prevent lymphocele and lymphedema

Ana Luzarraga Aznar (Spain)

15:00–15:10 VID1-3 / 1503: Robotic assisted groin dissection by lateral approach

Monika Meena (India)

15:10–15:20 VID1-4 / 1593: Video endoscopic inguinal lymphadenectomy in vulvar cancer: step-by-step surgical technique

Maria Espías Alonso (Spain)

15:20–15:30 VID1-5 / 1641: Integrating minimally-invasive surgery and vulvoperineal access in exenterative surgery for recurrent vulval cancer: a video presentation

Alfonso Altieri (United Kingdom)

Session Hall 3 (D2)

14:40–15:40 Tumour Board 1: Management of Oligometastatic Recurrent Disease in Ovarian Cancer

Chairs: Viola Heinzlmann-Schwarz (Switzerland), David Viveros-Carreño (Colombia)

14:40–14:50 Case Presentation

David Viveros-Carreño (Colombia)

14:50–15:10 Surgery for Oligometastatic Ovarian Cancer Recurrence

Christina Fotopoulou (United Kingdom)

15:10–15:30 Radiotherapy for Oligometastatic Ovarian Cancer Recurrence

Viola Heinzlmann-Schwarz (Switzerland)

15:30–15:40 Discussion

Session Hall 1 (D1)

16:00–17:00 Grand Rounds 1: Ovarian Cancer*Chairs: Trine Jakobi Nøttrup (Denmark), Philipp Harter (Germany)***16:00–16:02 Introduction***Trine Jakobi Nøttrup (Denmark)***16:02–16:09 Patient story***Lise Dons (Denmark)***16:09–16:17 Predictive Markers for the Choice of Systemic Therapy***Iain McNeish (United Kingdom)***16:17–16:25 Impact of Surgery – Primary and Secondary Debulking***Philipp Harter (Germany)***16:25–16:33 Side Effects***Basel Refky (Bahrain)***16:33–17:00 Discussion**

Session Hall 2 (Auditorium 10-12)

16:00–17:00 Mini Oral Session 1: Miscellaneous*Chairs: Nikolaos Thomakos (Greece), Mario Preti (Italy)***16:00–16:07 MO1-1 / 521: Microscopic assessment of lymph node status in gynecological malignancies using full-field optical coherence tomography***Matteo Pavone (Italy)***16:07–16:14 MO1-2 / 1476: Assessment of the prevalence and clinical relevance of homologous recombination deficiency in molecularly and clinicopathologically characterized endometrial cancer patients: an austrian multicentre cohort study***Magdalena Postl (Austria)***16:14–16:21 MO1-3 / 906: ROSELLA (GOG3073, engotov72, APGOT-OV10): a phase 3 study of relacorilant + nab-paclitaxel in patients with platinum-resistant ovarian cancer***Domenica Lorusso (Italy)***16:21–16:28 MO1-4 / 1386: Molecular biomarkers in prognosis, prediction and treatment of vulvar cancer: an umbrella review of one of the rarest gynecological cancers***Rita Trozzi (Italy)***16:28–16:35 MO1-5 / 447: Long-term follow-up of the groningen international studies on sentinel nodes in vulvar cancer (GROINSS-V I & II): outcomes for patients with sentinel node metastases***Willemijn L. van der Kolk (The Netherlands)***16:35–16:42 MO1-6 / 1023: Pelvic exenteration for vulvar cancer: survival and morbidity outcomes from the COREPEX (complications and recurrence after pelvic exenteration) project***Diana Zach (Sweden)***16:42–16:49 MO1-7 / 1048: The RECOVER study: preoperative frailty as a predictor of surgical-site complications after vulvectomy – A retrospective cohort of 761 patients***Simona Maria Fragomeni (Italy)*

- 16:49–16:56 **M01-8 / 1316: Hybrid versus technetium-99m tracers for sentinel lymph node mapping in early-stage vulvar cancer: a retrospective single-centre cohort study**
Cristina Celada Castro (Spain)

Session Hall 3 (D2)

- 16:00–17:00 Scientific Session 2: Pushing the Boundaries**
Chairs: Frederic Amant (Belgium), Olga P. Matylevich (Belarus)

- 16:00–16:15 **Vaginal Cancer: Breakthroughs, Challenges, and Future Directions – A 20-Year Journey**
Olga P. Matylevich (Belarus)
- 16:15–16:30 **Surgery in the Old and Frail Population**
Frederic Amant (Belgium)
- 16:30–16:45 **Surgery in the (Very) Obese Patient Population**
Michael J. Halaska (Czech Republic)
- 16:45–17:00 **Discussion**

Session Hall 1 (D1)

- 17:05–18:05 Grand Rounds 2: Ovarian Cancer**
Chairs: Isabelle Ray-Coquard (France), Shibani Nicum (United Kingdom)

- 17:05–17:07 **Introduction**
Shibani Nicum (United Kingdom)
- 17:07–17:15 **Maintenance Therapy in First-line – What Are the Unmet Needs**
Isabelle Ray-Coquard (France)
- 17:15–17:23 **PARPi Resistance – How to Treat**
Jonathan Andrew Ledermann (United Kingdom)
- 17:23–17:31 **Novel Agents / Side Effects**
Shibani Nicum (United Kingdom)
- 17:31–17:39 **Patients' Quality of Life**
Jalid Sehouli (Germany)
- 17:39–18:05 **Discussion**

Session Hall 2 (Auditorium 10-12)

17:05–18:05	Scientific Session 3: Complications & Symptom Support in Gynaecological Oncology: Profiles, Pitfalls, and Perspectives <i>Chairs: Basel Refky (Bahrain), Houssein El Hajj (France)</i>
17:05–17:20	Profiles of Surgical Complications in Gynaecological Oncology <i>Christina Fotopoulou (United Kingdom)</i>
17:20–17:35	The Impact of Complications on the Surgeon’s Life <i>Basel Refky (Bahrain)</i>
17:35–17:50	What Not to Do in Case of Complications <i>Houssein El Hajj (France)</i>
17:50–18:05	Discussion

Session Hall 3 (D2)

17:05–18:05	Scientific Session 4: Biomarkers and Personalised Surgery as Advancements in Precision Oncology <i>Chairs: Anniina Färkkilä (Finland), Angela Collarino (Italy)</i>
17:05–17:15	Introduction into Precision Oncology – What Are the Gaps? <i>Anniina Färkkilä (Finland)</i>
17:15–17:35	Current and Future Biomarkers in Gyn Cancer <i>Iain McNeish (United Kingdom)</i>
17:35–17:55	Molecular Image-Guided Surgery in the Era of Precision Oncology <i>Angela Collarino (Italy)</i>
17:55–18:05	Discussion

Session Hall 1 (D1)

18:10–19:00	Opening Ceremony <i>Chairs: Anna Fagotti (Italy), Mansoor Raza Mirza (Denmark)</i>
18:10–18:15	Welcome Address <i>Anna Fagotti (Italy), Mansoor Raza Mirza (Denmark), Viola Heinzelmann-Schwarz (Switzerland)</i>
18:15–18:20	IJGC Awards <i>Pedro T. Ramirez (United States)</i>
18:20–18:35	Special Guest

Session Hall 1 (D1)

08:30–10:35 Live Surgery Transmission

Chairs: Maja Pakiz (Slovenia), Ane Gerda Z Eriksson (Norway)
Moderators: Thomas Ind (United Kingdom), Mikkel Rosendahl (Denmark)

08:30–09:30	Vulvar Cancer <i>Ligita Paskeviciute Frøding (Denmark)</i>
08:30–10:30	Advanced Ovarian Cancer <i>Mikkel Rosendahl (Denmark)</i>
09:30–10:30	Sentinel Lymph Node in Endometrial Cancer <i>Henrik Falconer (Sweden)</i>

Session Hall 2 (Auditorium 10-12)

08:30–09:30 State of the Art Session 2: ESGO-ESTRO-ESP Guidelines on Endometrial Cancer and FIGO Staging in Light of Molecular Classification and Tumour Biology

Chairs: Nicole Concin (Austria), Xavier Matias-Guiu (Spain), Remi Nout (The Netherlands), Eleftheria Yiamarelos Koukoura (Greece)

08:30–08:40	Molecular Classification: Why? When? How? <i>Tjalling Bosse (Belgium)</i>
08:40–08:50	Tumour Biology beyond Molecular Classification: The Role of LVS <i>Ilaria Capasso (Italy)</i>
08:50–09:00	Low-Grade Endometrioid Carcinoma of Both, the Endometrium and the Ovary <i>Xavier Matias Guiu (Spain)</i>
09:00–09:10	The Old and the New Found: ER and PR Receptor <i>Nicole Concin (Austria)</i>
09:10–09:25	Discussion
09:25–09:30	Endometrial Cancer Mobile App Update 2025 <i>Enora Laas (France), Richard Schwameis (Austria)</i>

Session Hall 3 (D2)

08:30–09:30 Mini Oral Session 2: Cervical Cancer*Chairs: Daniela Fischerova (Czech Republic), Olga P. Matylevich (Belarus)*

- | | |
|-------------|---|
| 08:30–08:37 | MO2-1 / 1289: GO–digital: prompt-based information extraction from gynecologic oncology reports using llms and a clinical decision-support dashboard
<i>Massimo Criscione (Italy)</i> |
| 08:37–08:44 | MO2-2 / 1645: HPV-related cancers and second primary events in the E3N french prospective cohort
<i>Laurane Edoth (France)</i> |
| 08:44–08:51 | MO2-3 / 1623: Opportunistic cytology versus self-sampling – the future of cervical cancer screening in poland
<i>Krzysztof Nowosielski (Poland)</i> |
| 08:51–08:58 | MO2-4 / 898: Urine and vaginal self-sampling to encourage participation in cervical screening in current non-attenders.
<i>Jiexin Cao (United Kingdom)</i> |
| 08:58–09:05 | MO2-5 / 950: Predicting lymph node metastasis in operable cervical cancer: external validation of a preoperative model to identify patients at risk for dual surgical and radiotherapeutic treatment
<i>Nuria Agusti Garcia (United States)</i> |
| 09:05–09:12 | MO2-6 / 679: Updated survival analysis of cadonilimab (AK104) monotherapy in recurrent or metastatic cervical cancer: focus on complete responders
<i>Xiaohua Wu (China)</i> |
| 09:12–09:19 | MO2-7 / 1462: The mechanism of apatinib reprogramming arginine metabolism in cervical cancer to enhance the anti-tumor effect of anti-PD-1 immunotherapy
<i>Lin Zhou (China)</i> |
| 09:19–09:26 | MO2-8 / 311: Survivorship clinic for long-term survivors of gynecological cancer: first multicenter interventional trial evaluating a novel systematic gynecological cancer survivorship program
<i>Hannah Woopen (Germany)</i> |

Session Hall 2 (Auditorium 10-12)

09:35–10:35 Debate 2: Is Selective Peritonectomy Equally Good Compared to Total Peritonectomy?*Moderator: Pernille Tine Jensen (Denmark)*

- | | |
|-------------|---|
| 09:35–09:55 | PRO
<i>Aditi Bhatt (India)</i> |
| 09:55–10:15 | CON
<i>Nadeem R. Abu-Rustum (United States)</i> |

Session Hall 3 (D2)

09:35–10:35 Scientific Session 5: Management of Rare Tumours	
<i>Chairs: Isabelle Ray-Coquard (France), Joanna Kacperczyk-Bartnik (Poland)</i>	
09:35–09:50	Precision Medicine in Rare Uterine Malignancies: Endometrial Stromal Sarcoma and Carcinosarcoma <i>Isabelle Ray-Coquard (France)</i>
09:50–10:05	Managing Clear Cell Carcinomas of the Cervix and Endometrium <i>David SP Tan (Singapore)</i>
10:05–10:20	Rare Ovarian Tumours in Pregnancy. A Multidisciplinary Approach to Complex Cases <i>Joanna Kacperczyk-Bartnik (Poland)</i>
10:20–10:35	Discussion

Session Hall 1 (D1)

11:00–12:00 Colloquium 2: HER2-Directed Therapies and Biomarker Testing in Gynaecological Cancers	
<i>Chair: Alexandra Leary (France)</i>	
11:00–11:15	HER2 Testing as Biomarker <i>Xavier Matias-Guiu (Spain)</i>
11:15–11:30	Development of HER2 Guided Therapies in Gynaecological Cancers <i>Alexandra Leary (France)</i>
11:30–11:45	Currently Recruiting Trials in Gynaecological Cancers <i>David SP Tan (Singapore)</i>

Session Hall 2 (Auditorium 10-12)

11:00–12:00 Industry Symposium 3 (non CME/CPD credit)

Session Hall 3 (D2)

11:00–12:00 Industry Symposium 4 (non CME/CPD credit)

Session Hall 1 (D1)

12:05–13:05 Scientific Session 6: Updates on the Latest Clinical Trials that Have Changed Our Disease Management*Chairs: Domenica Lorusso (Italy), Jonathan Andrew Ledermann (United Kingdom)***12:05–12:25 The Most Relevant Trials that Have Changed Our Disease Management in Ovarian Cancer***Jonathan Andrew Ledermann (United Kingdom)***12:25–12:45 The Most Relevant Trials that Have Changed Our Disease Management in Endometrial cancer***Domenica Lorusso (Italy)***12:45–13:05 The Most Relevant Trials that Have Changed Our Disease Management in Cervical Cancer***Ilaria Colombo (Switzerland)*

Session Hall 2 (Auditorium 10-12)

12:05–13:05 Grand Rounds 3: Vulvar Cancer*Chairs: Maaïke Oonk (The Netherlands), Sven Mahner (Germany)***12:05–12:07 Introduction***Sven Mahner (Germany)***12:07–12:12 Patient Story***Sonia Rademaekers (Belgium)***12:12–12:20 Development in Sentinel Node Procedure***Maaïke Oonk (The Netherlands)***12:20–12:28 Management of Early Stage Disease***Sven Mahner (Germany)***12:28–12:36 Chemoradiation for Locally Advanced Disease***Cyrus Chargari (France)***12:36–12:44 Novel Agents in the Pipeline***Viola Heinzlmann-Schwarz (Switzerland)***12:44–13:00 Discussion**

Session Hall 3 (D2)

12:05–13:05 Best Three Minutes Presentations*Chairs: Philippe Morice (France), Martina Angeles Fite (Spain)***12:05–12:10 B3M-01 / 348: Transforming ovarian cancer diagnostic pathways (SONATA): ROMA versus CA125 in community setting for diagnosis of ovarian and uterine cancer, real-world prospective diagnostic test accuracy study: preliminary analysis of secondary outcome***Sudha Sundar (United Kingdom)*

- 12:10–12:15 **B3M-02 / 723: Mind the gap: emergency admissions and survival inequities in ovarian cancer: a national population-based study using routinely collected data in England.**
Georgia Zachou (United Kingdom)
-
- 12:15–12:20 **B3M-03 / 1403: AI-driven prediction of ovarian cancer biology from diagnostic laparoscopy: preliminary results of the PANTHER-AI project**
Alice Zampolini Faustini (Italy)
-
- 12:20–12:25 **B3M-04 / 116: Neoadjuvant chemotherapy with interval debulking surgery in elderly women with advanced ovarian, fallopian tube, or primary peritoneal cancer: real-world evidence from Japan**
Hiroko Machida (Japan)
-
- 12:25–12:30 **B3M-05 / 814: Results from the first-in-human phase 1 study of LY4170156, a folate receptor alpha-targeting antibody drug conjugate, in ovarian cancer patients previously exposed to antibody drug conjugate therapy**
Ainhua Madariaga (Spain)
-
- 12:30–12:35 **B3M-06 / 1058: The impact of clinical sample collection timing on FRa expression and mirvetuximab soravtansine patient outcomes in the MIRASOL (GOG 3045/ENGOT-ov55) trial**
Sabrina C. Cecere (Italy)
-
- 12:35–12:40 **B3M-07 / 675: Temporal heterogeneity in antibody–drug conjugate targets in paired primary and recurrent ovarian cancer samples**
Yana Ma (China)
-
- 12:40–12:45 **B3M-08 / 1493: What defines infiltrative invasion as a poor prognostic factor in primary mucinous ovarian cancer? – A multicentre retrospective cohort**
Tejumola Olaoye (United Kingdom)
-
- 12:45–12:50 **B3M-09 / 163: Efficacy and safety of immune checkpoint inhibitors in clear cell ovarian cancer: A systematic review and meta-analysis of phase II clinical trials**
Mariana Macambira Noronha (Brazil)
-
- 12:50–12:55 **B3M-10 / 270: Levonorgestrel-releasing intrauterine device alone for managing early-stage endometrial cancer and endometrial hyperplasia with atypia in patients unfit for surgery: the endoiud study.**
Martina Arcieri (Italy)
-
- 12:55–13:00 **B3M-11 / 1321: Clinical activity of ACR-368 in patients with endometrial carcinoma prospectively selected by oncosignature – a phase 2 study – ACR-368-201/GOG3082 (NCT05548296)**
Panagiotis Konstantinopoulos (United States)
-
- 13:00–13:05 **B3M-12 / 1356: Improving endometrial cancer assessment by combining the new technique of genomic profiling with surgical extra uterine disease assessment (EUGENIE).**
Rita Trozzi (Italy)
-

Session Hall 1 (D1)

13:50–14:50 ESGO Colloquium 3: The Future of Ovarian Cancer: ADC and Beyond

Chair: Ilaria Colombo (Switzerland)

13:50–14:05 What Are the Most Promising ADC for Gynaecological Cancer?

Isabelle Ray-Coquard (France)

14:05–14:20 How to Manage ADC in Clinical Practice: From Safety to Sequence

Frederik Marmé (Germany)

14:20–14:35 Beyond ADC? Which Drugs in the Future for Ovarian Cancers Patients?

Ilaria Colombo (Switzerland)

14:35–14:50 Discussion

Session Hall 2 (Auditorium 10-12)

13:50–14:50 Industry Symposium 5 (non CME/CPD credit)

Session Hall 1 (D1)

14:55–15:55 Grand Rounds 4: Cervical Cancer

Chairs: Domenica Lorusso (Italy), Ignacio Zapardiel (Spain)

14:55–14:57 Introduction

Domenica Lorusso (Italy)

14:57–15:02 Patient Story

Anne de Middelaeler (Belgium)

15:02–15:09 Preventable Disease – Vaccination Programmes

Murat Gültekin (Türkiye)

15:09–15:16 Management of Early Stage Disease

Ignacio Zapardiel (Spain)

15:16–15:23 Chemoradiation for Locally Advanced Disease

Primož Petric (Switzerland)

15:23–15:30 Induction Therapy for Locally Advanced Disease

Nicoletta Colombo (Italy)

15:30–15:37 The Role of Immunotherapy in Cervical Cancer

Domenica Lorusso (Italy)

15:37–15:55 Discussion

Session Hall 2 (Auditorium 10-12)

14:55–15:55 Scientific Session 7: Potential of AI in Theatre

Chairs: Andrea Rosati (Italy), Alexander Shushkevich (Germany)

14:55–15:10 From Data to Decisions: AI Empowering Surgical Decision-Making and Image Guided Surgery

Andrea Rosati (Italy)

15:10–15:25	Boosting the OR: AI-Driven Efficiency and Surgical Performance <i>Alexander Shushkevich (Germany)</i>
15:25–15:40	Synthetic Data and AI-Based Skill Assessment: The Future of Training in Gynae-Onc Surgery <i>Keno März (Germany)</i>
15:40–15:55	Discussion

Session Hall 3 (D2)

14:55–15:55 Mini Oral Session 3: Ovarian Cancer

Chairs: Álvaro Tejerizo García (Spain), David Viveros-Carreño (Colombia)

14:55–15:02	MO3-1 / 39: Cancer risk associated with hormonal contraceptive use in BRCA1/2 pathogenic variant carriers: A big data study <i>Chen Nahshon (Israel)</i>
15:02–15:09	MO3-2 / 1579: SUROVA predictive score for postoperative complications after primary cytoreductive surgery in advanced ovarian cancer <i>Enrique Chacon (Spain)</i>
15:09–15:16	MO3-3 / 1336: Identification of patients with advanced ovarian cancer (AOC) and high risk for morbidity and mortality undergoing primary therapy in a specialized ESGO certificated tertiary cancer center. <i>Florian Heitz (Germany)</i>
15:16–15:23	MO3-4 / 310: Efficacy and safety of fuzuloparib combined with bevacizumab as maintenance treatment for PARP inhibitor-pretreated platinum-sensitive recurrent ovarian cancer: a phase II study <i>Dongling Zou (China)</i>
15:23–15:30	MO3-5 / 1363: RECOVER (recurrence ovarian cancer real life): A MITO (multicenter italian trials in ovarian cancer) real-world study comparing cytoreductive surgery and chemotherapy in platinum-sensitive recurrent ovarian cancer with known BRCA status <i>Andrea Rosati (Italy)</i>
15:30–15:37	MO3-6 / 274: Randomized phase II study of P62/SQSTM1-encoding plasmid (elenagen) in combination with gemcitabine for platinum-resistant ovarian cancer <i>Gabriel Levin (Canada)</i>
15:37–15:44	MO3-7 / 1057: Efficacy, safety, and quality of life in patients aged ≥75 years in MIRASOL (GOG 3045/ENGOT-ov55): mirvetuximab soravtansine vs investigator's choice chemotherapy in folate receptor alpha-positive platinum-resistant ovarian cancer <i>Annamaria Ferrero (Italy)</i>
15:44–15:51	MO3-8 / 202: Mocertatug rezetecan, a B7-H4-targeted antibody-drug conjugate, in combination with bevacizumab in patients with platinum-sensitive ovarian cancer: results from a phase I study <i>Changyu Wang (China)</i>

16:15–17:15 Best Oral Session 2: Ovarian Cancer*Chairs: David Cibula (Czech Republic), Aleksandra Strojna (Germany)*

16:15–16:25 **B02-1 / 526: Pembrolizumab vs placebo plus weekly paclitaxel ± bevacizumab in platinum-resistant recurrent ovarian cancer: final analysis results from the randomized double-blind phase 3 ENGOT-ov65/KEYNOTE-B96 study**

Nicoletta Colombo (Italy)

16:25–16:35 **B02-2: ICON8B: GCIg phase III evaluation of first-line weekly dose-dense chemotherapy and bevacizumab in high-risk stage III-IV ovarian cancer. Final Overall Survival (OS) and exploratory analysis by KELIM chemosensitivity/interval surgical cytoreduction.**

Andrew Clamp (United Kingdom)

653: Impact of KELIM chemosensitivity and interval cytoreduction on survival outcomes from neoadjuvant weekly dose-dense paclitaxel +/- bevacizumab: pooled analysis of ICON8 and ICON8B phase III trials.

405: ICON8B: GCIg phase III randomised trial comparing first-line weekly dose-dense chemotherapy + bevacizumab to three-weekly chemotherapy + bevacizumab in high-risk stage III-IV epithelial ovarian cancer: final overall survival (OS) analysis

16:35–16:45 **B02-3 / 836: Impact of HIPEC on survival and morbidity after interval debulking surgery (RO) in ECOG 0–1 patients with advanced ovarian cancer: analysis of the international SUROVA study**

Nabil Manzour (Spain)

16:45–16:55 **B02-4 / 1408: TRUST: trial of radical upfront surgical therapy in advanced ovarian cancer (ENGOT ov33 / AGO-OVAR OP7)**

Berit Jul Mosgaard (Denmark)

16:55–17:05 **Discussant**

Frederik Marme (Germany)

Session Hall 2 (Auditorium 10-12)

16:15–17:15 **Video Session 2: Ovarian Cancer**

Chairs: Nicolo Bizzarri (Italy), Christina Fotopoulou (United Kingdom)

16:15–16:25 **The Applications of Dynamic Cell Imaging in Ovarian Cancer**

Nicolo Bizzarri (Italy)

16:25–16:35 **VID2-1 / 53: Approach to the hepato-gastric region in ovarian cancer**

Giulio Ricotta (France)

16:35–16:45 **VID2-2 / 1008: Laparoscopic assessment of resectability in ovarian cancer: A 10-step standardized approach.**

Charlotte Chabert (France)

16:45–16:55 **VID2-3 / 1207: Robotic approach to secondary cytoreduction with distal gastrosplenopancreatectomy in recurrent high-grade serous ovarian cancer**

Silvio Russo (Italy)

16:55–17:05 **VID2-4 / 1308: Laparoscopic management of bulky para-aortic nodal disease in primary ovarian cancer: A ten step video demonstration**

Valerio Gallotta (Italy)

16:15–16:25 **VID2-5 / 1733: Exploratory laparoscopy for tubo-ovarian malignancy.**

Witold Gertych (France)

Session Hall 3 (D2)

16:15–17:15 **Scientific Session 8: Optimising the Patient-Physician Communication in a Shared Decision and Integrative Patient Care (organised by ENGAGe)**

Chairs: Kim Hulscher (The Netherlands), Houssein El Hajj (France)

16:15–16:30 **The Patient Journey in Gynaecological Oncology: From Prevention to Diagnosis, Treatment, and Palliative Care**

Kim Hulscher (The Netherlands)

16:30–16:45 **Managing Patients at Risk or with Preinvasive Gynaecological Lesions: Navigating the Challenges of Long-Term Follow-Up and Diagnostic Uncertainty**

Houssein El Hajj (France)

16:45–17:00 **Shared Decision-Making in Gynaecological Oncology: Enhancing Patient-Physician Collaboration**

Annemijn Aarts (The Netherlands)

17:00–17:15 **Integrating Palliative Care and Maintenance Therapy: Supporting Patients beyond Curative Treatment**

Vesna Kesic (Serbia)

17:20–17:50 Moderated Poster Walks 1: Rare Tumours*Moderator: Angelica Nogueira Rodrigues (Brazil)***P06-63 / 1410: EXPRESSION VIII: final results of the individual perception and level of information of patients with borderline tumor of the ovary***Sara Alavi-Demiroi (Germany)***P11-03 / 945: Timing measurement of inhibin B in surveillance after fertility-sparing surgery for granulosa cell tumors – a systematic review***Katrine Fuglsang (Denmark)***P11-04 / 1642: Uterine leiomyosarcoma: independent prognostic factors for overall and recurrence-free survival in a large international cohort***Chloé Marechal (The Netherlands)***P01-02 / 55: Evaluation of prognoses in patients with de novo metastatic small cell cervical cancer***Baki Erdem (Türkiye)***P06-59 / 1349: Frequency and clinical management of preneoplastic tubal lesions: a retrospective study.***Asia Giacalone (Italy)***17:20–17:50 Moderated Poster Walks 2: Surgery***Moderator: Michael J. Halaska (Czech Republic)***P15-05 / 744: Effectiveness of wound drains in preventing surgical site infections among obese gynecological cancer patients undergoing laparotomy: an open-label randomized trial***Vasilios Pergialiotis (Greece)***P06-17 / 419: The prognostic impact of coeliac lymph node involvement in advanced ovarian cancer.***Pauline Prost (France)***P01-07 / 746: Effectiveness and survival differences comparing sentinel lymph node biopsy and lymphadenectomy in patients undergoing radical hysterectomy for cervical cancer in the US***Alex Ede Rosenthal Powers (United States)***P03-18 / 934: Should we continue performing omentectomy in high-grade endometrial cancer? A retrospective single-centre analysis***Juan Carlos Torrejon-Becerra (Spain)***P01-06 / 651: Long-term lymphedema and quality of life following lymph node staging in early cervical cancer: 3 years follow-up in the prospective multicenter SENTIREC CERVIX study***Eva Bjerre Ostenfeld (Denmark)*

17:20–17:50 Moderated Poster Walks 3: Translational and Targeted Therapies*Moderator: Vit Weinberger (Czech Republic)***P11-02 / 144: Molecular landscape of endometrial stromal tumors***Marta Brunetti (Norway)***P12-01 / 252: Clinical and genomic characteristics of gynaecological cancer patients in the IMPRESS-norway trial – a national precision oncology trial exploring new indications***Cecilie Fredvik Torkildsen (Norway)***P02-05 / 1195: External multicentric validation of a radiomic-based classifier and comparison with IOTA-ADNEX classifier in thousand women with adnexal masses***Lucia Zanchi (Italy)***P03-16 / 917: The PROMISE-EC study. prognostic impact of molecular classification in the sentinel node era in endometrial cancer.***Francesco Fanfani (Italy)***P06-10 / 288: NAPISTAR 1-01: A Phase 1 dose escalation study of TUB-040, a novel NaPi2b-targeting exatecan antibody-drug conjugate in patients with platinum-resistant high grade serous ovarian carcinoma.***Jalid Sehouli (Germany)***17:20–17:50 Moderated Poster Walks 4: Clinical Management and Quality of Life***Moderator: Álvaro Tejerizo García (Spain)***P15-03 / 277: Assessing gender and regional diversity in ESGO and ENYGO membership and governance: A 12-year perspective***Tibor A Zwimpfer (Switzerland)***P15-08 / 853: Preliminary outcomes of a nurse-led digital chatbot for women with suspected gynaecologic cancer: improving anxiety, satisfaction, and care continuity***Claudio Morelli (Italy)***P10-02 / 319: Utilisation of patient-reported outcome measures for women with low health literacy in gynaecological oncology – a mixed-methods study***Dachel Dominique Seeratan (The Netherlands)***P06-20 / 475: Final analysis on efficacy the NOGGO PERCEPTION – phase II investigational study of pembrolizumab in combination with chemotherapy in platinum-sensitive recurrent low-grade serous ovarian cancer***Jacek P. Grabowski (Germany)***P03-03 / 376: Integrating molecular and pathological predictors of sentinel node involvement in early-stage endometrial cancer***Giorgio Bogani (Italy)*

17:50–18:20 Moderated Poster Walks 5: ePosters*Moderator: Jalid Sehouli (Germany)*

eP05-028 / 816: Re-irradiation with stereotactic radiotherapy for positive and close margins after pelvic exenteration for recurrent gynaecological cancer

Sebnem Selek (United Kingdom)

eP09-004 / 143: Metabolic dysfunction-associated steatotic liver disease (MASLD) and risk of gynecologic cancer: A korean nationwide cohort study

Jimin Ahn (Republic of Korea)

eP10-026 / 1254: Quadrimodal prehabilitation including occupational therapy to improve outcomes in frail oncogynaecological patients before cancer surgery

Markéta Malecová Polková (Czech Republic)

eP01-110 / 1676: The influence of preoperative conization on the treatment of IB1–IB2 cervical cancer in a brazilian oncology center

Ana Carla Ubinha (Brazil)

eP09-006 / 201: Acceptability of cervical cancer self-screening in singapore

Ming Fen Grace Chan (Singapore)

Session Hall 1 (D1)

09:00–10:00 State of the Art Session 3: New ESGO Ovarian Cancer Guidelines: Practical Applications through Tumour-Board Simulation and Updated Care Algorithms – part I

Chairs: Ane Gerda Z Eriksson (Norway), Anna Fagotti (Italy), Linda Snoep (The Netherlands)

09:00–09:10 Introduction and General Recommendations

Ane Gerda Zahl Eriksson (Norway), Anna Fagotti (Italy)

09:10–09:25 Updated Operative Report Incorporated in Cases

Martina Angeles Fite (Spain), Aleksandra Strojna (Germany), Tibor A. Zwimpfer (Switzerland)

09:25–10:00 Cancer Care Plan; Post-Op Treatment Advanced Stage & Oligoprogressive Disease; Recurrent Disease; Palliative Treatment/Best Supportive Care

Antonio Gonzalez Martin (Spain), Philipp Harter (Germany), Viola Heinzelmann-Schwarz (Switzerland), Jonathan Andrew Ledermann (United Kingdom), Christian Marth (Austria), Remi Nout (The Netherlands), Jalid Sehouli (Germany), Linda Snoep (The Netherlands)

Session Hall 2 (Auditorium 10-12)

09:00–10:00 Video Session 3: Miscellaneous

Chairs: Thomas Ind (United Kingdom), Mikkel Rosendahl (Denmark)

09:00–09:10 VID3-1 / 514: Robotic-assisted uterine transposition for fertility preservation in patients treated with radiotherapy for pelvic malignancies: from transposition to repositioning.

Chiara Innocenzi (Italy)

09:10–09:20 VID3-2 / 669: Lighting the way: indocyanine green-guided laparoscopic transabdominal cerclage in pregnancy after fertility-sparing treatment for cervical cancer.

Nicola Macellari (Italy)

09:20–09:30 VID3-3 / 755: Single-port robotic orthotopic ovarian tissue autotransplantation: A step-by-step case report

Riccardo Vizza (Italy)

09:30–09:40 VID3-4 / 1471: Key pelvic nerve anatomy regarding low anterior resection syndrome: A surgical demonstration for nerve preservation in pelvic surgery

Manel Montesinos-Albert (Spain)

09:40–09:50 VID3-5 / 769: Laparoscopic resection of a presacral pelvic schwannoma presenting with pain and neurological symptoms

Özgün Ceylan (Türkiye)

Session Hall 3 (D2)

09:00–10:00 Scientific Session 9: Beyond Survival: Redefining Success Through Quality of Life in Gynaecological Oncology (organised by ENGAGE)

Chairs: Icó Tóth (Hungary), Philippe Morice (France)

09:00–09:20 **Quality of Life at the Forefront: Redefining Research and Regulation**

Nadeem R. Abu-Rustum (United States)

09:20–09:40 **Holistic Recovery: The New Standard of Success in Gynaecologic Oncology**

Kathrin Kirchheiner (Austria)

09:40–09:55 **Patients' Voices Are Shaping the System: From Tokenism to Co-Creation**

Icó Tóth (Hungary)

09:55–10:00 **Discussion**

Session Hall 1 (D1)

10:05–11:05 Presidential and Awards Session

Chairs: Anna Fagotti (Italy), Maja Pakiz (Slovenia)

10:05–10:15 **ESGO Helga Salvesen Translational Research Award**

Maja Pakiz (Slovenia), Frederic Amant (Belgium)

10:15–10:25 **ESGO Giovanni Scambia Award for Exceptional Mentorship**

Aleksandra Strojna (Germany), Joanna Kaczperczyk-Bartnik (Poland), Pedro T. Ramirez (USA)

10:25–10:35 **Laudation Speech for ESGO President**

Nicolo Bizzarri, Francesco Fanfani, Claudia Marchetti (Italy)

10:35–11:00 **Presidential Lecture**

Anna Fagotti (Italy)

Session Hall 1 (D1)

11:30–12:30 Industry Symposium 6 (non CME/CPD credit)

Session Hall 1 (D1)

12:35–13:35 Debate 3: Do We Really TRUST Radical Surgery in Advanced Ovarian Cancer?

Moderator: Pedro T. Ramirez (United States)

12:35–12:55 **Ovarian Cancer Surgery in the Best Interest of the Patient (PRO)**

Sven Mahner (Germany)

12:55–13:15 **Is TRUST Actually TRUSTworthy?**

Suk-Joon Chang (Republic of Korea)

12:35–13:35 Video Session 4: Cervical and Endometrial Cancer

Chairs: Ignacio Zapardiel (Spain), Dimitrios Haidopoulos (Greece)

12:35–12:45 Radical Management of Cervical Cancer at 20th Week of Gestation

Ignacio Zapardiel (Spain)

12:45–12:55 VID4-1 / 89: Double-barreled wet colostomy in ten steps

Maria Selloua (France)

12:55–13:05 VID4-2 / 157: Laparoscopic vesicovaginal fistula repair in a patient with a history of radiotherapy for cervical cancer

Selcuk Erkillinc (Türkiye)

13:05–13:15 VID4-3 / 990: Laparoscopic sentinel lymph node biopsy and pelvic lymphadenectomy for early- stage cervical adenocarcinoma during pregnancy

Piercarlo Zorzato (Italy)

13:15–13:25 VID4-4 / 644: Pelvic sentinel lymph node dissection using vNOTES assisted by single-port robotic system: video demonstration of a novel minimally invasive technique

Louise Moniod (France)

13:25–13:35 VID4-5 / 1307: Keeping it MIS: suprapubic uterine manipulation technique

Maureen Byrne (United States)

12:35–13:35 Mini Oral Session 4: Endometrial Cancer*Chairs: Hanna Dahlstrand (Sweden), Alexander Shushkevich (Germany)*

- | | |
|-------------|--|
| 12:35–12:42 | MO4-1 / 81: Sentinel node positive POLE-mutated endometrial cancer
<i>Giorgio Bogani (Italy)</i> |
| 12:42–12:49 | MO4-2 / 794: POLARIX: POLE-mutation analysis by rapid image-based screening in endometrial cancer
<i>Nikki van den Berg (The Netherlands)</i> |
| 12:49–12:56 | MO4-3 / 1242: Prognostic role of LVSI quantification assessed prospectively; results from the PORTEC-4a trial
<i>Anne Sophie Van Den Heerik (The Netherlands)</i> |
| 12:56–13:03 | MO4-4 / 217: A multicenter retrospective study comparing one step nucleid amplification (OSNA) and conventional ultrastaging for sentinel lymph node assessment in early-stage endometrial cancer
<i>Elvira Vallés Núñez (Spain)</i> |
| 13:03–13:10 | MO4-5 / 429: Morbidity reduction using sentinel lymph node biopsy in intermediate and high-risk early-stage endometrial cancer: a prospective multicenter trial (sentirad)
<i>Lucie Bresson (France)</i> |
| 13:10–13:17 | MO4-6 / 1018: Indirect treatment comparison of durvalumab plus carboplatin/paclitaxel followed by durvalumab plus olaparib versus dostarlimab plus carboplatin/paclitaxel followed by dostarlimab as first-line treatment for mismatch repair proficient endometrial cancer
<i>Jalid Sehouli (Germany)</i> |
| 13:17–13:24 | MO4-7 / 349: Post-hoc survival outcomes based on initial and subsequent treatment in patients with mmrp/MSS primary advanced or recurrent endometrial cancer in the ENGOT-EN6-NSGO/GOG-3031/RUBY trial
<i>Dominik Denschlag (Germany)</i> |
| 13:24–13:31 | MO4-8 / 198: What burdens patients with endometrial cancer most: results of the international EXPRESSION XI/IMPROVE survey with 2.761 patients
<i>Sara Nasser (Germany)</i> |

Session Hall 1 (D1)

14:20–15:20 Best Oral Session 3: Ovarian Cancer

Chairs: Basel Refky (Bahrain), Philipp Harter (Germany)

14:20–14:30 **B03-1 / 79: Risk of ovarian cancer among women with a pathogenic variant in BRCA1 according to mutation type and location**

Adriana I. Apostol (Italy)

14:30–14:40 **B03-2 / 49: The European Society of Gynaecological Oncology (ESGO) consensus statements on opportunistic salpingectomy for the prevention of epithelial ovarian cancer**

Jurgen M. J. Piek (The Netherlands)

14:40–14:50 **B03-3 / 1737: Genomic instability in advanced ovarian carcinoma: analysis of a french cohort of 1,324 patients.**

Witold Gertych (France)

14:50–15:00 **B03-4 / 1466: MINERVA study – update of the anatomosurgical classification of retrograde hysterectomy and rectal resection in ovarian cancer: impact on survival outcomes**

Andrea Rosati (Italy)

15:00–15:10 **Discussant**

Anniina Färkkilä (Finland)

Session Hall 2 (Auditorium 10-12)

14:20–15:20 Scientific Session 10: Surgical Trends of the Future

Chairs: Álvaro Tejerizo García (Spain), Andrej Cokan (Slovenia)

14:20–14:35 **Facing the Operating Room: 3D Reconstruction Images as Support in Gynaecologic Oncology**

Álvaro Tejerizo García (Spain)

14:35–14:50 **Precision Surgery and Personalized Surgery**

Ane Gerda Z Eriksson (Norway)

14:50–15:05 **Surgery in Transition: How AI and Less Radical Approaches Are Shaping Gynaecologic Oncology**

Andrej Cokan (Slovenia)

15:05–15:20 **Discussion**

Session Hall 3 (D2)**14:20–15:20 Tumour Board 2: Intermediate-Risk Cervical Cancer – The Best Strategy?***Chairs: Alejandra Martínez (France), David Cibula (Czech Republic)*

14:20–14:35

Surgery*David Cibula (Czech Republic)*

14:35–14:50

Radiotherapy*Remi Nout (The Netherlands)*

14:50–15:05

Neoadjuvant Approach*Alejandra Martínez (France)*

15:05–15:20

Discussion**Session Hall 1 (D1)****15:25–16:25 Grand Rounds 5: Endometrial Cancer***Chairs: Nicole Concin (Austria), Remi Nout (The Netherlands)*

15:25–15:27

Introduction*Nicole Concin (Austria)*

15:27–15:32

Patient Story*Sidsel Eriksen (Denmark)*

15:32–15:39

Molecular Classification and Risk Stratification*Nicole Concin (Austria)*

15:39–15:46

State of the Art in Surgical Treatment*Nadeem R. Abu-Rustum (United States)*

15:46–15:53

Risk Stratified Radiation Therapy*Remi Nout (The Netherlands)*

15:53–16:00

Novel Treatment Approaches in Early Stage Disease*Toon Van Gorp (Belgium)*

16:00–16:07

Multiple Classifiers*Xavier Matias-Guiu (Spain)*

16:07–16:25

Discussion**Session Hall 2 (Auditorium 10-12)****15:25–16:25 Scientific Session 11: Out of the Box Procedures: The Challenge of Extended Resections at the Thorax, Abdominal and Pelvic Levels***Chairs: Alejandra Martínez (France), Zoltan Novak (Hungary)*

15:25–15:40

Thoracic: Managing the Cardiophrenic Region*Alejandra Martínez (France)*

15:40–15:55

Upper Abdominal Resections: Coeliac Nodes, Porta Hepatis, and Hepatic Pedicle*Mario M Leिताo Jr. (United States)*

15:55–16:10

Laterally Extended Pelvic Resections: Muscular, Osseal and Vascular Involvement*Zoltan Novak (Hungary)*

16:10–16:25

Discussion

15:25–16:25 Young Investigator Session

*Chairs: Ilker Kahramanoglu (Türkiye), Andrej Cokan (Slovenia),
Angelica Nogueira Rodrigues (Brazil), Hanna Dahlstrand (Sweden)*

- | | |
|-------------|--|
| 15:25–15:31 | YIS-1 / 528: Risk of ovarian cancer in women with a pathogenic or likely pathogenic variant in NBN in 38,337 women: a systematic review and meta-analysis
<i>Subhasheene Ganesan (United Kingdom)</i> |
| 15:31–15:37 | YIS-2 / 546: Ultrasound features of malignant transformation of deep endometriosis: preliminary results from a multicentre descriptive study
<i>Eleonora Panizzolo (Italy)</i> |
| 15:37–15:43 | YIS-3 / 1370: Integration of inflammatory markers and ultrasound features to improve preoperative diagnosis in high-risk patients with uterine mesenchymal tumors: the IMPRINT study
<i>Matteo Bruno (Italy)</i> |
| 15:43–15:49 | YIS-4 / 859: Tumour immune microenvironment signatures by RNA profiling predict prognosis in dMMR endometrial cancer
<i>Carlos Casas Arozamena (Norway)</i> |
| 15:49–15:55 | YIS-5 / 1381: Beyond recurrence site: molecular profile determines prognosis after relapse in endometrial cancer
<i>Anna Luzarraga Aznar (Spain)</i> |
| 15:55–16:01 | YIS-6 / 1424: Efficacy and safety of immune checkpoint inhibitor rechallenge in cervical and endometrial cancer: A multi-center retrospective study – RICE study
<i>Rayan Kabirian (France)</i> |
| 16:01–16:07 | YIS-7 / 1423: Ovarian cancer incidence according to subtype of endometriosis: a population based study
<i>Marlot Doreanne Uffing (The Netherlands)</i> |
| 16:07–16:13 | YIS-8 / 368: The surgery in recurrent ovarian cancer research consortium (suROC-CON): value of secondary cytoreduction for recurrent epithelial ovarian cancer in a multicenter, high surgical quality setting
<i>Irina Tsibulak (Germany)</i> |
| 16:13–16:20 | YIS-9 / 1154: Stereotactic radiotherapy versus secondary cytoreduction in the management of first recurrence during and after PARP inhibitor maintenance in ovarian cancer: A propensity matched analysis
<i>Matteo Loverro (Italy)</i> |

Session Hall 1 (D1)

16:45–17:45 Grand Rounds 6: Endometrial Cancer*Chairs: Anna Fagotti (Italy), Christian Marth (Austria)***16:45–16:47 Introduction***Anna Fagotti (Italy)***16:47–16:55 Combination Therapy in the Era of Targeted Therapy***Christian Marth (Austria)***16:55–17:03 Predictive Biomarkers***Alexandra Leary (France)***17:03–17:11 How to Manage Patients Progressing after Immunotherapy***Domenica Lorusso (Italy)***17:11–17:19 How to Manage Oligometastatic Disease***Anna Fagotti (Italy)***17:19–17:27 Management of Adverse Events***Antonio Gonzalez Martin (Spain)***17:27–17:45 Discussion**

Session Hall 2 (Auditorium 10-12)

16:45–17:45 Scientific Session 12: The Era of ADCs in Gynaecological Malignancies*Chairs: Toon Van Gorp (Belgium), Iain McNeish (United Kingdom)***16:45–17:00 Which ADCs Are New and Promising in the Treatment of Gynaecological Cancer?***Angelica Nogueira Rodrigues (Brazil)***17:00–17:15 Is the Target Important, or Are We just Shooting at Random?***Toon Van Gorp (Belgium)***17:15–17:30 Are ADCs still just Chemotherapy in New Package?***Iain McNeish (United Kingdom)***17:30–17:45 Discussion**

Session Hall 3 (D2)

16:45–17:45 Scientific Session 13: Treatment Planning and Perioperative Care: Myths, Facts and Practical Applications*Chairs: Jalid Sehouli (Germany), Nikolaos Thomakos (Greece)***16:45–17:00 Expanding the Management in Gynaecological Cancer Surgery. The Role of Critical Care – Beyond Traditional Perioperative Care***Nikolaos Thomakos (Greece)***17:00–17:15 How and When to Integrate Prehabilitation into Gynaecological Oncology***Marlene Lee (Germany)***17:15–17:30 Myth and Facts of Enhanced Recovery after Surgery in Gynaecological Oncology***Jalid Sehouli (Germany)***17:30–17:45 Discussion**

Session Hall 1 (D1)

17:50–18:50 Best Oral Session 4: Miscellaneous

Chairs: Frederic Amant (Belgium), Jonathan Andrew Ledermann (United Kingdom)

- 17:50–18:00 **BO4-1 / 666: Patient-reported outcomes from ENGOT-ov65/KEYNOTE-B96: a phase 3, randomized, double-blind study of pembrolizumab vs placebo plus paclitaxel with or without bevacizumab for platinum-resistant recurrent ovarian cancer**
Emese Zsiros (United States)
- 18:00–18:10 **BO4-2 / 832: KORE-INNOVATION: main results of a prospective trial of prehabilitation and enhanced recovery after surgery in ovarian cancer patients across two ESGO centers of excellence for surgery in advanced ovarian cancer**
Jalid Sehouli (Germany)
- 18:10–18:20 **BO4-3 / 885: Simple versus radical hysterectomy in patients with and without very low-risk early-stage cervical cancer: an exploratory analysis from the GCIG/CCTG CX.5/SHAPE trial**
Se Ik Kim (Republic of Korea)
- 18:20–18:30 **BO4-4 / 209: Quality of life and lower-limb lymphoedema after sentinel lymph node biopsy versus pelvic lymphadenectomy in early-stage cervical cancer: results from the prospective multicentre SENTIX study (CEEGOG-CX01; ENGOT-CX2; NCT02494063)**
Roman Kocian (Czech Republic)
- 18:30–18:40 **BO4-5 / 935: Perioperative complications as secondary outcomes in the RACC randomized trial of robot-assisted versus open radical hysterectomy**
Henrik Falconer (Sweden)
- 18:40–18:50 **Discussant**
Pedro T. Ramirez (USA)

Session Hall 1 (D1)

18:50–19:20 Closing Ceremony

Chairs: Anna Fagotti (Italy), Mansoor Raza Mirza (Denmark)

- 18:50–19:00 **Closing Words**
Anna Fagotti (Italy), Mansoor Raza Mirza (Denmark), Viola Heinzlmann-Schwarz (Switzerland)
- 19:00–19:05 **Awards: Best Runners Award, Young Investigator Award, Best Poster Award, Quiz Award**
- 19:05–19:10 **Code of Conduct**
Jalid Sehouli (Germany)
- 19:10–19:20 **Invitation to ESGO 2027 in London**
Jonathan Andrew Ledermann (United Kingdom), Ane Gerda Zahl Eriksson (Norway)

SUNDAY, MARCH 1, 2026

Meeting room 20

09:00–12:00 Workshop 5: Prevention of Surgical Complications – Practical Tips

Chairs: Maja Pakiz (Slovenia), Ilker Kahramanoglu (Türkiye)

09:00–09:30 Urinary Tract and Bowel Injuries in Gynaecological Oncology: Prevention, Early Detection, and Management

Ilker Kahramanoglu (Türkiye)

09:30–10:00 Bleeding Complications and Robotic Surgery: What Is Similar to Open and LPS surgery, What Is Different; How to Choose the Best Candidates for Robotic Surgery

Henrik Falconer (Sweden)

10:00–10:30 The Evolving Role of Transarterial Embolisation in Cervical-Related Hemorrhage

Olga P. Matylevich (Belarus)

10:30–11:00 Reducing Surgical Complications: ERAS, Optimization Pathways, and Quality Improvement Tools

Maja Pakiz (Slovenia)

Meeting Room 18

09:00–12:00 Workshop 6: Radiotherapy & Imaging Modalities in Gynaecological Oncology

Chairs: Primoz Petric (Switzerland), Daniela Fischerova (Czech Republic)

09:00–09:20 Image-Guided Radiotherapy

Primoz Petric (Switzerland)

09:20–09:50 Ultrasound: Gyn-Onc Perspective

Daniela Fischerova (Czech Republic)

09:50–10:10 Ultrasound: Rad-Onc Perspective

Umesh M Mahantshetty (India)

10:10–10:20 Discussion

10:30–11:00 Clinical Case: US Scan

Daniela Fischerova (Czech Republic)

11:00–11:15 Clinical Case: IGABT Procedure

Primoz Petric (Switzerland)

11:15–11:30 Clinical Case: US Guidance of IGABT

Umesh M Mahantshetty (India)

11:30–11:40 US for Follow-up

Daniela Fischerova (Czech Republic)

11:40–12:00 Discussion

09:00–12:00 Workshop 7: Surgical Anatomy

Chairs: Aleksandra Strojna (Germany), Martina Angeles Fite (Spain)

09:00–09:20 **The Philosophy of Cytoreductive Surgery in Ovarian Cancer**

Philipp Harter (Germany)

09:20–09:40 **Upper Abdomen Surgical Anatomy**

Irina Tsibulak (Austria)

09:40–09:55 **Right Diaphragmatic Deperitonealization**

Philipp Harter (Germany)

09:55–10:15 **Paraaortic Lymphadenectomy**

Aleksandra Strojna (Germany)

10:15–10:25 **Left Upper Quadrant Procedures**

Martina Angeles Fite (Spain)

10:25–10:45 **Pelvic Anatomy**

Vicente Bebia (Spain)

10:45–10:55 **Pelvic Peritonectomy Procedure**

Martina Angeles Fite (Spain)

10:55–11:15 **Radical Hysterectomy**

Ilker Selcuk (Türkiye)

11:15–11:35 **Anatomy of the Pelvic Wall – LEER/LEPR – Cadaveric Dissection of the Pelvis**

David Cibula (Czech Republic)

11:35–12:00 **Discussion**

PATIENT ADVOCACY SEMINAR

FRIDAY, FEBRUARY 27

Meeting Room 180

08:30–08:45 Patient Advocacy Seminar – Opening

Chairs: Kim Hulscher (The Netherlands), Philippe Morice (France)

08:30–08:45 Opening of the Seminar & ENGAGE Award

Kim Hulscher (The Netherlands), Philippe Morice (France), Anna Fagotti (Italy)

08:45–09:15 Session 1: PREVENTION (open for delegates)

Chairs: Murat Gultekin (Türkiye), Anne de Middelael (Belgium)

08:45–08:55 Innovating Against HPV: The Science Driving the Next Generation of Vaccines

Elmar Joura (Austria)

08:55–09:05 Genetic Risk Beyond BRCA: What's New in Hereditary Gynaecologic Cancer

Claudia Marchetti (Italy)

09:05–09:15 Discussion

09:15–10:15 Session 2: SYMPTOMS, DIAGNOSIS (open for delegates)

Chairs: Murat Gultekin (Türkiye), Anne de Middelael (Belgium)

09:15–09:25 Early Detection and Artificial Intelligence: The Future of Gynaecologic Cancer Diagnosis

Frederic Amant (Belgium)

09:25–09:35 Rare Gynaecologic Cancers: the Importance of Early Detection + Communication

Philippe Morice (France)

09:35–09:45 Liquid Biopsy & Blood-Based Screening: The Next Step Toward Non-Invasive Diagnosis

Iain McNeish (United Kingdom)

09:45–10:15 Discussion

10:30–12:00 Session 3: TREATMENT (open for delegates)

Chairs: Philippe Morice (France), Kim Hulscher (The Netherlands)

10:30–10:40	Current and Future Landscape of Immunotherapy <i>Alexandra Leary (France)</i>
10:40–10:50	Radiotherapy Today: How New Techniques and Brachytherapy Improve Care <i>Remi Nout (The Netherlands)</i>
10:50–11:00	Precision Markers and Biomarker Testing in Gynaecological Cancers <i>Roman Kocian (Czech Republic)</i>
11:00–11:10	Antibody–Drug Conjugates (ADCs): A New Era in Gynaecologic Malignancies <i>Toon Van Gorp (Belgium)</i>
11:10–11:20	Treatment Planning and Perioperative Care: Myths, Facts and Practical Applications <i>Christina Fotopoulou (United Kingdom)</i>
11:20–11:30	Robotic and Minimally Invasive Surgery: Precision, Recovery, and Quality of Life Impact <i>Andrea Rosati (Italy)</i>
11:30–12:00	Discussion

12:45–14:15 Session 4: RECURRENCE, PALLIATIVE CARE (open for delegates)

Chairs: Houssein El Hajj (France), Vas James (United Kingdom)

12:45–13:05	Holding on to Hope <i>Íc6 T6th (Hungary)</i>
13:05–13:20	Ascites and Beyond: Coping with the Physical and Emotional Burden of Advanced Disease <i>Thais Baert (Belgium)</i>
13:20–13:35	Navigating Chemotherapy: How to Look After Your Body, Mind, and Daily Life <i>Houssein El Hajj (France)</i>
13:35–14:10	Discussion

14:35–15:50 Session 5: QUALITY OF LIFE (open for delegates)

Chairs: Zoia Razumova (Sweden), Íc6 T6th (Hungary)

14:35–14:45	Life After Cancer: How to Monitor Safely Without Losing Peace of Mind <i>Nadeem R. Abu-Rustum (United States)</i>
14:45–14:55	Hormonal Treatment After Gynaecologic Cancer: Managing Long-Term Toxicities and the Menopause <i>Maria Kyrgiou (United Kingdom)</i>
14:55–15:05	Prophylactic Surgery & Quality of Life <i>Zoltan Novak (Hungary)</i>
15:05–15:15	Digital Health for Survivorship: Apps, Wearables, and Tele-Monitoring <i>Zoia Razumova (Sweden)</i>
15:15–15:50	Discussion

SATURDAY, FEBRUARY 28

Meeting Room 180

10:25–12:15 Session 6: Quality of Life WORKSHOP

Chairs: Icó Tóth (Hungary), Kim Hulscher (The Netherlands), Richard Tóth (Hungary), Zoia Razumova (Sweden), Maria Papageorgiou (Greece)

13:00–14:00 Session 7: How Can PAGs be Involved in ENGAGE Projects

Chair: Kim Hulscher (The Netherlands)

14:30–16:00 Session 8: Clinical trials WORKSHOP

Chair: Anne de Middelaer (Belgium)

16:15–17:15 Session 9: Advocacy Best Practice Sharing

VIDEO CINEMA VIEWING

**The Cinema Viewing area is located in the Exhibition Hall, close to the ESGO booth.
The videos will be played according to a schedule published onsite.**

VCV01-01 / 261: MANAGEMENT OF AN INCIDENTAL RIGHT EXTERNAL ILIAC ARTERY INJURY DURING RADICAL TRACHELECTOMY FOR CERVICAL CANC

ANE Toledo Silva (Spain)

VCV01-02 / 501: Robotic rescue resection of vaginal cuff recurrence of HPV-associated endocervical adenocarcinoma with preservation of urinary tract using indocyanine green guidance

Luisa Marcella Martins (Brazil)

VCV01-04 / 717: Rectus abdominis and its posterior sheath as a strategy to prevent empty pelvis syndrome after pelvic exenteration

Krzysztof Nowosielski (Poland)

VCV01-05 / 1276: Robotic class C1 radical hysterectomy: A comprehensive anatomical approach

Matteo Figà (Italy)

VCV02-01 / 1082: From avoiding empty packets to real-time diagnosis: the value of robotic ultrasound-guided surgery in sentinel lymph node dissection

Matteo Pavone (Italy)

VCV03-01 / 176: Panniculectomy to improve abdominal access in oncologic surgery – A stepwise approach

Nicolay Blix Werner (Norway)

VCV03-03 / 357: Video demonstration of robotic RPLND (para-aortic) by double docking technique

VANDANA JAIN (India)

VCV03-04 / 395: Tailored radical hysterectomy for endometrial cancer with coexisting deep endometriosis

Francesca Falcone (Italy)

VCV03-05 / 474: Minimally invasive route to radicality – laparoscopic retroperitoneal nodal dissection in endometrial cancer

Madhu Narayana Basode (India)

VCV03-06 / 537: Robotic-assisted bilateral sentinel lymph node biopsy: surgical technique and pelvic anatomy

Zeliha Firat Cuyilan (Türkiye)

VCV03-07 / 805: Unusual lymphatic drainage patterns in sentinel lymph node mapping: the importance of complete pathway tracking in endometrial cancer

Luisa Marcella Martins (Brazil)

VCV03-08 / 1339: Lymph node metastases in POLE-mutated endometrial cancer: evidence from a multicentre study.

Wiktor Szatkowski (Poland)

VCV03-09 / 1631: Female pelvic retroperitoneal anatomy: vessels, nerves, and parametria

Ilker Selcuk (Türkiye)

VCV03-10 / 1728: Robotic resection of extensive pelvic sidewall mass in recurrent uterine carcinosarcoma

Maureen Elizabeth Byrne (United States)

VCV04-01 / 1415: Reposition hope: uterine-ovarian transposition in chile, for fertility preservation in rectal cancer (case report and surgical video)

Elisa Orlandini (Chile)

VCV04-02 / 1706: Fertility-preserving robotic resection of a recurrent endometrial smooth muscle tumor of uncertain malignant potential (STUMP)

Manel Montesinos-Albert (Spain)

VCV05-01 / 104: Vesicovaginal fistula repair by martius flap

Juan Céspedes Manterola (Spain)

VCV06-01 / 62: Divide-and-resect: A two-piece laparoscopic infra-colic omentectomy technique

Emad Matanes (Israel)

VCV06-02 / 344: Rectum-preserving sigmoid mesocolic and pararectal peritonectomy procedures during interval cytoreductive surgery for advanced epithelial ovarian cancer

Aditi Bhatt (India)

VCV06-03 / 345: Exploration and dissection of infra-colic occult peritoneal spaces and omental appendages during interval cytoreductive surgery for advanced epithelial ovarian cancer

Aditi Bhatt (India)

VCV06-04 / 347: Exploration and dissection of supra-colic occult peritoneal spaces and peritonectomy procedures in region 2 during interval cytoreductive surgery for advanced epithelial ovarian cancer

Aditi Bhatt (India)

VCV06-05 / 381: Retroperitoneal laparoscopic paraaortic lymphadenectomy: step-by-step technique

Stamatios Petousis (Greece)

VCV06-06 / 397: Dissection of porta hepatis disease and suprarenal lymph node excision during cytoreductive surgery in ovarian cancer

Ioannis C. Kotsopoulos (United Kingdom)

VCV06-08 / 542: Single-port robotic secondary cytoreduction for a single recurrence of serous ovarian cancer

Simone Bruni (Italy)

VCV06-09 / 548: Femoral bypass and colostomy following sigmoid perforation and rupture of an external iliac artery pseudoaneurysm

Ana Conde Adán (Spain)

VCV06-11 / 831: Extra peritoneal peritonectomy in ovarian cancer-insights according to quadrants of abdomen

Madhunarayana B (India)

VCV06-12 / 1053: Minimally invasive aortic lymphadenectomy and sentinel lymph node mapping in early-stage ovarian cancer: a practical surgical guide

Alessandro Buda (Italy)

VCV06-13 / 1230: Robotic-assisted para-aortic and pelvic sentinel lymph node dissection as a second stage procedure in early ovarian cancer – video presentation

Maria Marouli (United Kingdom)

VCV06-14 / 1606: Retroperitoneal laparoscopic nephrectomy for isolate high-grade serous ovarian carcinoma recurrence

Giulia Parise (Italy)

VCV06-15 / 1617: Laparoscopic approach to para-aortic lymph node recurrence: en bloc nerve-sparing resection with virtual reality support

Vincenzo Pio Maria Penza (Italy)

VCV06-16 / 1686: Three-dimensional laparoscopic en-bloc cytoreduction with total intracorporeal anastomosis (TICA): radical precision in ovarian cancer

Matteo Bruno (Italy)

VCV06-17 / 1735: Robotic surgical approach to the cardiophrenic lymph node in advanced ovarian cancer

Georgia Fontes Cintra (Brazil)

VCV11-01 / 828: Single-stage surgical management of intravenous leiomyomatosis with intracardiac extension: A combined thoracoabdominal approach with cardiopulmonary bypass

Oytun Türkkan (Türkiye)

VCV13-01 / 46: Placental site trophoblastic tumor following partial mole and miscarriage during assisted reproduction: case report highlighting immunohistochemistry and sentinel lymph node mapping with indocyanine green

Luiz Felipe Lessa Ortiz (Brazil)

VCV14-01 / 191: Robotic deep-to-superficial video endoscopic inguinal lymph node dissection in vulvar cancer: technique and outcomes compared with open surgery

Swati Harsh Shah (India)

VCV14-02 / 1061: Reconstruction techniques following vulvectomy: A compilation of surgical videos

Sravanthi Nuthalapati (India)

VCV06-07 / 407: Robotic approach for lymph nodal recurrence in ovarian cancer: lymphatic anatomy, vascular damage control, no-touch en-bloc resection

Giorgio Fiorenza (Italy)

ABSTRACT TOPICS

- 01. Cervical cancer
- 02. Diagnostics
- 03. Endometrial cancer
- 04. Fertility/Pregnancy
- 05. Miscellaneous
- 06. Ovarian cancer
- 07. Palliative care
- 08. Pathology
- 09. Prevention of gynaecological cancer
- 10. Quality of life after treatment
- 11. Rare Tumours
- 12. Translational research/biomarkers
- 13. Trophoblastic diseases
- 14. Vaginal and vulvar cancer
- 15. Organization of gynaecological cancer care
- 16. Trial in progress
- 17. Patient advocates topic

POSTER PLAN

List of Posters	P03-31	P03-32	P06-41	APP	P12-01	<div>Moderated Poster Walks 1: Rare Tumours</div> <div>Moderated Poster Walks 2: Surgery</div> <div>Moderated Poster Walks 3: Translational and Targeted Therapies</div> <div>Moderated Poster Walks 4: Clinical Management and Quality of Life</div>	
P01-02	P03-30	P03-33	P06-40	P06-42	P11-02		
P06-59	P03-29	P04-01	P06-39	P06-43	P06-10		
P06-63	P03-28	P04-02	P06-38	P06-44	P03-16		
P11-03	P03-27	P04-03	P06-37	P06-45	P02-05		
P11-04	P03-26	P04-04	P06-36	P06-46	P12-05		
P01-01	P03-25	P04-05	P06-35	P06-47	P12-04		
P01-03	P03-24	P04-06	P06-34	P06-48	P12-03		
P01-04	P03-23	P05-01	P06-33	P06-49	P12-02	P12-06	Patient 10
P01-05	P03-22	P05-02	P06-32	P06-50	P11-05	P12-07	Patient 09
P01-08	P03-21	P05-03	P06-31	P06-51	P11-01	P12-08	Patient 08
P01-09	P03-20	P05-04	P06-30	P06-52	P10-05	P12-09	Patient 07
P01-10	P03-19	P05-05	P06-29	P06-53	P10-04	P12-10	Patient 06
P01-11	P03-17	P05-06	P06-28	P06-54	P10-03	P12-11	Patient 05
P01-12	P03-15	P05-07	P06-27	P06-55	P10-01	P12-12	Patient 04
Olivia	P03-14	APP	P06-26	P06-56	P09-12	P14-01	Patient 03
P01-13	P03-13	P05-08	P06-25	P06-57	P09-11	P14-02	Patient 02
P01-14	P03-12	P05-09	P06-24	P06-58	P09-10	P15-01	Patient 01
P01-15	P03-11	P05-10	P06-23	P06-60	P09-09	P15-02	
P01-16	P03-10	P05-11	P06-22	P06-61	P09-08	P15-04	
P01-17	P03-09	P05-12	P06-21	P06-62	P09-07	P15-06	P16-07
P02-01	P03-08	P06-01	P06-19	P06-64	P09-06	P15-07	P16-06
P02-02	P03-07	P06-02	P06-18	P06-65	P09-05	P15-09	P16-05
P02-06	P03-06	P06-03	P06-16	P06-66	P09-04	P15-10	P16-04
P02-07	P03-05	P06-04	P06-16	P06-67	P09-03	P15-11	P15-08
P01-06	P03-04	P06-05	P06-15	P06-68	P09-02	P15-12	P15-03
P01-07	P03-02	P06-06	P06-14	P06-69	P09-01	P15-13	P10-02
P03-18	P03-01	P06-07	P06-13	P06-70	P08-01	P16-01	P06-20
P06-17	P02-04	P06-08	P06-12	P06-71	P07-02	P16-02	P03-03
P15-05	P02-03	P06-09	P06-11	P07-01	Olivia	P16-03	List of Posters

POSTER WALKS

01. Cervical cancer

P01-01 / 29: Trachelectomy for cervical cancer: surgical trends, oncologic outcomes, and academic output

Gabriel Levin (Canada)

P01-02 / 55: Evaluation of prognoses in patients with de novo metastatic small cell cervical cancer

Baki Erdem (Türkiye)

P01-03 / 350: Fertility-sparing treatment, access to assisted reproductive technology, and live birth outcomes in early-stage cervical cancer from 2004 to 2017

Isabel Beshar (United States)

P01-04 / 414: ROMO1 expression defines an oxidative stress-driven window in HPV-induced cervical carcinogenesis

Eva Tsoneva (Bulgaria)

P01-05 / 531: Surgical versus imaging staging in advanced-stage cervical cancer: A systematic review and meta-analysis of survival outcomes and diagnostic accuracy

Aristarchos Almperis (Greece)

P01-06 / 651: Long-term lymphedema and quality of life following lymph node staging in early cervical cancer: 3 years follow-up in the prospective multicenter SENTIREC CERVIX study

Eva Bjerre Ostenfeld (Denmark)

P01-07 / 746: Effectiveness and survival differences comparing sentinel lymph node biopsy and lymphadenectomy in patients undergoing radical hysterectomy for cervical cancer in the US

Alex Ede Rosenthal Powers (United States)

P01-08 / 753: Detecting residual cervical cancer after radical treatment – how should we deal with indeterminate findings on imaging?

Kate Haslett (United Kingdom)

P01-09 / 846: HPV testing in the follow-up of cervical cancer patients: A helpful tool after fertility-sparing treatment, yet ineffective after hysterectomy

Lukas Dostalek (Czech Republic)

P01-10 / 943: Histologic subtype and surgical approach in early-stage cervical cancer: A post-hoc analysis of the LACC trial

Tommaso Meschini (Italy)

P01-11 / 967: Benefit-harm trade-offs of different cervical cancer screening strategies: an evidence-based decision-analytic evaluation for the austrian national committee for cancer screening of the austrian federal ministry of health.

Gaby Sroczynski (Austria)

P01-12 / 1056: Adjunctive colposcopy technologies with colposcopy for CIN2+ detection: systematic review and meta-analysis

Apostolia Galani (United Kingdom)

P01-13 / 1132: The impact of extra-nodal spread on overall and recurrence free survival in women with clinically early-stage cervical cancer but with positive pelvic lymph nodes after radical hysterectomy

Roos Van Der Ven (The Netherlands)

P01-14 / 1188: Systemic therapy and radiotherapy utilisation in sequential progressions in oligo-recurrent or oligometastatic cervix cancer in pre-immunotherapy era: first results from the retroCOSMOS study.

Remi Nout (The Netherlands)

P01-15 / 1213: Artificial intelligence enabled visual guidance for speculum-free cervical cancer screening

Aoife McDonald-Bowyer (United Kingdom)

P01-16 / 1402: The incidence of low volume metastases according to silva pattern in cervical adenocarcinoma undergoing sentinel lymph node biopsy.

Nicolò Bizzarri (Italy)

P01-17 / 1719: Fertility-sparing conization versus radical hysterectomy in stage IB1 cervical cancer: oncologic safety and reproductive potential of a propensity-matched comparative study

Chiara Cantarini (Italy)

02. Diagnostics

P02-01 / 97: Staging matters: the added value of [18F]FDG PET/CT in FIGO staging of ovarian carcinomas

Undine Paula Zilde (Latvia)

P02-02 / 372: NHERF1: a dual role in vulvar squamous cell carcinoma as new biomarker and therapeutic target.

Gennaro Cormio (Italy)

P02-03 / 515: External validation of the IOTA two-step strategy and comparative performance with structured ultrasound models for risk assessment of ovarian-adnexal masses

Eleonora Panizzolo (Italy)

P02-04 / 863: Global trends and determinants of HRD and BRCA testing in ovarian cancer management: a cross-sectional study from the european network of young gynaecologic oncologists (ENYGO)

Stamatios Petousis (Greece)

P02-05 / 1195: External multicentric validation of a radiomic-based classifier and comparison with IOTA-ADNEX classifier in thousand women with adnexal masses

Lucia Zanchi (Italy)

P02-06 / 1360: Dynamic spectral imaging colposcopy vs. conventional colposcopy for detecting CIN2+ in women with HPV-positive or low-grade cytology referrals.

Vibe Munk Bertelsen (Denmark)

P02-07 / 1453: Simulation model for training in ultrasound-guided core needle biopsy in gynaecology: a pilot study

Lucia Zanchi (Italy)

03. Endometrial cancer

P03-01 / 66: Utilisation of an integrated drug repurposing pipeline to treat ROR1 expressing endometrial cancer

Caroline E. Ford (Australia)

P03-02 / 318: Remarkable preclinical activity of trastuzumab-deruxtecan (T-dxd) in FISH-negative, HER2 IHC 1+ and 2+ expressing primary endometrial cancer cell lines and xenografts

Luca Palmieri (United States)

P03-03 / 376: Integrating molecular and pathological predictors of sentinel node involvement in early-stage endometrial cancer

Giorgio Bogani (Italy)

P03-04 / 383: Factors associated with sentinel lymph node mapping failure: A tertiary center experience

Onur Can Zaim (Türkiye)

P03-05 / 384: Targeting urea cycle reverses paclitaxel resistance in TP53R273C-mut endometrial cancer driven by ASS1-enhanced ammonia metabolism

Yang Li (China)

P03-06 / 457: Country-of-birth disparities in high-grade endometrial cancer: a european-first population-based analysis on incidence, presentation, and survival in an equal-access health system in the netherlands

Janneke J E Kieviet (The Netherlands)

P03-07 / 510: Association between ki67 expression and molecular subgroups of endometrial carcinoma

Mara Franzl (Germany)

P03-08 / 565: Prediction of locoregional recurrence in early-stage endometrial cancer using bayesian networks (endorisk-predict).

Johanna M A Pijnenborg (The Netherlands)

P03-09 / 622: Reassessing morular metaplasia and squamous differentiation in endometrial carcinoma: no need for FIGO grading revision

Tjalling Bosse (The Netherlands)

P03-10 / 652: Retrospective pathological review of lymphovascular space invasion in stage I endometrial cancer

Anna Giudici (United States)

P03-11 / 684: National implementation of sentinel lymph node staging in endometrioid endometrial cancer – a swedish gynecologic cancer group (sweGCG) study

Karin Ståhlberg (Sweden)

P03-12 / 692: Preliminary data of the prospective observational cohort study on the performance of the WID-qEC test in patients undergoing hysterectomy (POPCORN-trial)

Seline Hofer (Switzerland)

P03-13 / 695: Treatment patterns and clinical outcome in advanced/recurrent endometrial cancer after adjuvant chemotherapy: interim analysis of the JGOG2055s/ PEACH study

Yosuke Okui (Japan)

P03-14 / 854: Ovary-sparing surgery and menopausal hormone therapy after endometrial cancer: safe options for premenopausal women? – A nationwide premenca study

Chrysanthos Ioannou (Sweden)

P03-15 / 899: Prognostic role of estrogen receptor and L1 cell-adhesion molecule and grade in endometrial carcinoma patients with no specific molecular subtype

Wanja Kildal (Norway)

P03-16 / 917: The PROMISE-EC study. prognostic impact of molecular classification in the sentinel node era in endometrial cancer.

Francesco Fanfani (Italy)

P03-17 / 929: Efficacy and tolerability of „sandwich“ therapy as an adjuvant treatment approach in endometrial cancer: A real world retrospective single-institutional experience.

Vishakha Tyagi (India)

P03-18 / 934: Should we continue performing omentectomy in high-grade endometrial cancer? A retrospective single-centre analysis

Juan Carlos Torrejon-Becerra (Spain)

P03-18 / 934: Should we continue performing omentectomy in high-grade endometrial cancer? A retrospective single-centre analysis

Juan Carlos Torrejon-Becerra (Spain)

P03-19 / 998: PARP inhibitor maintenance therapy with niraparib in patients with primary advanced or recurrent endometrial cancer receiving dostarlimab plus chemotherapy

Matthew A. Powell (United States)

P03-20 / 1019: Pembrolizumab lenvatinib in metastatic uterine carcinosarcoma cohort : safety and efficacy from the french multicenter early access program subgroup (LARENA study)

Clémence Alliol-Binet (France)

P03-21 / 1067: Impact of pathological ultrastaging on detection of nodal metastasis in endometrial cancer – A tertiary cancer center experience

Aleena P (India)

P03-22 / 1069: ESR1 mutation: A potential preventive biomarker in endometrial cancer?

Elena Olearo (Italy)

P03-23 / 1078: Impact of sentinel lymph node sampling on survival in early-stage endometrial cancer: insights from real-world data

Andrei Ioan Corha (United Kingdom)

P03-24 / 1083: Is nodal assessment still necessary in the molecular era for preoperative radiologically FIGO stage 1 endometrial cancers? evaluating the impact of lymph node assessment on adjuvant treatment decisions

Andrei Ioan Corha (United Kingdom)

P03-25 / 1090: The prognostic role of focal lymphovascular space invasion in the molecular era. A large retrospective analysis of stage I-II endometrial carcinomas.

Ilaria Capasso (Italy)

P03-26 / 1099: Prognostic differences among FIGO grade-1, grade-2 and grade-3 in the molecular era. A large retrospective analysis of stage I-II endometrial carcinomas.

Emilia Palmieri (Italy)

P03-27 / 1101: Long-term oncological outcomes of the ROMANHY trial: impact of intrauterine manipulator during minimally invasive surgery for early-stage endometrial cancer

Giuseppe Parisi (Italy)

P03-28 / 1130: An international collaborative study evaluating brachytherapy techniques in gynecologic malignancies: toward standardizing treatment approaches

Tatiana Rabin (Israel)

P03-29 / 1304: Prognostic impact of p53 abnormalities and hormonal receptor expression in endometrial carcinoma: a multicentric real-world analysis of clinicopathological features and survival outcomes

Vanessa Duarte Branco (Portugal)

P03-30 / 1374: Efficacy and safety of dostarlimab plus carboplatin-paclitaxel in first line patients with mismatch repair deficient or microsatellite instability-high recurrent or primary advanced endometrial cancer: an italian real life experience.

Amedeo Cefaliello (Italy)

P03-31 / 1400: Selective POLE mutation analysis in endometrial cancer; to reduce healthcare cost

Ruben Koek (The Netherlands)

P03-32 / 1486: Comparative perioperative outcomes of HUGO™ RAS versus da Vinci® xi in endometrial cancer surgery: a propensity score-matched analysis

Davide Arrigo (Italy)

P03-33 / 1492: Distribution of molecular subgroups in advanced-stage endometrial cancer: A unicentric retrospective cohort study

Thomas Gaillard (France)

04. Fertility/Pregnancy

P04-01 / 193: Fertility-sparing vs radical surgery for uterine STUMP: A pragmatic clinical trial

Umberto Leone Roberti Maggiore (Italy)

P04-02 / 478: Fertility-sparing strategy in a rare case of uterine adenosarcoma with consecutive spontaneous pregnancy and live birth

Judith Altmann (Germany)

P04-03 / 926: Molecular classification in fertility-sparing treatment of endometrial carcinoma and atypical endometrial hyperplasia

Tiermes Marina Martín (Spain)

P04-04 / 996: Impact of controlled ovarian stimulation and oocyte cryopreservation on recurrence and reproductive rates in patients with borderline or malignant ovarian tumours: a retrospective study from a single tertiary cancer centre

Giacomo Corrado (Italy)

P04-05 / 1647: In vitro fertilisation outcomes and tumour recurrence following fertility-sparing surgery in borderline ovarian tumours: A systematic review

Lamprini Basmpana (Greece)

P04-06 / 1707: Fertility-sparing management of endometrial precancerous and cancerous lesions from the perspective of molecular classification: a systematic review and meta-analysis.

Radwa Hablase (United Kingdom)

05. Miscellaneous

P05-01 / 598: Introducing critical view of safety for minimally-invasive hysterectomy: from delphi consensus towards AI-intraoperative guidance

Chiara Innocenzi (Italy)

P05-02 / 641: Positive results impact factor bias in gynecologic oncology trials

Emily Eiley (Canada)

P05-03 / 676: Role of multidisciplinary team with 2D illustrative and 3D model-based planning in extended pelvic/retroperitoneal resections for locally advanced cancers

Swati Harsh Shah (India)

P05-04 / 747: Development and validation of a predictive model for occult high-grade lesions in patients with biopsy-proven low-grade squamous intraepithelial lesion (LSIL)

Bingbing You (China)

P05-05 / 818: Impact of socioeconomic disparities on stage at diagnosis and outcomes in gynecologic cancers: evidence from a multilevel urban analysis.

Khayal Gasimli (Germany)

P05-06 / 1051: Nationwide annual cost estimates and short-term outcomes of para-aortic lymph node dissection in gynaecological cancers across open, laparoscopic, and robotic approaches

Giuseppe D'Angelo (Italy)

P05-07 / 1172: Minimally invasive pelvic exenteration: A safe alternative or a surgical challenge? A european multicentric, propensity-score matched analysis of the COREPEX study

Matteo Loverro (Italy)

P05-08 / 1225: Impact of extended reality 3D reconstructions visualization on preoperative counselling: patient and clinician perspectives in complex gynaecological oncology surgery

Francesca Romana Scanu (Italy)

P05-09 / 1231: Integrating 3D extended reality models to improve preoperative planning in multivisceral gynecologic oncology surgery

Davide Arrigo (Italy)

P05-10 / 1317: Adjuvant chemotherapy after pelvic exenteration for gynecologic malignancies is associated with improved survival in patients with pelvic lymph node metastasis: a sub-analysis from the COREPEX study.

Nicolò Bizzarri (Italy)

P05-11 / 1393: Challenges and success in publishing in gynecologic oncology: LMIC perspectives

Vanessa Alvarenga-Bezerra (Brazil)

P05-12 / 1651: The ESGO survey on environmental sustainability – preliminary results showing the attitudes, expectations and commitment of ESGO members

Joanna Kacperczyk-Barthik (Poland)

06. Ovarian cancer

P06-01 / 76: Mocertatug rezetecan (a B7-H4 targeted antibody drug conjugate) in patients with heavily pre-treated platinum-sensitive ovarian cancer (PSOC): results of an open label, phase 2 study

Guangwen Yuan (China)

P06-02 / 168: Rezatapopt, a selective p53 reactivator, in advanced or metastatic solid tumours with a TP53 Y220C mutation: interim efficacy results from patients with ovarian cancer in the phase 2 PYNNACLE trial

Jean-Sebastien Frenel (France)

P06-03 / 184: Ovarian cancer in the era of precision surgery and targeted therapies

Yagmur Sisman (Denmark)

P06-04 / 186: Ascites: A potential diagnostic surrogate for genetic profiling in ovarian cancer

Estrid Høgdall (Denmark)

P06-05 / 195: Clinical and molecular characterisation of 350 patients enrolled in NSGO-CTU-HERO, a Nordic multicentre prospective observational real-world study of patients receiving first-line therapy for newly diagnosed epithelial ovarian cancer (OC)

Kristine Madsen (Denmark)

P06-06 / 204: Circulating tumor DNA-based TP53 mutation monitoring outperforms CA-125 for early relapse detection in high-grade serous ovarian carcinoma

Megha Sharma (India)

P06-07 / 233: Menopause-related quality of life after salpingectomy with delayed oophorectomy versus salpingo-oophorectomy: five-year results of the dutch TUBA study

Tamar Anna Gootzen (The Netherlands)

P06-08 / 272: Real-world comparative outcomes of neoadjuvant chemotherapy with interval cytoreductive surgery versus primary cytoreductive surgery in epithelial ovarian cancer: insights from the Australian ovarian cancer study (AOCS)

Tibor A Zwimpfer (Switzerland)

P06-09 / 275: Real-world utilization of HIPEC in advanced ovarian cancer: A national database review

Pedro T Ramirez (United States)

P06-10 / 288: NAPISTAR 1-01: A Phase 1 dose escalation study of TUB-O40, a novel NaPi2b-targeting exatecan antibody-drug conjugate in patients with platinum-resistant high grade serous ovarian carcinoma.

Jalid Sehouli (Germany)

P06-11 / 289: Tests prior to ovarian cancer diagnosis in 22 low- and middle-income countries: an observational study

Rachel Farrelly (United Kingdom)

P06-12 / 313: The landscape of multilocus inherited neoplasia allele syndrome in ovarian cancer: a single-center study

Chiara Cassani (Italy)

P06-13 / 341: Predictors of long-term progression-free survival in patients treated with niraparib first-line maintenance therapy in the phase 3 randomised placebo-controlled PRIMA/ENGOT-OV16/GOG-3012 trial

Antonio González-Martin (Spain)

P06-14 / 379: Making sense of the story: using AI to turn ovarian cancer operative notes into ESGO-compliant reports

Alexandros Laios (United Kingdom)

P06-15 / 386: GEICO 114-O: A randomised phase 2a evaluation of the ATR inhibitor alnodesertib (ART0380) combined with gemcitabine for platinum-resistant high-grade serous ovarian cancer (HGSOC)

Antonio González Martín (Spain)

P06-16 / 402: Reassessing the risks: toxicity profile of stereotactic ablative radiotherapy after bevacizumab in oligometastatic ovarian cancer – a new perspective for radiation oncologists

Gabriella Macchia (Italy)

P06-17 / 419: The prognostic impact of coeliac lymph node involvement in advanced ovarian cancer.

Pauline Prost (France)

P06-18 / 423: Large language models for surgical report analysis: benchmarking peritoneal cancer index (PCI) extraction in advanced ovarian cancer.

Enrico Fiuzzi (Italy)

P06-19 / 434: Ex vivo drug sensitivity testing predicts treatment outcomes in advanced ovarian cancer

Kathrin B. Labrosse (Switzerland)

P06-20 / 475: Final analysis on efficacy the NOGGO PERCEPTION – phase II investigational study of pembrolizumab in combination with chemotherapy in platinum-sensitive recurrent low-grade serous ovarian cancer

Jacek P. Grabowski (Germany)

P06-21 / 488: Subgroup analysis of tumour response by number and type of prior therapy in REJOICE-ovarian01, a phase 2 study of raludotatug deruxtecan (R-dxd) in patients with platinum-resistant ovarian cancer

Isabelle Ray-Coquard (France)

P06-22 / 491: Postoperative chemotherapy delay does not impact survival after primary cytoreductive surgery for advanced ovarian cancer. A memorial sloan kettering cancer center team ovary study

Christina Harlev (United States)

P06-23 / 635: Rucaparib maintenance in ATHENA-MONO (GOG-3020/ENGOT-ov45) in patients with newly diagnosed advanced ovarian cancer: exploratory post-progression evaluations for patients with HRD-negative and HRD-unknown tumours

Vanda Salutari (Italy)

P06-24 / 640: Individualized strategies in advanced epithelial ovarian cancer: a multiparametric predictive approach

Beatrice Campigotto (Italy)

P06-25 / 658: From clinical trials to real-world practice: six-months of mirvetuximab soravtansine experience in the veneto region, italy.

Giulia Tasca (Italy)

P06-26 / 659: Retrospective evaluation of minimally invasive surgical strategies in ovarian neoplasms (REMISSION study): oncological outcomes

Anna Giudici (Italy)

P06-27 / 681: Deciphering heterogeneous cancer stem-like cells and organ-specific metastasis in ovarian cancer through single-cell transcriptomic analysis

Ming Tian (China)

P06-28 / 733: First-line maintenance therapy with PARP inhibitors influences platinum sensitivity in recurrent high-grade serous ovarian carcinoma (HGSOC)

Jiali Xu (China)

P06-29 / 734: Integrated proteomic and machine learning analysis identifies diagnostic biomarker panels for discriminating borderline and malignant ovarian mucinous tumors

Fenfen Wang (China) (inv)

P06-30 / 743: Prognostic value of CTNNB1 mutation and β -catenin expression in endometrioid ovarian carcinoma and their association with squamous differentiation

Marlou Heeling (The Netherlands)

P06-31 / 864: Sentinel lymph node detection in early-stage ovarian cancer: results from the MELISA study.

Natalia Teixeira (Spain)

P06-32 / 903: Relacorilant + nab-paclitaxel vs nab-paclitaxel in platinum-resistant ovarian cancer: pharmacokinetics and pharmacokinetic/pharmacodynamic exposure-response

Nicoletta Colombo (Italy)

P06-33 / 922: Endometriosis-associated ovarian cancer: a propensity score-adjusted analysis of clinical characteristics and oncologic outcomes at an endometriosis referral center

Filippo Alberto Ferrari (Italy)

P06-34 / 923: Two-step algorithm based on diagnostic laparoscopy to guide MIS feasibility in advanced ovarian cancer

Nuria Agusti Garcia (United States)

P06-35 / 925: Longitudinal kinetics of HE4 during treatment in first-line advanced and recurrent settings in patients with ovarian carcinomas

Katharina Leitner (Austria)

P06-36 / 936: Oncological and reproductive outcomes after fertility-sparing surgery in ovarian mucinous adenocarcinomas: a nationwide retrospective cohort study

Madeleine C Van Den Berg (The Netherlands)

P06-37 / 938: Safety and efficacy results from a phase 1 study of intraperitoneal alpha-emitting radium-224 labelled microparticles after cytoreductive surgery in patients with peritoneal recurrence of platinum-sensitive epithelial ovarian cancer

Yun Wang (Norway)

P06-38 / 959: Feasibility and oncological outcomes of laparoscopic interval debulking surgery in advanced ovarian cancer after neoadjuvant chemotherapy

Filippo Alberto Ferrari (Italy)

P06-39 / 981: Quantifying surgical extent in advanced ovarian cancer: A novel instrument associated with survival

Sahar Salehi (Sweden)

P06-40 / 1009: Diagnostic accuracy of ultrasound elastography in differentiation of benign and malignant pelvic adnexal masses: A prospective north indian observational study

Amrita Gaurav (India)

P06-41 / 1037: A decade of nationwide quality improvement in ovarian cancer care: results from the dutch gynaecological oncology audit

Lisanne E van Rangelrooij (The Netherlands)

P06-42 / 1042: Association between BRCA1/2 mutation and chemotherapy response score in high grade advanced ovarian cancer: a retrospective cohort study

Claudia Marchetti (Italy)

P06-43 / 1096: Prognostic impact of time to first recurrence in low-grade serous ovarian carcinoma: a multicentric retrospective study from the french TMRG network

Thomas MONTASSIER (France)

P06-44 / 1098: Clinical role of the delphi consensus conference score in predicting response to platinum-based chemotherapy and guiding maintenance therapy selection in advanced ovarian cancer

Erika Guido (Italy)

P06-45 / 1103: Unveiling mucinous ovarian cancers: A tertiary care cancer institute's decade-long experience in india

Shivangi Mangal (India)

P06-46 / 1107: Ca 125 metrics and molecular profile in advanced high grade serous ovarian cancer

Agathe Droupy (France)

P06-47 / 1155: Impact of PARP inhibitors on recurrence patterns in high-grade epithelial ovarian cancer: a real-life analysis

Carlotta Sabini (Italy)

P06-48 / 1161: Peritoneal carcinomatosis pattern and distribution according to tumor molecular signature in advanced ovarian cancer.

Estelle Tromelin (France)

P06-49 / 1166: Accuracy and correlation between intraoperative fresh frozen section result and the final histopathological diagnosis in patients with clinical diagnosis of ovarian cancer (OC) undergoing primary debulking surgery

Lena Neumann (Germany)

P06-50 / 1185: Predictors of inconclusive sophiA DDM™ HRD results in epithelial ovarian cancer

Matteo Loverro (Italy)

P06-51 / 1187: Deep learning for real-time neoplastic tissue identification during ovarian cancer interval debulking surgery

Gabriella Schivardi (Italy)

P06-52 / 1194: Association between diffusion-weighted MRI-derived radiomics textures and outcome in patients with advanced high-grade ovarian cancer: an exploratory study

Lislore Loverix (Belgium)

P06-53 / 1217: Absolute inoperability criteria at diagnostic laparoscopy predict reduced likelihood of complete cytoreduction after neoadjuvant chemotherapy in advanced high-grade serous ovarian cancer

Virginia Vargiu (Italy)

P06-54 / 1249: Establishment of a multi-site patient-derived organoid biobank to investigate inter- and intra-patient heterogeneity in ovarian high grade serous carcinoma.

Katherine Nixon (United Kingdom)

P06-55 / 1281: Sentinel lymph node biopsy in apparently early-stage epithelial ovarian cancer: a systematic review and meta-analysis.

Riccardo Vizza (Italy)

P06-56 / 1312: Risk factors for recurrence in borderline ovarian tumours: twelve years' experience of a UK gynaecological cancer centre

Aya Abusheikha (United Kingdom)

P06-57 / 1323: Prognostic impact of lymphadenectomy during interval debulking surgery in ovarian cancer: A multicenter retrospective analysis

Seung-Hyuk Shim (Republic of Korea)

P06-58 / 1337: Daphnetin enhances cisplatin chemosensitivity in ovarian cancer by triggering proinflammatory macrophage polarization.

Junchen Pan (China)

P06-59 / 1349: Frequency and clinical management of preneoplastic tubal lesions: a retrospective study.

Asia Giacalone (Italy)

P06-60 / 1354: Redefining staging of advanced ovarian cancer with operable metastatic diseases

Marco D'Indinosante (Italy)

P06-61 / 1359: Minimally invasive versus open secondary cytoreduction in platinum-sensitive recurrent ovarian cancer: a MITO (multicenter italian trials in ovarian cancer) propensity score-matched survival analysis

Alice Zampolini Faustini (Italy)

P06-62 / 1387: Preclinical efficacy of MSLN-targeted P.21M CAR-T (PD1 antibody-IL21 fusion-secreting) against epithelial ovarian cancer

Zhiwen Xie (China)

P06-63 / 1410: EXPRESSION VIII: final results of the individual perception and level of information of patients with borderline tumor of the ovary

Sara Alavi-Demirci (Germany)

P06-64 / 1428: Impact of cytoreductive surgery outcomes in primary mucinous ovarian cancer – retrospective multicentre international study

Tejumola Olaoye (United Kingdom)

P06-65 / 1459: Impact of surgical timing and residual disease on progression-free survival in advanced low-grade serous ovarian carcinoma

Fausto Napolitano (Italy)

P06-66 / 1522: Integrative analysis of therapeutic modalities in mucinous ovarian carcinoma associated with pseudomyxoma peritonei: A systematic review and meta-analysis

Lamprini Basmpana (Greece)

P06-67 / 1582: Minimally invasive interval debulking surgery in advanced ovarian cancer: survival and textbook oncologic outcomes analysis from the national cancer database

Chiara Ainio (United States)

P06-68 / 1598: Intestinal surgery in advanced ovarian cancer: real-world outcomes of resections and stoma formation from the international SUROVA study

Ignacio Chiva-San Román (Spain)

P06-69 / 1637: Fertility and oncological outcomes after fertility sparing surgery in ovarian cancer: A systematic review and meta-analysis

Laura Burney Ellis (United Kingdom)

P06-70 / 1667: Not all ovarian cancers are cold: unmasking immunogenic subtypes through biomarker profiling across demographics

John K Chan (United States)

P06-71 / 1673: Artificial intelligence at diagnostic laparoscopy for advanced ovarian cancer: extension and validation of the PREDATOOR project

Alice Zampolini Faustini (Italy)

07. Palliative care

P07-01 / 597: Timing of last chemotherapy before death in HGSO patients, do we recognize the time for palliation?

Matilda Aakula (Finland)

P07-02 / 754: Survival outcomes with palliative care in patients with advanced epithelial ovarian cancer who did not undergo surgery after neoadjuvant chemotherapy

Chaitanya Jagannath Patil (India)

08. Pathology

P08-01 / 752: Redefining the HER2 spectrum in breast cancer: distinct clinicopathological profile of HER2-low and ultra-low tumors

Fatma Sadallah (Tunisia)

09. Prevention of gynaecological cancer

P09-01 / 70: The risk of breast cancer following ovarian cancer in women with a pathogenic mutation in BRCA1 or BRCA2

Adriana I. Apostol (Italy)

P09-02 / 498: Evaluating the clinical effectiveness and potential impact of opportunistic bilateral salpingectomy in 21.8 million UK general population women

Subhasheene Ganesan (United Kingdom)

P09-03 / 575: International trends in concurrent hysterectomy during risk-reducing surgery in BRCA1/2 pathogenic variant carriers: A mixed-methods study

Tamar Anna Gootzen (The Netherlands)

P09-04 / 839: Risk-reducing surgery in hereditary ovarian cancer: evidence supporting broader genetic indications and the role of concomitant hysterectomy

Chiara Cassani (Italy)

P09-05 / 895: Urine human papillomavirus (HPV) testing as a strategy for cervical screening in high-risk older women – the alternative cervical screening (ACES) 65+ study

Jiexin Cao (United Kingdom)

P09-06 / 1007: Impact of p16 immunohistochemical evaluation in HPV-based cervical cancer screening

Thaís Gimenes Sardinha (Brazil)

P09-07 / 1062: AI-PAP study: artificial intelligence and digital pathology for predicting cervical dysplasia and cancer from co-test digital slides

Lucia Zanchi (Italy)

P09-08 / 1215: Soft robotic transvaginal access to the cervix: biomechanical evidence for speculum-free cervical cancer screening

Aoife McDonald-Bowyer (United Kingdom)

P09-09 / 1260: Parental awareness, attitudes, and intention to vaccinate children against HPV in kazakhstan

Fatima Kassymbekova (Kazakhstan)

P09-10 / 1469: Bridging expertise and technology: visual cervical cancer screening performance of medical students, AI, and an expert in low-resource settings

Luis Chiva (Spain)

P09-11 / 1472: Comparative analysis of BRCA pathogenic variant detection in a real-world setting: population screening versus oncogenetic clinics

Shunit Armon (Israel)

P09-12 / 1698: Comparison of conservative treatment of cervical intraepithelial lesions with imiquimod with standard excisional technique using LLETZ: A two-year follow up of a randomized controlled trial

Andrej Cokan (Slovenia)

10. Quality of life after treatment

P10-01 / 247: Health-related quality of life with addition of PD-(L)1 inhibitors in gynecologic cancers: A systematic review and meta-analysis

Jasmina Veta Darkovski (Germany)

P10-02 / 319: Utilisation of patient-reported outcome measures for women with low health literacy in gynaecological oncology – a mixed-methods study

Dachel Dominique Seeratan (The Netherlands)

P10-03 / 426: “mapping lymphedema: A prospective study of its burden, predictors, and quality-of-life impact after nodal staging in endometrial cancer.”

PRANIDHA SHREE C A (India)

P10-04 / 459: Integrating menopause care into oncology: implementation of a multidisciplinary oncology–menopause meeting for gynaecological cancer survivors

Eleanor Kate Brierley (United Kingdom)

P10-05 / 1271: Steps toward recovery: ambulation and outcomes after gynecologic oncologic surgery

Michael Lavie (Israel)

11. Rare tumours

P11-01 / 56: Evaluation of clinicopathological features and prognoses of patients with endometrial lymphoma

Baki Erdem (Türkiye)

P11-02 / 144: Molecular landscape of endometrial stromal tumors

Marta Brunetti (Norway)

P11-03 / 945: Timing measurement of inhibin B in surveillance after fertility-sparing surgery for granulosa cell tumors – a systematic review

Katrine Fuglsang (Denmark)

P11-04 / 1642: Uterine leiomyosarcoma: independent prognostic factors for overall and recurrence-free survival in a large international cohort

Chloé Marechal (The Netherlands)

P11-05 / 1717: Comprehensive clinico-pathologic and molecular characterization of female adnexal tumour of wolffian origin

Giacomo Guidi (Italy)

12. Translational research/biomarkers

P12-01 / 252: Clinical and genomic characteristics of gynaecological cancer patients in the IMPRESS-norway trial – a national precision oncology trial exploring new indications

Cecilie Fredvik Torkildsen (Norway)

P12-02 / 430: Deep learning-based risk stratification for recurrence in apparent early-stage endometrial cancer

Alessandro Buda (Italy)

P12-03 / 493: Single-cell profiling guides a disease-tailored TCR-based immunotherapy for epithelial ovarian cancer

Maria Chiara Maffia (Italy)

P12-04 / 779: Impact of recent antibiotic exposure on gut microbiome dynamics and clinical outcomes in gynecologic cancer patients receiving immune checkpoint inhibitors

Hyun Jin Choi (Republic of Korea)

P12-05 / 790: Evaluation of giscar, an HRD test, based on sequencing of a comprehensive cancer gene panel.

Raphael Leman (France)

P12-06 / 837: Claudins as prognostic biomarkers in gynecologic malignancies: A systematic review and meta-analysis

Nabil Manzour (Spain)

P12-07 / 842: Single-cell transcriptomic signatures identify drug combinations to address platinum resistance in ovarian cancer

Katrin Kleinmanns (Norway)

P12-08 / 984: APOBEC mutagenesis in endometrial cancer

Flavia Giacomini (United States)

P12-09 / 1430: Title: age-related genomic differences in endometrial and ovarian cancer: insights from the FPG500 project.

Rita Trozzi (Italy)

P12-10 / 1445: Precision fertility-sparing treatment in endometrial cancer: a multi-omics, imaging, and organoid program to predict response and preserve reproductive potential.

Valentina Bruno (Italy)

P12-11 / 1461: The mirror of tolerance: onco-fetal immune checkpoints linking recurrent pregnancy loss and endometrial cancer

Valentina Bruno (Italy)

P12-12 / 1509: Germline pathogenic variants identification through comprehensive cancer genome profiling in a cohort of ovarian and endometrial cancer patients

Camilla Nero (Italy)

14. Vaginal and vulvar cancer

P14-01 / 507: Depth of invasion measurement according to FIGO 2021 leads to missed lymph node involvement in stage IA vulvar squamous cell carcinoma: is the gain worth the cost?

Willemijn L. van der Kolk (The Netherlands)

P14-02 / 947: Groin ultrasound in post-treatment surveillance of vulvar cancer: prognostic value and clinical implications

Sara Ammar (Italy)

15. Organization of gynaecological cancer care

P15-01 / 173: From stigma to solidarity: developing a sustainable national cervical cancer advocacy model in alignment with global sdgs in pakistan

Zainab Zubair (Pakistan)

P15-02 / 236: Regional variation in the treatment of stage IV endometrial carcinoma: A nationwide analysis from the netherlands

Henrica Werner (Norway)

P15-03 / 277: Assessing gender and regional diversity in ESGO and ENYGO membership and governance: A 12-year perspective

Tibor A Zwimpfer (Switzerland)

P15-04 / 574: Symptomatic and asymptomatic recurrence in endometrial cancer: survival outcomes from a multicenter prospective observation study in norway

Ingvild Vistad (Norway)

P15-05 / 744: Effectiveness of wound drains in preventing surgical site infections among obese gynecological cancer patients undergoing laparotomy: an open-label randomized trial

Vasilios Pergialiotis (Greece)

P15-06 / 850: Preliminary results of an ongoing prospective observational nurse-led integrated model combining proms, prems, telepsychology and patient advocates in women with suspected gynaecological malignancy

Giuseppe Colonna (Italy)

P15-07 / 852: Nurse-led digital chatbot for women with suspected gynaecologic cancer: preliminary data on anxiety, information, and care continuity

Claudio Morelli (Italy)

P15-08 / 853: Preliminary outcomes of a nurse-led digital chatbot for women with suspected gynaecologic cancer: improving anxiety, satisfaction, and care continuity

Claudio Morelli (Italy)

P15-09 / 1485: Defining an evidence-based, effective strategy for streamlining gynaecology oncology multidisciplinary team meetings.

Andrew Anthony Durden (United Kingdom)

P15-10 / 1581: Impact of mindfulness meditation on neurocognitive functions in gynaecological cancer survivors: A randomized controlled trial (interim analysis)

Meenal Bhati (India)

P15-11 / 1711: Predictive modelling for serious postoperative complications in gynaecological oncology using an enhanced recovery after surgery (ERAS) protocol compliance database

Vanessa Samouelian (Canada)

P15-12 / 1720: Complication profile and timing in gynaecological oncology surgery within an enhanced recovery after surgery (ERAS) protocol: analysis of 1666 patients

Vanessa Samouelian (Canada)

P15-13 / 1741: Building capacity in gynaecological oncology: bridging training gaps and improving surgical access for women with cervical cancer in Malawi

George Kassim Chilinda (Malawi)

16. Trial in progress

P16-01 / 100: An open-label, randomized, multicenter, phase 3 study of trastuzumab deruxtecan versus standard of care chemotherapy as adjuvant treatment for patients with HER2-expressing (IHC 3+/2+) endometrial cancer: DESTINY-endometrial02 (DE-02)

Alexandra Leary (France)

P16-02 / 109: An open-label, randomized, multicenter, phase 3 study of trastuzumab deruxtecan with bevacizumab versus bevacizumab monotherapy as first-line maintenance therapy in HER2-expressing ovarian cancer: DESTINY-ovarian01

Antonio J. González-Martín (Spain)

P16-03 / 699: Randomized Phase 3 study of first-line trastuzumab deruxtecan with rilvegostomig or pembrolizumab in patients with human epidermal growth factor receptor 2-expressing, mismatch repair-proficient, primary advanced or recurrent endometrial cancer: DESTINY-Endometrial01/GOG-3098/ENGOT-EN24

Trine Jakobi Nøttrup (Denmark)

P16-04 / 731: Efficacy of A multi-ingredient coriolus versicolor-based vaginal gel on high-risk HPV clearance: preliminary results from the PAPILOCAN randomized clinical trial

Patricia Sanmartín Salinas (Spain)

P16-05 / 786: A phase 1/2 study of ubamatamab (REGN4018): low-grade serous ovarian cancer expansion cohort

Els Van Nieuwenhuysen (Belgium)

P16-06 / 791: Rationale and study design of the KOV-HIPEC-04: A phase III randomized controlled trial in primary stage three and four ovarian cancer after interval cytoreductive surgery (FOCUS)

Myong Cheol Lim (Republic of Korea)

P16-07 / 966: BNT323-01: A phase 3 trial of trastuzumab pamirtecán (HER2 ADC) versus investigator's choice of chemotherapy in pretreated patients with HER2-expressing recurrent endometrial cancer (EC)

Hanna Dahlstrand (Sweden)

17. Patient advocates topic

PSP-01 / 130: Pl my sister's village

Feyza Ozturk (Türkiye)

PSP-02 / 154: Empowering patients to share their cancer journey safely: A structured approach to patient storytelling

Kim Hulscher (The Netherlands)

PSP-03 / 271: Motherhood in its many forms in patients with gynecological carcinomas.

Sonia Tiziana La Spina (Italy)

PSP-04 / 713: Esperanza: making of a video of SERAP to highlight a number of stigmas surrounding cervical cancer.

Sonia Yvonne Rademaekers (Belgium)

PSP-05 / 815: GO further and the power of narrative: a co-produced initiative to advance equity in gynaecological cancer care

Elaine Leung (United Kingdom)

PSP-06 / 1041: Salute in movimento (health in motion): a personalised physical activity programme to improve quality of life in women with gynaecological cancers

Ilaria Bellet (Italy)

PSP-07 / 1414: Study of the state of prehabilitation-rehabilitation in oncogynecology in georgia

Eka Sanikidze (Georgia)

PSP-08/ 1502: Driving awareness of womb cancer and tackling health inequalities in high-risk communities

Vasanthi James (United Kingdom)

PSP-09 / 1514: Strengthening cervical cancer prevention through patient advocacy and data-driven policy in albania

Kozeta Filipi (Albania)

PSP-10 / 626: Addressing the critical gap in women's cancer prevention: high screening awareness vs. low programme uptake in Serbia

Vesna Bondžić (Serbia)

EPOSTER

01. Cervical cancer

eP01-001 / 11: Evaluating a local cervical cancer referral pathway: adherence to guidelines and patterns in presentation

Alice Bradfield (United Kingdom)

eP01-002 / 14: Feasibility of HPV DNA and vaginal infectious disease detection in mail-delivered self obtained vaginal sample obtained by G+kit? (SELPAX-I)

Moon-Hong Kim (Republic of Korea)

eP01-003 / 43: Valéb: A medical device redefining cervical precancer treatment

Dirk Coeman (Belgium)

eP01-004 / 64: A real world review of the outcomes and toxicities of pembrolizumab in the management of advanced cervical cancer

Amy Cooper (United Kingdom)

eP01-005 / 71: Risk stratification in cervical cancer screening: the clinical significance of ASC-H in the era of self-collection HPV testing

Aygun Hasanova (Azerbaijan)

eP01-006 / 103: Oncologic and obstetric outcomes after neoadjuvant chemotherapy followed by abdominal radical trachelectomy in cervical cancer: a single-institution retrospective analysis

Yusuke Inomata (Japan)

eP01-007 / 107: Hysterectomy following chemoradiotherapy for persistent or symptomatic cervical cancer: A single-centre series of 22 patients

Rebecca Karkia (United Kingdom)

eP01-008 / 108: Sentinel lymph node research in cervical cancer – case series analysis

CRISTIANE RABELLO (Brazil)

eP01-009 / 114: Prognostic impact of para-aortic lymphadenectomy versus PET/CT in locally advanced cervical cancer

Mikel Gorostidi (Spain)

eP01-010 / 120: Diagnostic value of para-aortic lymphadenectomy: treatment shifts and surgical safety in LACC (locally advanced cervical cancer)

Mar Rubio (Spain)

eP01-011 / 121: Para-aortic lymphadenectomy and treatment delay: clinical trade-offs in LACC (locally advanced cervical cancer)

Itziar Villagr  (Spain)

eP01-012 / 122: An unwanted transition: endometrial carcinoma in A 37-year-old transgender male on gender-affirming hormone therapy

Marianell Matabia Basunillo (Philippines)

eP01-013 / 138: Anti-cancer potential of gymnema sylvestre leaf extract against hela, human cervical adenocarcinoma cell lin

Ceren Eren (T rkiye)

eP01-014 / 139: Cervical cancer: incidence among residents of the almaty region and the impact of human papillomavirus on disease staging

Karlygash Tazhibayeva Karlygash Tazhibayeva (Kazakhstan)

eP01-015 / 171: Expression of androgen receptor in carcinoma cervix

Monalisa Peter (India)

eP01-016 / 199: Knowledge, attitude, and practices toward cervical cancer vaccination among non-medical undergraduate students—an observational study.

Clariphen Debbie Joseph Irudhayaraj (India)

eP01-017 / 207: Early postoperative complications after fertility-sparing surgery for cervical carcinoma: A consecutive series of 127 women

Kristine Krüger Hagen (Norway)

eP01-018 / 211: Effect of using a vaginal pipe to reduce tumour spillage during minimally invasive radical hysterectomy for cervical cancer

Seongmin Kim (Republic of Korea)

eP01-019 / 222: Three-years survival rate and associated factors among women with invasive cervical cancer attending at ocean road cancer institute, tanzania

John Lugata (Tanzania)

eP01-020 / 240: Epidemiological profile and therapeutic management of cervical cancer in a tunisian university hospital

Mechaal Mourali (Tunisia)

eP01-021 / 264: The value of the naples prognostic score at diagnosis as a predictor of cervical cancer progression

Hyunkyung Seo (Republic of Korea)

eP01-022 / 265: Prognostic significance of psoas muscle index at diagnosis in cervical cancer progression

Hyunkyung Seo (Republic of Korea)

eP01-023 / 280: A minimally invasive treatment approach for early-stage uterine cervical cancer: the impact of the LACC trial

Elena Mihaela Vrabie (Romania)

eP01-024 / 338: A rare case of synchronous cervical, tubal, and ovarian carcinomas with consistent HPV31 DNA and E6/E7 mRNA detection

Fang Li (China)

eP01-025 / 373: Optimizing preoperative assessment in FIGO stage IB–II cervical cancer: the role of delayed gadobutrol-enhanced MRI after neoadjuvant chemotherapy

Kamiel Verbruggen (Belgium)

eP01-026 / 396: Combination of diagnostic conisation and laparoscopic lymph-node staging by early cervical cancer to plan the definitive therapy and avoid over- or undertreatment

Balázs Klencsár (Hungary)

eP01-027 / 409: Salvage radical hysterectomy for central pelvic recurrence of cervical cancer after chemoradiation: a laparoscopic approach

Elena Maria Vettoretti (Italy)

eP01-028 / 435: Eugenol-mediated cytotoxic and genotoxic effects in HPV-associated cervical cancer ?cells: impact of host immunity and vaccination status

Fatema Giray (Ireland)

eP01-029 / 445: PINCS1: A feasibility study of earlier postnatal cervical screening and self-sampling

Victoria Anne Cullimore (United Kingdom)

eP01-030 / 446: Laparoscopic total exenteration on cervical cancer relapse

Satanova Rinatovna Alima (Kazakhstan)

eP01-031 / 451: Comparison of treatment outcomes for early-stage cervical cancer undergoing diagnostic conization and conization with sentinel lymph node biopsy.

Ewa Milnerowicz-Nabzdzyk (Poland)

eP01-032 / 456: Total pelvic exenteration for locally recurrent cervical squamous cell carcinoma: A video presentation

Lena Türeyici (Türkiye)

eP01-033 / 460: Surgical selection in cervical cancer, how can we move forward?

Dionyssios Katsaros (Italy)

eP01-034 / 476: Assessing the impact of induction chemotherapy on tumour size and high-risk clinical target volume in locally advanced cervical cancer

Alexander Pawsey (United Kingdom)

eP01-035 / 506: Integrating histopathology, spatial proteomics, and transcriptomics to uncover mechanisms of regression in cervical intraepithelial neoplasia grade 2

Ella Anttila (Finland)

eP01-036 / 508: From knowledge to action: HPV vaccine awareness and acceptance in georgia

Gvantsa Apriamashvili (Georgia)

eP01-037 / 530: Genotyping of high risk human papilloma viruses by self-sampling in a mexican population.

Eva Maria Gomez-Garcia (Mexico)

eP01-038 / 551: Extraperitoneal para-aortic lymphadenectomy in 10 steps : surgical technique

Margaux Renier (France)

eP01-039 / 567: Phase-1 trial of neoadjuvant durvalumab immunotherapy (DURVIT) delivered peritumorally in early-stage cervical cancer: safety and immune efficacy data.

Marjke Strikwerda (The Netherlands)

eP01-040 / 579: Pelvic exenteration for recurrent gynaecologic malignancies: contemporary outcomes from a single tertiary centre

Murat Api (Türkiye)

eP01-041 / 581: Primary cervical malignant melanoma: A rare case of vegetant lesion in the cervical os

Esra Keles (Türkiye)

eP01-042 / 611: Toxicity and survival outcomes in locally advanced cervical cancer: A 10-year retrospective analysis

Daniel Bandarra (Portugal)

eP01-043 / 614: The impact of human papillomavirus on chinese women participating in the “two-cancer screening” program.

Qi Sun (China)

eP01-044 / 620: The role of human papillomavirus in cervical cancer prevention within china's „two-cancer screening“ program.?

Qi Sun (China)

eP01-045 / 726: Neoadjuvant chemotherapy followed by radical trachelectomy as fertility-sparing treatment in early cervical cancer with tumor diameter >2cm: advances in application

Jiali Xu (China)

eP01-046 / 738: Proposing a value-based triage system for ultrastaging of sentinel nodes in women with cervical cancer.

Katrine Fuglsang (Denmark)

eP01-047 / 760: Use of cemiplimab therapy in patients with metastatic, recurrent cervical cancer treated at the national institute of oncology (NIO) in gliwice – our experience

Magdalena Sliwinska (Poland)

eP01-048 / 765: Mesonephric-like carcinoma of the cervix-a rare clinical problem. Report of 3 cases from 2024–2025.

Malgorzata Cieslak-Stec (Poland)

eP01-049 / 800: Early analysis of immunotherapy safety and benefit in metastatic/recurrent/persistent cervical cancer treated with first-line pembrolizumab: a tertiary centre experience

Slobodan Kutic (Serbia)

eP01-050 / 803: Laparoscopic pelvic lymph node debulking for massive metastatic disease in advanced cervical cancer: technical feasibility and perioperative safety

Evgeni Baev (Germany)

eP01-051 / 821: Sentinel lymph node biopsy versus pelvic lymphadenectomy in early-stage cervical cancer: a retrospective institutional review

Tiernes Marina Martin (Spain)

eP01-052 / 844: ICI-first, steroid-sparing neoadjuvant immunochemotherapy (NIC) sequence in advanced HPV-associated cervical cancer: protocol and early outcomes

Ting-Chang Chang (Taiwan)

eP01-053 / 849: Experiences and needs: a qualitative analysis on the psychosocial impact of primary radiotherapy on locally advanced cervical cancer patients (IMPRACC study)

Nicoline Schuur-Van, t Hof (The Netherlands)

eP01-054 / 875: A different therapeutic proposal for the management of cervical cancer in low-income countries with the TMMR technique

Paola Pomini (Italy)

eP01-055 / 877: Neoadjuvant chemotherapy prior to radical hysterectomy in locally advanced cervical cancer: 20 years of single-team experience.

Sapliat Isaeva (Russia)

eP01-056 / 909: Early use of adcs in gynecological oncology – a case report based on metastatic cervical cancer

Caroline Ines Preuss (Austria)

eP01-057 / 918: Radiation-induced gastrointestinal toxicity in cervical cancer: the need for specific duodenal dose constraints

Mouna Ben Rejeb (Tunisia)

eP01-058 / 932: „expecting while fighting: balancing maternal and fetal health:“ A case series on cervical cancer management during pregnancy

Ruby Ritz Gyle Abalos Melchor (Philippines)

eP01-059 / 953: Final para-aortic nodal status strongly predicts outcome in locally advanced cervical cancer: results from a monocentric retrospective study

Anne-Sophie Navarro (France)

eP01-060 / 958: Laparoscopic transuretero-ureterostomy as palliative urinary diversion in recurrent cervical cancer

Marta Arnáez de la Cruz (Spain)

eP01-061 / 992: The journey of patients with locally advanced or persistent, recurrent/metastatic cervical cancer in portugal – the TRACCER real-word study

Joana Rodrigues (Portugal)

eP01-062 / 1006: A survey-based analysis of the clinical application of the 2018 FIGO staging and treatment strategies for cervical cancer in korea: an ancillary study of DEBULK (KGOG1047S2)

Bo Seong Yun (Republic of Korea)

eP01-063 / 1020: Real-world impact of pembrolizumab-based chemoimmunotherapy in recurrent or metastatic cervical cancer: a large retrospective single center series

Ilary Ruscito (Italy)

eP01-064 / 1043: Management of international federation of gynecology and obstetrics (FIGO) stage IIA cervical cancer with extended upper vaginectomy: A case report and contemporary evidence concerning surgical and adjuvant strategies

Miltiadis N Badagionis (Greece)

eP01-065 / 1045: When time matters: the hidden burden of diagnostic delay in cervical cancer

Carlotta Sabini (Italy)

eP01-066 / 1068: MR imaging-based tumor perfusion associates recurrence after pelvic exenteration in cervical cancer – a validation study

Kristina Lindemann (Norway)

eP01-067 / 1081: Assessing the accuracy of large language models on ESGO/ESTRO/ESP guidelines for cervical cancer: an in-silico benchmarking study

Chiara Innocenzi (Italy)

eP01-068 / 1088: Nerve-sparing radical hysterectomy in a young woman with cervical cancer: anatomical rationale and surgical technique (type C1 nerve-sparing radical hysterectomy)

Violante Di Donato (Italy)

eP01-069 / 1105: Extraperitoneal para-aortic sentinel lymph node

Mathilde Del (France)

eP01-070 / 1112: Prevalence and sociodemographic characteristics of women who underwent hysterectomy for preinvasive cervical lesions at the university of benin teaching hospital

Kenneth Toby Maduako (Nigeria)

eP01-071 / 1115: Real-time metabolomic diagnosis of cervical precancer with laser desorption reims: ex vivo optimisation and in vivo evaluation

Apostolia Galani (United Kingdom)

eP01-072 / 1125: Clear cell carcinoma of the cervix : case report

Amina Mekerba (Algeria)

eP01-073 / 1141: The impact of younger age in locally advanced cervical cancer outcome

Lúcia Correia (Portugal)

eP01-074 / 1142: V-NOTES robotic trachelectomy for early cervical cancer:

A fertility-sparing minimally invasive approach

Jeonghyeon Shin (Republic of Korea)

eP01-075 / 1156: Oncologic outcomes and predictors of recurrence following pelvic exenteration for cervical cancer

Filippo Casaccia Giordano (Italy)

eP01-076 / 1158: Long-term follow-up of cervical cancer patients: a retrospective analysis of treatment-related toxicities

Roberta Massobrio (Italy)

eP01-077 / 1163: Locally advanced HPV-associated cervical cancer subtypes are associated with similar treatment response

Lúcia Correia (Portugal)

eP01-078 / 1175: Visispec – an AI-enabled vaginal speculum integrating coaxial illumination and intra-blade imaging for cervical screening

Roopesh Narayanachary (India)

eP01-079 / 1182: Laparoscopic identification of the inferior hypogastric plexus and nerve in gynecological surgery: key anatomic landmarks

Andreas Kavallaris (Greece)

eP01-080 / 1184: Update on long-term oncologic outcomes after laparoscopic radical hysterectomy without a uterine manipulator in cervical cancer patients st IB.

Andreas Kavallaris (Greece)

eP01-081 / 1189: Pelvic exenteration versus radical hysterectomy as salvage treatment for pelvic central recurrent/persistent cervical cancer. A european database propensity-matched preliminary analysis

Matteo Loverro (Italy)

eP01-082 / 1192: Clear cell adenocarcinoma of the cervix in pediatrics

Fe Basuel Aquino (Philippines)

eP01-083 / 1235: CADM1 and MAL methylation by ddPCR in HPV-positive women with high-grade and invasive cervical lesions

Maria Anisimova (Russia)

eP01-084 / 1237: Repair of vesicovaginal fistula with martius flap in a patient with recurrent cervical cancer

Ilker Cakir (Türkiye)

eP01-085 / 1244: Bladder function after nerve-sparing radical hysterectomy (muallem technique) a five-year prospective single-cohort study

Andrea Miranda (Germany)

eP01-086 / 1266: Step-by-step type C1 robotic radical hysterectomy

Giulio Bonaldo (Spain)

eP01-087 / 1297: Scoping engagement and the impact of health inequality across the three national screening programmes for breast, bowel, and cervical cancer for women in england

Nicola Hubbard (United Kingdom)

eP01-088 / 1306: Lymphoepithelioma-like carcinoma :a case report

Chaima Derbel (Tunisia)

eP01-089 / 1318: Prolonged survival in advanced cervical carcinoma: A case report

Jasmina Djundeva (North Macedonia)

eP01-090 / 1325: Third world radiation treatment using simple radiation machines is not inferior to advanced western radiation treatment in gynecological cancer.

Ahmed M Akl (United States)

eP01-091 / 1355: Efficacy and safety of chemoradiotherapy with hyperthermia in locally advanced cervical cancer: systematic review and meta-analysis

Sapiat Isaeva (Russia)

eP01-092 / 1367: Beyond the cervix: does peritoneal HPV-DNA predict outcomes in locally advanced cervical cancer? PIONEER II study

Matteo Bruno (Italy)

eP01-093 / 1376: May infection with ureplasma urelayticum and mycoplasma hominis have an important role in developing CIN 2+ lesions?

Vesna Krsic (Serbia)

eP01-094 / 1413: Topical immunomodulatory treatment (IMIQUIMOD) of cervical intraepithelial lesions: cytological and molecular response rate

Juan Antonio Mieza – Arana (Spain)

eP01-095 / 1427: When clinical trials meet clinical reality: short-term experience with the INTERLACE protocol in locally advanced cervical cancer.

Ons Bettaieb (Tunisia)

eP01-096 / 1465: Newly diagnosed ovarian cancer in a patient followed up for cervical cancer

Zeynep ÖMER (Türkiye)

eP01-097 / 1482: Dosimetric evaluation of the vagina during radiotherapy for cervical cancer

Sarra Saidi (Tunisia)

eP01-098 / 1489: Radical hysterectomy in a pregnant patient: a case report

Irene Pellicer Espinosa (Spain)

eP01-099 / 1497: Cervical cancer – the influence of histology

Francisca Vilaça (Portugal)

eP01-100 / 1501: HALP index (hemoglobin, albumin, lymphocytes, platelets) as an independent prognostic factor in locally advanced cervical cancer

Guillermo Moreno Flores (Mexico)

eP01-101 / 1574: The impact of neoadjuvant therapy on vaginal cuff integrity:

A comparative analysis of dehiscence and evisceration following radical hysterectomy for cervical cancer

Bogdan Nicolae Andronic-Niculescu (Romania)

eP01-102 / 1586: A new multimodal approach: chemoimmunotherapy followed by chemoradiation therapy and pembrolizumab maintenance

Maria Cristina Petrella (Italy)

eP01-103 / 1614: Incidence of obstructive uropathy after radical hysterectomy in patients with locally advanced cervical cancer who previously received concurrent chemoradiotherapy: A retrospective analysis.

Guillermo Moreno Flores (Mexico)

eP01-104 / 1624: Evaluation of HPV awareness among parents of adolescent girls in tunisia: A cross-sectional study

Hajer Zelaiti (Tunisia)

eP01-105 / 1625: Outcomes after consolidative pelvic radiotherapy in FIGO 2021 stage IVB cervical cancer: a single-institution descriptive analysis

Rita Martelo (Portugal)

eP01-106 / 1629: Primary open radical hysterectomy with en bloc stapled vaginal cuff prior to colpotomy: feasibility and early outcomes in 13 cervical cancer patients

Gizem Çetinkaya Sendur (Türkiye)

eP01-107 / 1663: Para-aortic chemoradiation in locally advanced cervical cancer: real-world toxicity and clinical outcomes

Ons Bettaieb (Tunisia)

eP01-108 / 1666: Human papillomavirus persistence in the mexican population: A pilot study

Guillermo Moreno Flores (Mexico)

eP01-109 / 1670: Retroperitoneum, parametrium, vessels, and nerves: cadaveric, laparoscopic, and laparotomic surgical anatomy

Ilker Selcuk (Türkiye)

eP01-110 / 1676: The influence of preoperative conization on the treatment of IB1-IB2 cervical cancer in a brazilian oncology center

Ana Carla Ubinha (Brazil)

eP01-111 / 1677: Assessment of bladder volume reproducibility during external beam radiotherapy in pelvic malignancies

Hajer Zelaïti (Tunisia)

eP01-112 / 1692: Prognostic value of MRI assessment for response to chemoradiotherapy in locally advanced cervical cancer

Joana N Figueiredo (Portugal)

eP01-113 / 1702: VMAT-based chemoradiation in locally advanced cervical cancer: clinical outcomes and treatment tolerance

Ons Bettaleb (Tunisia)

eP01-114 / 1713: Fertility-sparing treatment for FIGO stage ia2 adenocarcinoma of the cervix

Sarah Joy Baron (United Kingdom)

eP01-115 / 1718: Uro-functional outcomes of type C2 selective systematic nerve-sparing and type C1 radical hysterectomy

Ilker Selcuk (Türkiye)

eP01-116 / 1740: Adrenal gland metastasis of primary cervical carcinosarcoma, an unusual clinical manifestation.

Alais Elizabeth Alvarado Roque (Brazil)

eP01-117 / 260: Prognostic tumor score at diagnosis and at the time of brachytherapy for locally advanced cervical cancer

Laurence Gonzague Casabianca (France)

02. Diagnostics

eP02-001 / 117: Postoperative status of the female reproductive organs following surgical treatment of uterine fibroids

Nozima Abduvaxidovna Umarova (Uzbekistan)

eP02-002 / 212: Multigene panel testing in gynaecological malignancies: A study in a cohort of over 1000 patients

Alexandros Bokas (Greece)

eP02-003 / 353: The evaluation of cervicovaginal fluid alpha-actinin-4 (ACTN4) levels in patients with high-risk genital HPV infections

Nilüfer Cetinkaya Kocadal (Türkiye)

eP02-004 / 444: Tumor-specific lymphatic dissemination patterns in gynecologic cancers: integrating anatomical, biological, and imaging correlates

Emma Facchetti (Italy)

eP02-005 / 450: Diagnostic performance of apparent diffusion coefficient values in magnetic resonance imaging as a biomarker for preoperative prediction of prognostic factors in endometrial carcinoma

Ashika M Padival (India)

eP02-006 / 512: Radiomic transfer learning applied to transvaginal ultrasound for preoperative prediction of lymphovascular space invasion in endometrial cancer

Gennaro Cormio (Italy)

eP02-007 / 654: Artificial intelligence-assisted ultrasound evaluation of adnexal masses: a step toward more accurate diagnosis

Roberta Massobrio (Italy)

eP02-008 / 840: Postoperative evaluation of colorectal anastomotic integrity using transvaginal ultrasound combined with transrectal instillation: the ECO-LEAK pilot study

Manel Montesinos-Albert (Spain)

eP02-009 / 1000: Pelvic mass with high suspicion of ovarian neoplasia: A case report highlighting diagnostic discordance between radiology, intraoperative findings, and definitive histopathology

ANA LOPEZ PENEDO (Spain)

eP02-010 / 1028: Prediction of lynch syndrome from ultrasound images of a healthy uterus: radiomics as a new tool.

Rosanna Mancari (Italy)

eP02-011 / 1060: Not all HPV-positive tumours are cervical: endometrial carcinoma presenting as a cervical mass

Cristina Celada Castro (Spain)

eP02-012 / 1106: Sentinel lymph node mapping in endometrial and cervical cancer without ICG

Szilard Leo Kiss (Romania)

eP02-013 / 1140: Integration of artificial intelligence and raman spectroscopy for enhanced discrimination of tumoural and healthy cervical tissues

Emanuele De Angelis (Italy)

eP02-014 / 1218: Ultrasonographic features of rare esophytic borderline ovarian tumors

Ludovica Spanò Bascio (Italy)

eP02-015 / 1364: Prevalence analysis and age profile of high-risk human papillomavirus genotypes: a retrospective assessment

Mariam Khutsishvili (Georgia)

eP02-016 / 1371: Anatomical and functional framework of the ventral and dorsal lymphatic pathways in gynaecologic malignancies: insights from cadaveric dissection and ultrasound imaging

Emma Facchetti (Italy)

eP02-017 / 1570: Evaluation and management of radiologically detected subclinical breast lesions: a retrospective study

Ekram Guerbej (Tunisia)

eP02-018 / 1628: Pre-fixation uterine bivalving improves histopathological quality in endometrial cancer specimens

Aisling Mc Donnell (Ireland)

eP02-019 / 1714: Outcomes following an insufficient endometrial biopsy in women with postmenopausal bleeding

Kanaka Rajendra Kulkarni (United Kingdom)

eP02-020 / 1725: A simple algorithm integrating O-RADS with serum markers outperformed ultrasound alone in the preoperative risk assessment of adnexal masses: will ESGO/ISUOG/IOTA consensus be reassessed?

Mikhail Katsyuba (Russia)

03. Endometrial cancer

eP03-001 / 40: Is pharmacologic thromboprophylaxis needed in robotic-assisted hysterectomy? A big data study

Chen Nahshon (Israel)

eP03-002 / 41: Ultrasound accuracy in detecting myometrial infiltration in endometrial cancer: comparison with pathological findings

Daimaris Ortega Suarez (Spain)

eP03-003 / 50: Bridging imaging and pathology in endometrial carcinoma: diagnostic insights from MRI accuracy

Anusha Kamath (India)

eP03-004 / 60: Prognostic value of ki-67 in patients with endometrial cancer in the republic of moldova

Irina Tripac (Moldova)

eP03-005 / 68: Beyond the uterus: clinicopathological predictors of lymph node metastasis in uterine cancer

Fidan Novruzova (Azerbaijan)

eP03-006 / 72: Minimally invasive surgery for endometrial cancer: an analysis of the oncologic safety of intrauterine manipulator use

Aygün Hasanova (Azerbaijan)

eP03-007 / 74: Impact of prognostic factors on survival in endometrial cancer: insights from a 1028-patient cohort

Akbar Ibrahimov (Azerbaijan)

eP03-008 / 75: The impact of microsatellite instability on survival in endometrial cancer: A comprehensive analysis of molecular subtypes

Akbar Ibrahimov (Azerbaijan)

eP03-009 / 78: Lactate transmission from hypoxic tumor cells promotes macrophages senescence and M2 polarization via DNMT1-NHE7 axis to accelerate endometrial cancer progression

Shizhou Yang (China)

eP03-010 / 86: A rare aggression: an analysis of 12 uterine carcinosarcoma cases and literature insights

Kenza Benchaaboune (Morocco)

eP03-011 / 96: The role of reactive oxygen species in the pathogenesis and treatment of endometrial cancer

Dong Choon Park (Republic of Korea)

eP03-012 / 128: Preoperative risk factors and predictive model for endometrial carcinoma in women with endometrial intraepithelial neoplasia

Gil Zeevi (Israel)

eP03-013 / 131: Prognostic value of combined hormone receptors and HER2 in high-risk endometrial cancer

Slobodan Maricic (Serbia)

eP03-014 / 155: Experience of sectoriel center of oncology diseases of jendouba in mangement of high risk endometrial cancer with the inversed portec 3 protocol

Abid Wiem Arbi (Tunisia)

eP03-015 / 156: Metastatic endometrial carcinoma in the era of immunotherapy and stereotactic radiotherapy: case report

Cyrine Mokrani (France)

eP03-016 / 175: Preoperative MRI for deep myometrial invasion in low-grade (G1- G2) endometrial cancer: A 7-year single-centre NHS cohort

Ahmed Hamid Jabbar (United Kingdom)

eP03-017 / 203: The role of CT scans in endometrial cancer diagnosis: tumor spread and incidental findings

Karin Stålberg (Sweden)

eP03-018 / 213: Molecular profiling and clinicopathological characteristics of endometrial carcinoma in the kazakh population: first national cohort study (BR24992933)

Dauren Kaldybekov (Kazakhstan)

eP03-019 / 214: Intermediate-risk endometrial carcinoma: A multidisciplinary case with international pathology review

Dauren Kaldybekov (Kazakhstan)

eP03-020 / 248: Pure primary yolk sac tumor of the endometrium: case report in a postmenopausal patient.

Tania Roa Carrasco (Peru)

eP03-021 / 250: Endometrioid adenocarcinoma related to endometriosis and the use of unopposed oestrogen post surgical menopause

Susan Healsmith (Australia)

eP03-022 / 254: Clinicopathological and molecular landscape of lynch-associated endometrial carcinoma undergoing surveillance: A retrospective single-centre cohort study

Tunch Akmandor (United Kingdom)

eP03-023 / 267: The obesity paradox in endometrial cancer: lower BMI is associated with poorer survival

Amr Malawany (United Kingdom)

eP03-024 / 284: Reirradiation for recurrent uterine cancer: long-term outcomes, prognostic factors, and safety in a multi-institutional real-world cohort

Mateusz Bilski (Poland)

eP03-025 / 287: Final analysis of the pilot study to assess the prevalence of osteosarcopenic obesity in patients with endometrial cancer

Ieera Madan Aggarwal (Singapore)

eP03-026 / 298: The risk of endometrial carcinoma in premenopausal and postmenopausal breast cancer patients that used tamoxifen longer than 3 years

Domagoj Dobranic (Croatia)

eP03-027 / 301: POLE-mutated endometrial cancer: from genomics to clinical reality

Carmelo Calictona (Italy)

eP03-028 / 304: Sentinel lymph node biopsy versus systematic lymphadenectomy in endometrial cancer

Ane Toledo Silva (Spain)

eP03-029 / 308: Development of a preoperative predictive model for lymph node metastasis in endometrial cancer: supplemental analysis of JCOG1412

Yosuke Konno (Japan)

eP03-030 / 359: Mixed Müllerian tumors of the uterus: A case series of four patients highlighting diagnostic and therapeutic challenges

Mechaal Mourali (Tunisia)

eP03-031 / 370: Determining the optimal exposure time for sentinel lymph node mapping using indocyanine green in patients with early-stage endometrial and cervical cancer

Vitaliy Kozhakov (Ukraine)

eP03-032 / 378: Robotic surgical outcomes of class III obese endometrial cancer patients. is a severely obese woman worth 40 minutes?

Asya Gallinelli (Italy)

eP03-033 / 388: Diagnostic utility of serum human epididymis protein 4, endocan, sialyl-tn, and neopterin in endometrial cancer

Hamdullah Sozen (Türkiye)

eP03-034 / 420: Molecular classification of endometrial cancer patients in a tertiary care centre in india: A single institute experience

Madhuri Kavikondala (India)

eP03-035 / 422: A new, less invasive endometrial cancer staging surgery technic : retroperitoneal full pelvic and paraaortic lymphadenectomy via combining the transvaginal natural orifice transluminal endoscopic surgery (VNOTES) technique and single-port laparoscopy

Kevser Arkan (Türkiye)

eP03-036 / 436: Management of synchronous and metachronous endometrial and renal tumors – case series focusing on oncologic robotic surgical approach

Zvi Vaknin (Israel)

eP03-037 / 438: Clinical and molecular characteristics of POLE-mutated endometrial carcinoma: A single-center experience

Ibon Jaunarena Marin (Spain)

eP03-038 / 443: Impact of the COVID-19 pandemic on service recovery and referral pathways in endometrial cancer care

Xin Yi Jolynne Tan (United Kingdom)

eP03-039 / 458: Preoperative risk stratification of p53-abnormal endometrial cancer using expert ultrasound: clinical relevance of nodal staging in a multicentre retrospective study

Petra Bretova (Czech Republic)

eP03-040 / 497: Robotic sentinel pelvic and para-aortic lymph node biopsy in endometrial cancer

Nidhi Nayyar (India)

eP03-041 / 499: Comparison between laparoscopic and robotic surgery regarding sentinel lymph node detection in patients with endometrial carcinoma

Amir Snir (Israel)

eP03-042 / 500: Expression profile of switch / sucrose non-fermentable complex components in endometrial cancer patients

George Valasoulis (Greece)

eP03-043 / 504: Are actin regulators implicated in endometrial cancer pathogenesis?

George Valasoulis (Greece)

eP03-044 / 516: Performance of a generative AI model in assigning FIGO 2023 endometrial cancer stages compared with clinician assessment

Mohamed Okba (United Kingdom)

eP03-045 / 538: Toumai robotic system in endometrial cancer surgery: first report of sentinel lymph node dissection in ten steps

Matteo Pavone (Italy)

eP03-046 / 540: Sentinel lymph node biopsy versus systematic lymphadenectomy in endometrial cancer with radiologically enlarged lymph nodes: A retrospective cohort study

Mohammed Sunoqrot (United Kingdom)

eP03-047 / 541: Diagnostic accuracy of preoperative imaging for nodal metastasis in endometrial cancer

Amr Malawany (United Kingdom)

eP03-048 / 545: From challenge to precision: robotic strategies and key tips to achieve effective nodal staging and prevent empty packets in severely obese patients

Simone Bruni (Italy)

eP03-049 / 554: Prognostic significance of estrogen receptor and ki-67 within the NSMP molecular subtype for fertility-sparing treatment in atypical hyperplasia and early endometrial cancer

Olga P. Matylevich (Belarus)

eP03-050 / 556: Robotic pelvic and paraaortic lymphadenectomy up to the renal vein in a patient with serous endometrial carcinoma: A surgical video presentation

Fatih sanlikan (Türkiye)

eP03-051 / 584: Circulating proteins in endometrial cancer: an examination of genomic and proteomic signatures in the UK biobank

Victoria Searle (United Kingdom)

eP03-052 / 591: Robotic surgery with sentinel lymph node mapping in early-stage endometrial cancer: our experience and feasibility

Daria Marsillo (Italy)

eP03-053 / 595: EVA: developing a low-cost conversational AI model to improve quality of life after endometrial cancer

Emina Ahmetlic (Bosnia and Herzegovina)

eP03-054 / 599: The evaluation of miRNA-204 and miRNA-652-3p as serum biomarkers for endometrial cancer diagnosis and prognosis

Hamdullah Sozen (Türkiye)

eP03-055 / 604: Evalution of potential ARID1A mutation in molecularly classified endometrial cancer patients

Dagistan Tolga Ariöz (Türkiye)

eP03-056 / 636: Correlation of multiparametric MRI with histopathological and molecular features for preoperative risk stratification in endometrial cancer: A retrospective analysis

Deepika Rajkumar (India)

eP03-057 / 643: Patient-reported outcome measures in recurrent/advanced endometrial cancer: A targeted literature review and clinician perspectives

Britt K Erickson (United States)

eP03-058 / 646: Exploring the benefits of robotic surgery in endometrial cancer patients with severe obesity: a single institution retrospective analysis.

Maria Pascotto (Italy)

eP03-059 / 661: Spectrum of molecular subtypes and their clinical associations in endometrial carcinoma: A cohort analysis

Sofia Pedrosa de Moura (Portugal)

eP03-060 / 667: Postoperative venous thromboembolism in endometrial cancer patients: incidence and risk factors in an asian population

Szu-Wei Huang (Taiwan)

eP03-061 / 672: Robotic obturator sentinel node dissection: step-by-step procedure

Chrysoula Margioulas-Starkou (Greece)

eP03-062 / 677: Integrating molecular classification in endometrial carcinoma under the 2025 ESGO-ESTRO-ESP guidelines: real-world impact on risk stratification and adjuvant therapy in a dedicated cancer center

Margarida Cal (Portugal)

eP03-063 / 678: Occult pelvic nodal metastases in endometrial carcinoma: A single-centre retrospective cohort study

Richa Suresh Sankhe (United Kingdom)

eP03-064 / 697: Unexpected endometrial carcinoma within hysteroscopically resected polyps: A case series

Emina Ahmetlic (Bosnia and Herzegovina)

eP03-065 / 705: Insights from the pre-molecular era in advanced endometrial cancer

Jacopo Conforti (United Kingdom)

eP03-066 / 710: Addressing the role of age, obesity and type 2 diabetes mellitus on endometrial cancer survival

Maria Nunes De Abreu (Portugal)

eP03-067 / 714: Prognostic prediction model for fertility-preserving therapy in young patients with endometrial cancer using MRI-based radiomics analysis

Daisuke Ochiai (Japan)

eP03-068 / 787: Prognostic factors influencing survival in advanced-stage endometrial cancer: A single-centre analysis

Charlotte Ruscoe-Price (United Kingdom)

eP03-069 / 808: The surgical stage of endometrial cancer treatment at the grodno university clinic: The progression of accesses and volumes of operations performed over a three-year period

Maksim Pishchik (Belarus)

eP03-070 / 813: Sentinel lymph node biopsy versus systematic lymphadenectomy in high-risk endometrial cancer; a retrospective cohort study.

Annie Burnstead Vujcic (Spain)

eP03-071 / 823: Surgico-pathological parameters, treatment patterns, and oncological outcomes in uterine cancer: A real-world insight from a sub-himalayan region of india

Kavita Khoiwal (India)

eP03-072 / 826: When postmenopausal uterine fluid collection occurs, those who need an endometrial biopsy to rule out endometrial cancer?

Yuxia Jiang (China)

eP03-073 / 829: Metachronous endometrial endometrioid adenocarcinoma following treated cervical squamous cell carcinoma: A rare second primary malignancy detected through routine post-radiation surveillance

Kate Christine Cardenas Ramos (Philippines)

eP03-074 / 830: Molecular subtyping of recurrent early-stage endometrial cancer: A retrospective cohort analysis from south india

Monikha Sivapragasam (India)

eP03-075 / 838: Laparoscopic management of colovaginal fistula after brachytherapy for endometrial carcinoma

Selcuk Erkilinc (Türkiye)

eP03-076 / 847: From hyperplasia to malignancy: factors influencing the development of endometrial carcinoma

Mariam Khutsishvili (Georgia)

eP03-077 / 856: The role of sentinel lymph node sampling and lymphadenectomy in adjuvant treatment decisions for patients with endometrial carcinoma.

Laura Louise Malins (United Kingdom)

eP03-078 / 867: Conservative management of early-stage endometrial cancer in high-risk surgical patients: preliminary single-center experience.

Carlotta Campatelli (Italy)

eP03-079 / 869: Primary radiotherapy versus surgery in early-stage endometrial cancer among high-surgical-risk patients: a retrospective comparative study.

Sergi Fernández-González (Spain)

eP03-080 / 879: Factors contributing to recurrence of endometrial cancer

Salma Addi (Morocco)

eP03-081 / 886: Molecular profile of high-grade endometrial carcinoma: a multicentre retrospective study

Giuseppina Fais (Italy)

eP03-082 / 896: Clinical outcomes and prognostic factors in patients with uterine carcinosarcoma: a single-center retrospective analysis

Anna Kryzhanivska (Ukraine)

eP03-083 / 907: Robotic-assisted laparoscopy combined with sentinel lymph node biopsy reduces the risk of undertreatment in elderly patients with endometrial cancer: a retrospective cohort study.

Elina Kivekäs (Finland)

eP03-084 / 915: Robotic hysterectomy with sentinel node mapping for early endometrial cancer in a pelvis with deep infiltrating endometriosis: a video abstract

Rebecca Karkia (United Kingdom)

eP03-085 / 921: Pattern of lymph node metastasis in endometrial cancer patients: how tumor grading could influence rate of itc, micrometastasis and macrometastasis

Giorgio Candotti (Italy)

eP03-086 / 928: Reclassification and prognostic performance of the 2025 versus 2020 ESGO/ESTRO/ESP risk groups in early-stage endometrial cancer

Diletta Fumagalli (Italy)

eP03-087 / 970: Tumor miR-622 is a predictive biomarker of response to maintenance PARP inhibitor olaparib after platinum-based chemotherapy in patients with advanced/metastatic endometrial cancer: ancillary analysis of UTOLA GINECO trial.

Raphael Leman (France)

eP03-088 / 972: Distribution of molecular subtypes in endometrial cancer following the updated 2025 ESGO-ESTRO-ESP guidelines: A prospective cohort study.

Dimitrios Zouzoulas (Greece)

eP03-089 / 973: Correlation between clinical risk stratification and molecular classification of aggressive endometrial carcinoma

Niraj Dilip Patil (India)

eP03-090 / 975: Clinicopathological correlation and prognostic impact of lymphovascular space invasion (LVSI) in endometrial carcinoma: A retrospective cohort study from a high-volume cancer centre

Niraj Dilip Patil (India)

eP03-091 / 978: Advanced endometrial cancers – outcome of patients undergoing neoadjuvant treatment followed by cytoreductive surgery: A retrospective study

Niraj Dilip Patil (India)

eP03-092 / 1001: Does cttnb1 exon 3 mutation have an impact on the prognosis of endometrial cancer

Dagistan Tolga Ariöz (Türkiye)

eP03-093 / 1016: Robotic TLH-BSO with SLN mapping and full-thickness bladder endometriosis resection in stage IB grade 3 serous endometrial cancer

Rebecca Karkia (United Kingdom)

eP03-094 / 1027: Elevated platelet-to-lymphocyte ratio in mismatch repair-deficient endometrioid endometrial carcinoma

Elzahra Ibrahim Mohamed (Ireland)

eP03-095 / 1036: Indirect treatment comparison of durvalumab plus carboplatin/paclitaxel followed by durvalumab plus olaparib versus pembrolizumab plus carboplatin/paclitaxel followed by pembrolizumab as first-line treatment for mismatch repair proficient endometrial cancer

Shannon N. Westin (United States)

eP03-096 / 1047: Predictive value of transvaginal doppler ultrasound in the evaluation of endometrial cancer in postmenopausal women

EVIS Binaj (Albania)

eP03-097 / 1052: Environmental endocrine disruptors and endometrial cancer: A systematic review of epidemiological studies

Dalia Incognito (Italy)

eP03-098 / 1094: En-block resection of sentinel nodes with lymphatic vessels and uterus in endometrial cancer. does it matter?

Miltiadis N Badagionis (Greece)

eP03-099 / 1097: Comparative outcomes of NSMP ER-negative, NSMP ER-positive G3, and p53-abnormal endometrial cancers: are they truly alike?

Vincenzo Tarantino (Italy)

eP03-100 / 1123: Cutaneous metastases as the first manifestation of endometrial cancer recurrence

Paulina Zygmowska (Poland)

eP03-101 / 1128: Robotic versus laparoscopic surgical staging for endometrial cancer: oncological and surgical outcomes

Dalia Jabarin (Israel)

eP03-102 / 1135: Metabolomic signatures of molecular classes in endometrial cancer with a focus on TP53-mutant tumors

Zehra Gul Ozcelebi (Türkiye)

eP03-103 / 1145: Mismatch repair status and 3-year recurrence-free survival in FIGO 2023 stage I endometrial cancer: real-world outcomes, treatment patterns, and fertility-sparing uptake from a single-centre cohort

Dasuni Pathiraja (Australia)

eP03-104 / 1147: Hidden omental metastasis in high risk early stage endometrial cancer. Is it time for avoiding staging omentectomy?

Gerard Molina Olivella (Spain)

eP03-105 / 1148: Sentinel lymph node in high endometrial cancer: does it make a real change?

Gerard Molina Olivella (Spain)

eP03-106 / 1150: Laparoscopic primary repair of an intraoperatively injured obturator nerve during pelvic lymphadenectomy: A case with electrophysiological follow-up

Merve Aldikactioglu Talmac (Türkiye)

eP03-107 / 1160: Surgical outcomes after atypical endometrial hyperplasia: evaluating the role of repeat endometrial sampling

Noemi Curzel (Portugal)

eP03-108 / 1165: Cervical diameter and length: association with failure of sentinel lymph node mapping in endometrial carcinoma

Analise Maria D Mello (India)

eP03-109 / 1173: Laparoscopic sentinel node mapping in endometrial cancer: tips, tricks and key anatomical sites.

Dimitris Zygouris (Greece)

eP03-110 / 1176: Sentinel lymph node mapping with indocyanine green and near-infrared imaging in laparoscopic surgery for endometrial cancer: institutional experience and long-term follow-up

Dimitris Zygouris (Greece)

eP03-111 / 1186: Prognostic role of PIK3CA gene mutations in early-stage endometrial carcinoma in the context of the 2023 FIGO classification

Noemi Tonti (Italy)

eP03-112 / 1193: Understanding the microbial environment of endometrial cancer: A case-control study.

Carlotta Monateri (Italy)

eP03-113 / 1201: Circulating micromas as predictive biomarkers in endometrial cancer: A pilot study on the feasibility of nanostring-based liquid biopsy profiling

Marika Pia Di Viesti (Italy)

eP03-114 / 1202: Robotic resection of common iliac and para-aortic nodal recurrence in endometrial cancer: A three-step technique combining vascular control, ultrasound guidance, and no-touch en bloc excision

Davide Arrigo (Italy)

eP03-115 / 1204: Molecular classification of patients undergoing fertility sparing management of endometrial cancer: a systematic review and meta-analysis

Isabella Busa (United Kingdom)

eP03-116 / 1206: Prognostic factors of fertility sparing treatment with progestin in early-stage endometrial cancer

Yong Jung Song (Republic of Korea)

eP03-117 / 1222: Evaluating the shift in staging and lymphadenectomy after implementing FIGO 2023 guidelines. cohort study.

Marina Rodríguez Ruiz (Spain)

eP03-118 / 1226: Socioeconomic and clinical determinants of survival in endometrial cancer: A nationwide population-based swedish gynecologic cancer group (sweGCG) study

Guillermo Forfait (Sweden)

eP03-119 / 1250: False-positive PET/CT suggesting nodal recurrence two years after initial surgery in early-stage endometrioid carcinoma: reactive histiocytic lymphadenopathy confirmed by CD68 immunohistochemistry

Tunç Timur (Türkiye)

eP03-120 / 1257: Adherence to ESGO/ESTRO/ESP 2021 risk stratification and adjuvant treatment recommendations in endometrioid endometrial carcinoma: A one-year audit

Ciaran David Mckeown (Ireland)

eP03-121 / 1258: Clinical outcomes in pre-operatively diagnosed vs post-operatively upstaged stage III endometrial cancer: impact of systemic treatment timing

Amelia Mangroo (United Kingdom)

eP03-122 / 1261: Clinical and prognostic impact of the MELF pattern of invasion in endometrioid endometrial carcinoma: A retrospective multivariable evaluation of histopathologic and molecular correlates

Tunç Timur (Türkiye)

eP03-123 / 1263: Microsatellite instability status and mismatch repair defects testing in endometrial cancer – insights from the multicenter E-PEC trial

Fabinshy Thangarajah (Germany)

eP03-124 / 1270: Weekly carboplatin–paclitaxel for frail endometrial cancer patients: feasibility, toxicity and survival in a multicentre real-world cohort

Martina Corrado (Italy)

eP03-125 / 1275: Uterine manipulator use and survival outcomes in endometrial cancer – insights from the multicenter E-PEC trial

Fabinshy Thangarajah (Germany)

eP03-126 / 1286: Clinicopathological features of endometrial cancer in a high-incidence eastern european population: seven-year experience from ukraine

Kateryna Kharchenko (Ukraine)

eP03-127 / 1288: Laparoscopic sentinel lymph node biopsy for early-stage endometrial cancer: prospective observational study

Chrysoula Margioulou-Siarkou (Greece)

eP03-128 / 1290: Histopathological characteristics and survival parameters of patients with POLE-mut and P53-abnormal endometrial cancer: a prospective cohort study

Aristarchos Almperis (Greece)

eP03-129 / 1294: Histopathological characteristics and survival parameters of patients with MMR-d endometrial cancer: a prospective cohort study

Aristarchos Almperis (Greece)

eP03-130 / 1310: Endometrial carcinoma arising in adenomyosis: A diagnostic challenge

Irene López Abad (Spain)

eP03-131 / 1315: Prognostic significance of subtypes of lymph node metastasis and isolated tumour cells in endometrial cancer, a population-based cohort study

Andrei Chilianu (Sweden)

eP03-132 / 1327: Dual-dye sentinel lymph node mapping in endometrial cancer: institutional validation of detection rates and predictive factors for mapping success

Vishakha Tyagi (India)

eP03-133 / 1328: Microcystic, elongated, fragmented (MELF) pattern in endometrial carcinoma: correlation with clinico-pathological features and molecular classification

Cristina Angela Camnasio (Italy)

eP03-134 / 1342: Disparities in endometrial cancer: a scoping review of lived experience.

Victoria Boydell (United Kingdom)

eP03-135 / 1343: Clinical impact of the new FIGO 2023 staging system in endometrial cancer: stage migration, risk redefinition, and prognostic–therapeutic implications

Iliaria Cuccu (Italy)

eP03-136 / 1345: Title: national audit of endometrial cancer in the united kingdom

Ojone Illah (United Kingdom)

eP03-137 / 1346: A subset of low-grade TP53-mutated endometrial carcinomas exhibits a copy-number-low profile and favorable outcomes, challenging current high-risk classification

Polina Gettse (Czech Republic)

eP03-138 / 1352: Fertility-sparing management of grade 1 endometrioid endometrial carcinoma after initial progesterone resistance in a young obese woman

Maide Seyma Pürvan Özcan (Türkiye)

eP03-139 / 1366: Evaluating the impact of body mass index in primary advanced or recurrent endometrial cancer patients with deficiency of mismatch repair protein, treated with dostarlimab plus chemotherapy: a retrospective observational study.

Eleonora Palluzzi (Italy)

eP03-140 / 1373: Lymphovascular space invasion in early-stage endometrial cancer: machine learning prediction model using clinical information. retrospective multicenter national study.

Álvaro Tejerizo García (Spain)

eP03-141 / 1375: Prognostic value of systemic inflammation index in primary advanced or recurrent endometrial cancer patients with deficiency of mismatch repair protein treated with dostarlimab plus chemotherapy: a retrospective observational study

Amedeo Cefaliello (Italy)

eP03-142 / 1379: Mismatch repair protein expression in lynch-associated neoplasms: analysis of 173 patients with endometrial cancer

Elena Olearo (Italy)

eP03-143 / 1384: Genomic profiling of no specific molecular profile endometrial carcinomas linked to hormone receptor expression and disease specific survival

Ilse L. Vosmeijer (The Netherlands)

eP03-144 / 1385: Video demonstration of vaginal retroperitoneal sentinel lymph node biopsy via VNOTES in endometrial cancer

Thomas GAILLARD (France)

eP03-145 / 1388: Evaluation of transvaginal NOTES hysterectomy with retroperitoneal bilateral pelvic sentinel lymph node mapping: a unicentric prospective experience at institut curie

Thomas Gaillard (France)

eP03-146 / 1395: Sentinel lymph node mapping using indocyanine green fluorescence in endometrial cancer : the first experience of a tunisia tertiary center

AMANI ABDELJABBAR (Tunisia)

eP03-147 / 1409: Sentinel lymph node in early-stage endometrial cancer: the experience from bizerta

Mechaal Mourali (Tunisia)

eP03-148 / 1412: PHOS SIGN-A novel sign during SLNB procedure to identify and distinguish the lymph node tissue from fatty tissue

Panagiotis Giannakas (Greece)

eP03-149 / 1429: Recurrence of endometrial cancer: port site metastasis with intestinal involvement

Zeynep ÖMER (Türkiye)

eP03-150 / 1435: Integrating sentinel lymph node volume for enhanced prognostic accuracy in endometrial cancer: A bayesian network approach (ENDORISK)

Anna Schoenaker-Berghuis (The Netherlands)

eP03-151 / 1440: Revisiting omentectomy in apparent early-stage, aggressive endometrial cancer: is it necessary for surgical staging?

Lucia Ribero (Italy)

eP03-152 / 1446: Clinicopathologic-molecular correlation of LVSI and myometrial invasion in endometrioid endometrial carcinoma

Mohamed Okba (United Kingdom)

eP03-153 / 1449: Patient-derived uterine aspirate organoids for evaluating anti-TRP2 ADC therapies in endometrial cancer

Ana Vilar Lagares (Spain)

eP03-154 / 1452: Laparoscopic pelvic lymphadenectomy in gynaecological oncology: an early experience from nepal

Birendra Bhagat (Nepal)

eP03-155 / 1463: Implementation and learning curve of robotic surgery for endometrial cancer: A two-year experience at a tertiary center.

Irene Pellicer Espinosa (Spain)

eP03-156 / 1475: Real-world evidence of endometrial cancer management and oncologic outcomes in colombia: A multicenter retrospective cohort study

Juliana Rodriguez (Colombia)

eP03-158 / 1494: Complete and partial obturator nerve transection during laparoscopic pelvic lymph node dissection for endometrial cancer: immediate epineurial end-to-end repair with full-to-near-complete recovery (two-case video)

İlteris Yaman (Türkiye)

eP03-159 / 1510: Para-aortic lymphadenectomy in endometrial cancer: experience from a tertiary gynecology center

Mechaal Mourali (Tunisia)

eP03-160 / 1540: TP53-mutated multiple-classifier endometrial cancers: could SWGS help to identify aggressive sub-types?

Giulio Ricotta (France)

eP03-161 / 1544: Real-world diagnostic pathway for postmenopausal women with abnormal uterine bleeding in Spain: insights from the womEC SEGO study

Roger Canton Alberich (Spain)

eP03-162 / 1545: Molecular features of endometrial clear cell carcinoma: a retrospective analysis from two referral centers

Diletta Fumagalli (Italy)

eP03-163 / 1553: Evaluation of the 2023 FIGO staging system for advanced endometrial cancer and impact of molecular classification

Giulio Ricotta (France)

eP03-164 / 1556: Molecular profiling of endometrial carcinoma and its correlation with clinicopathological features and adjuvant treatment patterns at a tertiary cancer centre in eastern India

Anwesa Pal (India)

eP03-165 / 1563: VEGF-D and VEGF-C as biomarkers in endometrial cancer: association with tumour grade, stage and lymphovascular invasion

Olha Khoptiana (Ukraine)

eP03-166 / 1576: Pelvic ultrasound versus MRI in endometrial carcinoma: correlation with molecular subtypes and prognostic indicators in a prospective cohort study

Noemi Tonti (Italy)

eP03-167 / 1583: Prognostic impact of lymphovascular space invasion in node-positive FIGO stage III–IV endometrial carcinoma: A 10-year retrospective cohort study

Murat Gultekin (Türkiye)

eP03-168 / 1601: Design strategies to bridge AI decision support with patients' needs and understandings in oncology

Tzu Ching Lai (The Netherlands)

eP03-169 / 1608: Applying proPPAGA to assess patient-reported outcomes and experience in endometrial cancer surgery care

Ana Carla Ubinha (Brazil)

eP03-170 / 1632: Economic and operational efficiency analysis of endometrial cancer surgical care in a value-based framework

Ana Carla Ubinha (Brazil)

eP03-171 / 1633: Complications following surgical treatment of endometrial cancer: A single-centre experience

Luka Kovac (Slovenia)

eP03-172 / 1648: Association of antidiabetic medications and overall survival in diabetic patients with endometrial cancer treated with immune checkpoint inhibitors: A real-world cohort study

Heng-Cheng Hsu (United States)

eP03-173 / 1660: Bisphenol A as a potential risk factor for endometrial cancer across all molecular subtypes. the results of preliminary study.

Klaudia – zak (Poland)

eP03-174 / 1662: Post-menopausal bleeding with thin endometrium: incidence of endometrial malignancy under the urgent cancer pathway

Keya Madani (United Kingdom)

eP03-175 / 1669: Fertility-sparing treatment in women with grade 2 endometrial cancer: a single-center study.

Giorgia Dinoi (Italy)

eP03-176 / 1672: Uterine cancer as an immune hotspot: high biomarker expression and implications for checkpoint inhibitor response

John Chan (United States)

eP03-177 / 1678: Assesment of ICG use for sentinel lymph nodes (slns) mapping in uterine and cervical cancer during both robotic and laparoscopic surgery.

Tom D'Arcy (Ireland)

eP03-178 / 1679: New gynaecological cancer diagnoses in women with a history of breast cancer

Zeynep Tugce Tugcu (United Kingdom)

eP03-179 / 1693: Robotic sentinel lymph node mapping (SNL) with indocyanine green (ICG) using the HUGO™ RAS system in endometrial cancer staging: outcomes of a prospective series.

Sofia Russo De Lucia (Italy)

eP03-180 / 1699: Laparoscopic assisted posterior pelvic exenteration in A case of uterine carcinosarcoma: video presentation

Maria Habib (Pakistan)

eP03-181 / 1700: Prognostic impact and clinical utility of molecular subtyping in early-stage endometrial cancer: A single-centre cohort study

Mohamed Abdelwanis Mohamed Abdelaziz (United Kingdom)

eP03-182 / 1701: The role of serial CA125 measurement in the early detection of endometrial cancer recurrence: A retrospective cohort study

Stefano Restaino (Italy)

eP03-183 / 1722: Atypical dual malignancy in pMMR endometrial carcinoma and glioblastoma: diagnostic challenge of lynch syndrome with heterogenous MMR expression based on IHC

Roshni Dasgupta (United Kingdom)

eP03-184 / 1730: Atypical dual malignancy in pMMR endometrial carcinoma and glioblastoma: diagnostic challenge of lynch syndrome with heterogenous MMR expression based on IHC

Hala Aziz (United Kingdom)

eP03-185 / 1732: Prognostic impact of folate receptor alpha expression in early-stage endometrial cancer

Yoo Kyung Lee (Republic of Korea)

eP03-186 / 1734: Entero-uterine fistula secondary to invasive endometrial cancer: A case report highlighting diagnostic challenges

Redona Sahiti (Ireland)

eP03-187 / 1743: Emerging non-invasive biomarkers for early detection of endometrial cancer: progress and perspectives

Qi Yang (China)

04. Fertility/Pregnancy

eP04-001 / 80: Early-stage cervical cancer undergoing for fertility-sparing approach: long-term outcomes from the ETERNITY project

Giorgio Bogani (Italy)

eP04-002 / 164: Conservative management of adult-type granulosa cell tumor in reproductive-age woman

Luiz Felipe Lessa Ortiz (Brazil)

eP04-003 / 221: Effects of glucagon-like peptide-1 agonist (GLP-1 agonist) and bariatric surgery on fertility-sparing management of endometrial cancer and oncofertility outcomes: experience from singapore's oncofertility clinic

Qiu Ju Ng (Singapore)

eP04-004 / 243: Borderline ovarian tumours: A single-centre series of 10 years' experience with clinicopathological, surgical and reproductive outcomes

Monal Garg (India)

eP04-005 / 253: Long-term health outcomes of children born to mothers treated for hodgkin lymphoma: a 30-year single-centre experience

Elzbieta Wojciechowska-Lampka (Poland)

eP04-006 / 326: Pregnancy and fertility outcomes after cytoreductive surgery and hyperthermic intraperitoneal chemotherapy (HIPEC): A systematic review and clinical perspective

Katerina Papakonstantinou (Greece)

eP04-007 / 477: What should fertility preservation counselling in young women with ovarian tumours look like? – patients' perspective from a single-centre cohort in germany

Judith Altmann (Germany)

eP04-008 / 487: REFLECT registry: a german registry of fertility preservation in low-risk endometrial cancer

Judith Altmann (Germany)

eP04-009 / 522: Current management of malignancies during pregnancy: insights from a MITO survey

Elisa Grassi (Italy)

eP04-010 / 566: Maternal and fetal outcomes after receiving chemotherapy during pregnancy

Branislav Milosevic (Serbia)

eP04-011 / 637: Ovarian reserve in young BRCA mutation carriers: a case-control analysis in reproductive-age women

Giulia Cutajar (Italy)

eP04-012 / 662: Successful fertility-sparing management and live birth in a young woman with grade 2 NSMP endometrioid endometrial carcinoma: A case report

Igor Aluloski (North Macedonia)

eP04-013 / 687: The role of sphingolipid metabolism in pregnancy-associated breast cancer after chemotherapy

Elena Kozyrko (Russia)

eP04-014 / 924: Laparoscopic anterior caudal uterine fixation: a technique to preserve fertility and ovarian function in young patients during lumbosacral radiotherapy

Natalia Baron (Colombia)

eP04-015 / 933: Tamoxifen interruption to pursue pregnancy in pre-menopausal hormone receptor-positive breast cancer patients: a systematic review of oncological safety and reproductive outcomes

Mauro Francesco Pio Maiorano (Italy)

eP04-016 / 942: Drug treatment of cancer during pregnancy: an analysis of 173 patients

Svetlana Khokhlova (Russia)

eP04-017 / 954: Fertility-sparing surgery for borderline ovarian tumours: long-term outcomes from a 15-year single-centre cohort

Maria Nikou (Greece)

eP04-018 / 1010: Robotic-assisted ovarian tumor resection surgery in pregnancy, with incidental finding of ovarian mucinous intra-epithelial carcinoma

Low Kah Pin (Malaysia)

eP04-019 / 1196: Laparoscopic management of endometrioid ovarian carcinoma during pregnancy and conservative treatment with delivery at 39 weeks: video presentation

Stamatios Petousis (Greece)

eP04-020 / 1292: Retrospective study: the impact of cervical procedures (Iletz and ckc) on timing of delivery

Zorica Knezovic Draksic (Croatia)

eP04-021 / 1299: Fertility-sparing treatment of low-grade adenosarcoma of cervix: a case report and review of literature

Simona Gramaglia (Italy)

eP04-022 / 1419: Fertility-sparing management in ovarian sertoli-leydig cell tumour (SLCT): an updated SLCT-only literature review with an illustrative case

Desiree Yu Ting Yen (Singapore)

eP04-023 / 1515: Delayed impact of gonadotoxic chemotherapy on primordial follicle reserve in a human ovarian xenograft model

Aylin Vural (United States)

eP04-024 / 1537: Pioneering robotic-integrated intraoperative ultrasound for precise excision of uterine mass: A surgical innovation

Smitha Priyadarshini Thippeswamy (United Kingdom)

eP04-025 / 1561: ALK-positive lung cancer in pregnancy: clinical experience with alectinib

Giovanna Scarfone (Italy)

eP04-026 / 1595: Botryoid cervical rhabdomyosarcoma in pregnancy: A case report and review of the literature

Giovanna Scarfone (Italy)

eP04-027 / 1610: Low ovarian reserve in the BRCA1 mouse model using contrast-enhanced micro-computed tomography

Jolien Jansen (Belgium)

eP04-028 / 1622: Reproductive outcomes after pelvic chemoradiation in cervico-vaginal cancer: a scoping review and a live-birth case following definitive treatment.

Elga Lopez Gonzalez (Spain)

05. Miscellaneous

eP05-001 / 13: Uterine torsion due to a giant broad ligament fibroid

Aziza Debbiche (Tunisia)

eP05-002 / 28: The comparisons of the role of reactive oxygen species in the pathogenesis and treatment between endometriosis and endometrial cancer

Dong Choon Park (Republic of Korea)

eP05-003 / 83: Hormone replacement therapy following oophorectomy and breast cancer risk in BRCA pathogenic variant carriers

Yakir Segev (Israel)

eP05-004 / 145: Impact of the COVID-19 pandemic on gynecologic surgical case-mix: A six-year interrupted time series

Syamel Muhammad (Indonesia)

eP05-005 / 172: Socioeconomic reintegration of gynecologic cancer survivors in low-middle-income countries: barriers, enablers, and advocacy pathways

Zainab Zubair (Pakistan)

eP05-006 / 185: Real-world incidence of gynaecological cancer in transmasculine and gender diverse individuals undergoing testosterone therapy

Chiara Casadei (Italy)

eP05-007 / 302: The crucial role of the geneticist in gynecologic oncology.

Carmelo Calidona (Italy)

eP05-008 / 303: Unlocking biomarkers' prognostic, predictive and preventive power: the case manager's role in personalized gynecologic oncology pathways.

Carmelo Calidona (Italy)

eP05-009 / 315: Prognostic role of serum magnesium levels in gynecological cancer patients

Ester Miralpeix Rovira (Spain)

eP05-010 / 316: International survey on preventive practices and perceptions of port-site metastases in gynecologic oncology

Teresa Lucia Pan (Austria)

eP05-011 / 320: Understanding patient involvement in treatment decision-making of patients in socially disadvantaged positions within gynaecological cancer care

Dachel Dominique Seeratan (The Netherlands)

eP05-012 / 360: ENYGO-ESGO taskforce for gender equality in gynaecological cancer surgery: first mid-term evaluation of the newly launched mentorship program

Tanja Nikolova (Germany)

eP05-013 / 366: Long-term gut and vaginal microbiome alterations in gynecologic cancer survivors after external pelvic radiotherapy

Belen Martin-Salamanca (Spain)

eP05-014 / 403: Clinical challenges in the adaptation of AI predictive models in radiation oncology for gynecological cancer: a systematic review by the radiation oncology-AI MITO group

Donato Pezzulla (Italy)

eP05-015 / 472: Predictive AI in cervical cancer care: A qualitative study of clinicians' perspectives

Maaike Romme (The Netherlands)

eP05-016 / 483: Routine treatment of elderly patients with advanced ovarian and endometrial cancer: data from the registry platform SMARAGD

Katja Gratzke (Germany)

eP05-017 / 484: Wearable devices are more acceptable and clinically useful to predict physiological status when compared to traditional methods

Emma Mullen (United Kingdom)

eP05-018 / 523: Fast-track-gyn-onco: a rapid and integrated gynaecologic oncology pathway led by expert nurses and co-designed with patient associations

Giuseppe Colonna (Italy)

eP05-019 / 533: Assessment of chatGPT utilization and perceptions among gynecologic oncologists: A cross-sectional survey (TRSGO-AI-001)

Esra Bilir (Germany)

eP05-020 / 535: Managing patients with gynecologic cancer after urogynecologic alloplastic material implantation: current practices and attitudes

Esra Bilir (Türkiye)

eP05-021 / 549: To assess efficacy of educational outreach programme in improving health literacy, awareness, and engagement with cervical cancer screening among women experiencing homelessness in lancashire, U.K.

Adeela Asghar (United Kingdom)

eP05-022 / 610: Clinico-morphological characteristics and outcomes of sarcomas of the female reproductive tract: analysis of a single oncology center (2011-2020)

Olga P. Matylevich (Belarus)

eP05-023 / 623: Open source versus commercial AI scribes in gynecology oncology: a tiered benchmark study

Shitanshu Uppal (United States)

eP05-024 / 789: Predicting survival outcomes following pelvic exenteration for persistent and recurrent gynaecological malignancies: A systematic literature review

Sebnem Selek (United Kingdom)

eP05-025 / 792: Perioperative GLP-1 receptor agonist use and postoperative opioid consumption in gynecologic surgery: A retrospective cohort analysis.

Paula Mateo-Kubach (United States)

eP05-026 / 807: Analysis of the frequency and causes of reoperations after surgical treatment in gynecology and gynecological oncology

Rafal Moszynski (Poland)

eP05-027 / 809: Laparoscopic operations in the oncogynecological department of the grodno university clinic: data for five years

Maksim Pishchyk (Belarus)

eP05-028 / 816: Re-irradiation with stereotactic radiotherapy for positive and close margins after pelvic exenteration for recurrent gynaecological cancer

Sebnem Selek (United Kingdom)

eP05-029 / 868: Digital counselling for better outcomes: does web-based preoperative counselling improve quality of life in indian ovarian cancer patients?

Monal Garg (India)

eP05-030 / 874: Preoperative anxiety and sleep quality as predictors of early non-hospital emergency visits after outpatient gynecologic oncology procedures: A prospective observational study among LEEP patients

Celal Akdemir (Türkiye)

eP05-031 / 901: Efficacy of elinzanetant in VMS associated with endocrine therapy: body mass index and smoking history subgroup analyses of the phase III OASIS-4 trial

Donal Brennan (Ireland)

eP05-032 / 908: VNOTES PIPAC in a patient with a gastric krukenberg tumor

Cihan Comba (Türkiye)

eP05-033 / 948: Artificial intelligence awareness, confidence, and adoption among gynecologic oncology nurses: A cross-sectional survey

Celal Akdemir (Türkiye)

eP05-034 / 963: Common terminology criteria for adverse events v6.0 release: what's new, what's changed, what's gone, and what's still challenging for adverse events reporting in gynecological cancer clinical trials

Kathrin Kirchheiner (Austria)

eP05-035 / 974: From dose to data: A proof of concept in predicting stereotactic body radiotherapy toxicity for gynaecologic tumors

Donato Pezzulla (Italy)

eP05-036 / 999: An alternative approach to diagnosis and surgical management of uterine myomas by laparoscopy: integration of 3D modeling and rendering at KBC split

Boris Bačić (Croatia)

eP05-037 / 1093: Feasibility of remote robot-assisted total hysterectomy: first experience in telesurgery for oncologic gynecology

Enrico Pazzaglia (Belgium)

eP05-038 / 1111: A safe laparoscopic adnexal cystectomy in a young patient with severe morbid obesity and large adnexal cyst

Emad Matanes (Israel)

eP05-039 / 1122: Role of sentinel lymph node mapping in the surgical management of atypical endometrial hyperplasia: A monocentric retrospective study

Chaima Mbarki (Tunisia)

eP05-040 / 1136: HPV vaccination decision-making among moroccan-dutch mothers: A study of certainty and intention across psychosocial determinants

Ralf van de Laar (The Netherlands)

eP05-041 / 1144: Does high altitude adaptation have an impact on incidence and mortality of cancers in women? mapping the evidence gap

Aleksandra Gentry-Maharaj (United Kingdom)

eP05-042 / 1177: Total laparoscopic hysterectomy without uterine manipulator: results from a series of over 2,000 procedures

Dimitris Zygouris (Greece)

eP05-043 / 1179: Pelvic exenteration in gynecologic cancer: surgical morbidity and oncologic outcomes

Andreas Kavallaris (Greece)

eP05-044 / 1208: Integration of advanced laparoscopic access platforms into the robotic approach to adnexal masses.

Ana Vilar Lagares (Spain)

eP05-045 / 1212: Evolution of setup times during the implementation of robotic surgery in a gynecologic oncology department.

Ana Vilar Lagares (Spain)

eP05-046 / 1219: The economic burden of cancer care: prevalence of financial toxicity among women in slovenia

Helena Barbara Zobec Logar (Slovenia)

eP05-047 / 1239: Evaluating the impact of standard operating procedures on gender balance among chairs at european society of gynaecological oncology (ESGO) meetings

Esra Billir (Türkiye)

eP05-048 / 1241: Transperitoneal versus single-port extraperitoneal para-aortic lymphadenectomy in gynecologic malignancies: experience from a tertiary referral center

Susanna Delfrati (France)

eP05-049 / 1255: How surgical anatomy is taught and learnt: A cross-sectional survey from the european network of young gynaecologic oncologists (ENYGO)

Nicolò Bizzarri (Italy)

eP05-050 / 1279: Management of malignant ascites due to gynaecological malignancy: A 5-year review at a tertiary cancer centre

Kshitij Jamdade (United Kingdom)

eP05-051 / 1283: Minimally invasive and robotic surgery in the management of gynaecological cancers and pre-malignant conditions: an audit from a tertiary cancer centre

Kshitij Jamdade (United Kingdom)

eP05-052 / 1293: When pelvic anatomy knowledge transcends specialties: vascular control and anterior dissection performed by gynecologic oncology team in a patient undergoing sacrectomy

Georgia Fontes Cintra (Brazil)

eP05-053 / 1314: Synchronous breast and thyroid cancers: A case report

Chaima Derbel (Tunisia)

eP05-054 / 1329: Common iliac vein agenesis : vascular anomaly with surgical implications – literature review and illustration

Shruthi Dhevi Remadevi Sivashanmugam (India)

eP05-055 / 1335: The life quality for women with HPV positive cervical precancerous lesions

Cristina M. Gales (Romania)

eP05-056 / 1348: Pelvic hydatid cyst: an unusual location of a common diseases

Amina Mekerba (Algeria)

eP05-057 / 1372: Validation of the GO SOAR surgical risk calculator for predicting post-operative morbidity and mortality in gynaecological oncology surgery: an international collaborative study

Eleanor Kate Brierley (United Kingdom)

eP05-058 / 1392: Thrombosis secondary to a penetrating atherosclerotic ulcer of the left renal artery after ovarian cancer surgery: A rare case report

Gazi Güner (Türkiye)

eP05-059 / 1433: Research integrity at risk: A review of retractions in gynecologic oncology literature

Gabriel Levin (Canada)

eP05-060 / 1480: Hormonal contraception in women with hereditary breast cancer risk: breast effects and quality of life

Vittoria Morteo (Italy)

eP05-061 / 1511: Rapid gene-specific detection of microbial infections by prathamase genosensor technology within 90 minutes in critically ill patients.

Kavita Khoiwal (India)

eP05-062 / 1548: Minimally invasive rescue: endoscopic TTS clip management of sigmoid colon perforation following gynecologic surgery

Tuba Zengin Aksel (Türkiye)

eP05-063 / 1551: Total pelvic exenteration with resection of anterior segment of pelvic girdle

Michal Zikan (Czech Republic)

eP05-064 / 1566: Prevalence pattern of high-risk human papillomavirus genotypes in women with cervical intraepithelial lesions in north macedonia

Adela Stefanija (North Macedonia)

eP05-065 / 1603: Bone health in a high-risk oncologic female population: results from an italian survey

Inbal Dona Amar (Italy)

eP05-066 / 1747: Implementation and educational value of a standardized hipec setup video for ovarian cancer surgery teams

Maria Fernández Chereguini (Spain)

06. Ovarian cancer

eP06-001 / 12: Mesonephric-like adenocarcinoma of the ovary: A rare case with bilateral involvement and peritoneal carcinomatosis

Aziza Debbiche (Tunisia)

eP06-002 / 21: The role of laparoscopic diagnosis in early-stage ovarian cancer: a comparative analysis with laparotomy

Nigar Asgarova (Azerbaijan)

eP06-003 / 26: Role of cytoreductive surgery and neoadjuvant chemotherapy in low-grade serous ovarian carcinoma: A single-center retrospective study

Olga P. Matylevich (Belarus)

eP06-004 / 48: Rethinking neoadjuvant chemotherapy for ovarian cancer: population-based evidence of worse survival

Jun-Hyeong Seo (Republic of Korea)

eP06-005 / 67: Epigenetic silencing of the DARP gene: A novel predictive biomarker in ovarian cancer

Fidan Novruzova (Azerbaijan)

eP06-006 / 73: Exploring the grade-association of KRAS exon 2 mutations in mucinous ovarian carcinoma: A study from azerbaijan

Aygun Hasanova (Azerbaijan)

eP06-007 / 77: A comprehensive analysis of mismatch repair deficiency in ovarian cancer: implications for histological subtypes

Akbar Ibrahimov (Azerbaijan)

eP06-008 / 87: Ovarian location of endometrial stromal sarcoma: A rare case, literature review, and clinical course

Kenza Benchaaboune (Morocco)

eP06-009 / 119: Visual assessment of residual peritoneal disease during interval cytoreductive surgery: A prospective comparison of gross visualisation and laparoscope-assisted techniques

Divya Panyam Vuppu (India)

eP06-010 / 127: Ovarian cancer management in geriatric population = 80 years: A retrospective unicentric study.

Sophie Schoenen (France)

eP06-011 / 134: ARGON survey (argentine survey on resectability in gynecologic oncology)

Facundo Gaston Gutierrez (Argentina)

eP06-012 / 135: Ovarian sex cord-stromal tumours: nine cases and a review of the literature

Donia Rizki (Morocco)

eP06-013 / 136: Borderline ovarian tumours : 7 cases and a review of the literature.

Donia Rizki (Morocco)

eP06-014 / 147: Chemotherapy-induced myelosuppression in patients with gBRCA-m epithelial ovarian cancer: A retrospective study

Hongtao Hu (China)

eP06-015 / 162: Circulating tumor DNA as a minimal residual disease assessment in patients undergoing curative-intent resection followed by chemotherapy in ovarian cancer: A systematic review and meta-analysis

Mariana Macambira Noronha (Brazil)

eP06-016 / 167: Meta analytical investigation of the prognostic role of carcinogenesis markers in patients with ovarian cancer

Cigdem Dincal (Türkiye)

eP06-017 / 178: Epigenetic mechanisms of parpi resistance in ovarian cancer: A systematic review with bioinformatic analysis of clinically actionable genes

Muhammad Habiburrahman (United Kingdom)

eP06-018 / 192: Institutional standard operating procedures improve perioperative outcomes in cytoreductive surgery with and without HIPEC for ovarian cancer: a comparative analysis

Swati Harsh Shah (India)

eP06-019 / 208: Molecular characterization of TP53 and KRAS in epithelial ovarian carcinoma using digital PCR technology

Jiri Bouda (Czech Republic)

eP06-020 / 219: Elevated serum amylase as a marker in the diagnosis of ovarian cancer

Christos Iavazzo (Greece)

eP06-021 / 224: Prognostic impact of small leucine-rich proteoglycans in serous ovarian cancer and response to platinum-based chemotherapy

Lars Hanker (Germany)

eP06-022 / 226: Cuaternary cytoreduction for recurrent ovarian carcinoma: A video demonstration

Sara Iacoponi (Spain)

eP06-023 / 229: Comparing different techniques of colorectal resection and anastomosis during cytoreductive surgery for tubo-ovarian cancer

Ioannis C. Kotsopoulos (United Kingdom)

eP06-024 / 231: Clinical insights into adult-type granulosa cell tumours of the ovary: A retrospective analysis

Anil Eragam (India)

eP06-025 / 238: Azenosertib in combination with bevacizumab as maintenance therapy in patients with advanced ovarian cancer: part 2 of a phase 1b study

Ashwin Swami (United States)

eP06-026 / 239: Outcomes of primary cytoreductive surgery versus interval debulking surgery in advanced epithelial ovarian cancer : A tunisian experience

Mechaal Mourali (Tunisia) (inv)

eP06-027 / 263: Immediate postoperative effects of cytoreductive surgery with hyperthermic intraperitoneal chemotherapy using carboplatin on peritoneal tissue inflammatory and ischemic responses: an explorative porcine study

Elisabeth Krosgaard Petersen (Denmark)

eP06-028 / 268: Voltage-gated sodium channels are involved in mediating cell cycle progression of epithelial ovarian cancer cells

Joanna Smoleniec (Poland)

eP06-029 / 276: Evaluation and optimization of the efficacy of a new targeted photodynamic therapy and study of its ability to induce immunogenic cell death in an epithelial ovarian cancer model

Margaux Merlier (France)

eP06-030 / 278: Evaluation of the ability of the scialytic to induce photodynamic therapy targeting the FRa in an in vitro model of epithelial ovarian cancer

Margaux Merlier (France)

eP06-031 / 279: Location of BRCA1/2 mutations in high-grade serous ovarian cancer patients: association with prognosis and tumor microenvironment

Eliana Bignotti (Italy)

eP06-032 / 281: Detection of ovarian cancer through exhaled breath analysis using volatile organic compounds: the respiromics study

Margarida Cal (Portugal)

eP06-033 / 291: The peritoneal cancer index as a predictor of surgical completeness and postoperative risk in interval cytoreductive surgery with hyperthermic intraperitoneal chemotherapy for ovarian cancer

Madelief Schreuder Goedheijt (The Netherlands)

eP06-034 / 292: Perioperative dynamics of acute-phase proteins and their association with postoperative outcomes in advanced ovarian cancer

Daniel Hunde (Sweden)

eP06-035 / 293: Pyoderma gangrenosum paraneoplastic syndrome in high grade serous ovarian cancer. A review of the literature.

Alkaterini Liapi (Switzerland)

eP06-036 / 297: Pre-operative circulating tumour cells as a liquid biopsy marker to predict worse surgery outcome in patients with high-grade serous ovarian cancer

Milna Netkova – Heintzen (Germany)

eP06-037 / 322: Surgical care of patients with primary advanced ovarian cancer – results from the 3rd interim analysis of the prospective, non-interventional SCOUT-1 study (NOGGO ov54, NCT04830709).

Jalid Sehouli (Germany)

eP06-038 / 325: Impact of surgical approach and chemotherapy-alone on survival outcomes in stage IV epithelial ovarian cancer

Yun Wang (Norway)

eP06-039 / 337: The use of neoadjuvant chemotherapy in low- and middle-income countries and the impact on optimal cytoreductive surgery: real world data from the every woman study LMIC edition

Frances Reid (United Kingdom)

eP06-040 / 340: Safety, tolerability, and preliminary anti-tumor activity of the CX3CR1 antagonist KAND567 in combination with carboplatin in recurrent epithelial ovarian cancer: results from the phase 1b/2a KANDOVA trial

Hanna Dahlstrand (Sweden)

eP06-041 / 352: Breaking the pattern: abdominal wall recurrence of ovarian cancer without intraperitoneal spread: case report and literature review

Konstantinos Karkalemis (Greece)

eP06-042 / 355: Immune and endocrine paraneoplastic manifestations in adolescent ovarian tumors: A comparative observational study

Aleksandra Osinska (Poland)

eP06-043 / 363: Characteristics and outcomes of patients with endometriosis and malignant or borderline ovarian tumors

Maximilian Heinz Beck (Germany)

eP06-044 / 377: Favouring upfront surgery in primary peritoneal cancer: survival impact beyond histology

Alexandros Laios (United Kingdom)

eP06-045 / 380: Hidden patterns in advanced epithelial ovarian cancer: A peri-operative data-driven unsupervised machine learning approach to thematic analysis

Alexandros Laios (United Kingdom)

eP06-046 / 385: Long-read sequencing revealed splicing diversity in ovarian cancer and related tissues

Hye-Sung Moon (Republic of Korea)

eP06-047 / 389: Beyond the interval: does maximal effort cytoreductive surgery after 6-cycles of chemotherapy play a role in the management of advanced ovarian cancer?

Holly Tetlow (United Kingdom)

eP06-048 / 391: Dental anomalies as phenotypic indicators of genetic susceptibility in epithelial ovarian cancer

Antonio Arno (Italy)

eP06-049 / 393: Establishment of a humanized patient-derived xenograft mouse model of high-grade serous ovarian cancer for preclinical evaluation of combination immunotherapy

Luka Tandaric (Norway)

eP06-050 / 400: Clove (*syzygium aromaticum*) aqueous extract inhibits proliferation and induces mitochondrial dysfunction and ATF-2 activation in patient-derived ovarian cancer cells

Bashir M Mohamed (Ireland)

eP06-051 / 401: Why stereotactic radiotherapy deserves a front-row seat in oligometastatic ovarian cancer: insights from the MITO RT3 trial and the ESTRO-EORTC classification framework

Gabriella Macchia (Italy)

eP06-052 / 404: Multimodal prehabilitation improves functional capacity in ovarian cancer surgery: final results of the PHOCUS randomized multicentre trial

Michal Křiže (Czech Republic)

eP06-053 / 406: Enhancing ?d T cell therapy in metastatic ovarian cancer using patient derived ?organoids as a model system: the role of nanoparticle-mediated immune checkpoint ?inhibition

Bashir M. Mohamed (Ireland)

eP06-054 / 413: Battle of surgical strategies: total vs. involved field peritonectomy in advanced ovarian cancer – post operative morbidity analysis

vijayalaxmi davalagi (India)

eP06-055 / 416: Predictive value of the fagotti laparoscopic score for optimal cytoreduction in early and locally advanced ovarian cancer

Chaima Mbarki (Tunisia)

eP06-056 / 427: Additional sectioning reveals underdiagnosis of serous (pre)malignancies in fallopian tube specimen

Tamar Anna Gootzen (The Netherlands)

eP06-057 / 433: Enrichment of ?d T cell capability for metastatic therapy by ex vivo ?activation and nanomedicine application

Bashir M Mohamed (Ireland)

eP06-058 / 439: ENGOT-ov62 – reducing chemotherapy duration in high-grade advanced ovarian cancer: A comparison of 3 vs. 6 cycles of platinum-based chemotherapy followed by niraparib maintenance in HRD-positive patients

Jalid Sehouli (Germany)

eP06-059 / 449: Association between perioperative fluid retention and postoperative outcomes in patients undergoing open extensive surgery for ovarian cancer

Anne Sofie Jul Elben (Denmark)

eP06-060 / 461: Drug repurposing screen targeting cell cycle checkpoint regulators in high-grade serous ovarian cancer

Michelle W Wong-Brown (Australia)

eP06-061 / 473: The impact of fertility treatments on recurrence and pregnancy outcomes in borderline ovarian tumours survivors

Giacomo Corrado (Italy)

eP06-062 / 479: The experience of patients with platinum-resistant ovarian cancer: findings from a qualitative interview study in France, the UK and the US

Olivia Le Saux (France)

eP06-063 / 485: Predicting surgical outcomes in ovarian cancer using wearable devices

Emma Mullen (United Kingdom)

eP06-064 / 502: Integrating clinical and molecular biomarkers to predict chemotherapy outcomes in high-grade serous ovarian carcinoma

Niccolò Gallio (Italy)

eP06-065 / 503: Comparison of disease-free survival, overall survival, and complications between patients with advanced ovarian cancer receiving neoadjuvant systemic chemotherapy with or without HIPEC

Dilan Karakus Durak (Türkiye)

eP06-066 / 524: Cancer-specific platelet protein rearrangement in ovarian cancer visualized by STED microscopy

Alina Oliferuk (Sweden)

eP06-067 / 525: Outcomes of adult and juvenile granulosa cell tumours of the ovary at a tertiary UK centre: a 15-year single-centre cohort study

Ahmed Hefnawy (United Kingdom)

eP06-068 / 550: A one-year assessment of the quality of surgical treatment for advanced ovarian cancer. A single-center retrospective study.

Dmitry Utkin (Russia)

eP06-069 / 564: Granulomatous peritoneal lesions mimicking carcinomatosis: A rare case of streptococcus viridans peritonitis

Fatih sanlikan (Türkiye)

eP06-070 / 570: Paraneoplastic cerebellar degeneration with anti-yo antibodies in serous ovarian carcinoma: A case report and literature review

Marie Heijmans (Belgium)

eP06-071 / 573: Genetic as a burden or final importance in maintenance therapy of advanced ovarian cancer.

Hanna Trukhan (Belarus)

eP06-072 / 583: Steroid cell tumour of the ovary: A rare case of localised sex cord stromal neoplasm with favourable prognostic features

Esra Keles (Türkiye)

eP06-073 / 589: The ROSE project: prediction of rectosigmoid resection in ovarian cancer – accuracy of sonographic evaluation

Beatriz Sánchez-Hoyo (Spain)

eP06-074 / 596: Management of a large mucinous ovarian carcinoma at term pregnancy: the critical impact of intraoperative spill on staging and adjuvant therapy

Okky Haribudiman (Indonesia)

eP06-075 / 606: Socioeconomic disparities and a novel KRAS g.54T>G mutation in ovarian cancer: an integrated clinical and molecular study

Suman Mahmood (Pakistan)

eP06-076 / 609: Computational analysis of the KRAS 3'-UTR variant c.22C>G and its implications for precision medicine in ovarian cancer.

Suman Mahmood (Pakistan)

eP06-077 / 616: Survival impact of programmed cell death ligand 1 expression in patients with epithelial ovarian carcinoma.

Irene Ruengkhachorn (Thailand)

eP06-078 / 627: Chylothorax and ascites after para-aortic lymphadenectomy: clinical course and surgical resolution

Lorena Gonzalez Gea (Spain)

eP06-079 / 630: Hepatic involvement in ovarian cancer: HRD association and clinical outcomes at diagnosis and recurrence

Mathilde Del (France)

eP06-080 / 632: Minimal invasive cytoreductive surgery with hyperthermic intraperitoneal chemotherapy for limited pci ovarian cancer

Madhu Narayana Basode (India)

eP06-081 / 634: Intraperitoneal chemotherapy in ovarian cancer.

Elga López González (Spain)

eP06-082 / 649: Oral cyclophosphamide in relapsed ovarian cancer: a tertiary centre experience over 5 years.

Myrto Kastrisiou (United Kingdom)

eP06-083 / 663: Clinicopathologic factors associated with recurrence in immature ovarian teratoma: A retrospective institutional study

Murat Cengiz (Türkiye)

eP06-084 / 674: Develop a preventative vaccine for ovarian cancer

Manting Wang (United Kingdom)

eP06-085 / 680: Discrepant MRI O-RADS 2 findings and malignant histopathology: A case series

Zheng Yuan Ng (Singapore)

eP06-086 / 685: Real-life challenges of the ovarian cancer follow-

Marta I. Lomnytska (Sweden)

eP06-087 / 686: Low-grade serous ovarian cancer: surgical outcomes and prognostic implications in a national cohort – a swedish gynecologic cancer group (sweGCG) study

Karin Ståhlberg (Sweden)

eP06-088 / 689: Olaparib in the maintenance therapy of advanced ovarian cancer: first experiences in safety and efficacy from belarus

Hanna Trukhan (Belarus)

eP06-089 / 690: Diagnostic performance of PET-PCI for preoperative assessment of disease burden in women with advanced ovarian cancer undergoing cytoreductive surgery

Baishali Roy (India)

eP06-090 / 696: Prospective evaluation of standardised therapy in patients with recurrent ovarian cancer (rOC) and malignant intestinal obstruction (MIO): initial descriptive data from the intention-to-treat group

Kristina Zclanyte (Germany)

eP06-091 / 701: The prognostic value of the chemotherapy response score (CRS) varies according to HRD status and the use of maintenance PARP inhibitors in HGSC

Teresa Dawid De Vera (Spain)

eP06-092 / 711: Disitamab vedotin-based combination therapy for HER2-expressing platinum-sensitive recurrent ovarian, peritoneal, or fallopian tube cancer: primary analysis of a multicenter phase II study

Tong Shu (China)

eP06-093 / 720: Ovarian cancer diagnosis within 28 days after an emergency admission to hospital: a national population-based study of patient risk factors and cancer characteristics using routinely collected data in england.

Georgia Zachou (United Kingdom)

eP06-094 / 721: External validation of the ADNEX model to triage adnexal masses in greece: secondary analysis of updated data from a tertiary center study conducted by non-expert sonographers

Christos Anthoulakis (Greece)

eP06-095 / 739: Serum CA-125 longitudinal kinetics as a prognostic indicator for cytoreductive outcome and recurrence interval in advanced high-grade serous ovarian cancer patients undergoing neoadjuvant chemotherapy and interval debulking surgery

RUIZHE LI (China)

eP06-096 / 745: DNA methylation profiling as a diagnostic tool to differentiate between mucinous ovarian tumours

Marlou Heeling (The Netherlands)

eP06-097 / 748: Complications and survival outcomes after non-regional intra-abdominal lymph node metastasis extirpation in primary advanced ovarian cancer

Marta I. Lomnytska (Sweden)

eP06-098 / 751: Somatic profiling identifies targetable molecular alterations in a real-world cohort of low-grade serous ovarian carcinoma

Lucie Ehrlichová (Czech Republic)

eP06-099 / 762: Primary cytoreduction compared to neoadjuvant chemotherapy followed by interval cytoreductive surgery for advanced ovarian cancer: retrospective study

Migle Gedgaudaite (Lithuania)

eP06-100 / 763: Evolution of germline and somatic genetic testing in high-grade serous tubo-ovarian carcinoma: A single-centre experience in the czech republic from 2015–2023

Marie Jurackova (Czech Republic)

eP06-101 / 764: Impact of ascites fluid drainage on serum CA-125 level in patients with suspected epithelial gynecologic malignancy

Nadav Michaan (Israel)

eP06-102 / 767: Individual approach to ovarian cancer management – long-term survival in a patient with a diagnosis of FIGO stage IVA ovarian cancer.

Magdalena Sliwinska (Poland)

eP06-103 / 768: Inflammatory cytokine gradients between ascites and plasma reflect tumor burden and local immune activation in high-grade serous ovarian cancer

Carolina Angelica Ibañez Cáceres (Chile)

eP06-104 / 770: Systemic inflammation and tumour immune architecture jointly define an immunosuppressive phenotype driving progression in high-grade serous ovarian cancer

Carolina Angelica Ibañez Cáceres (Chile)

eP06-105 / 772: Inflammatory-genomic interplay reveals distinct molecular profiles linked to systemic inflammation in high-grade serous ovarian cancer

Carolina Angelica Ibañez Cáceres (Chile)

eP06-106 / 773: The impact of liver metastases at the time of initial surgery for advanced stage ovarian cancer

Ana-Larisa Brinzaru (Romania)

eP06-107 / 774: Combined inhibition of pd-1 and igf1r enhances anti-tumor immunity in epithelial ovarian cancer

Ilan Bruchim (Israel)

eP06-108 / 775: Predictive value of radiological findings for the fagotti score in advanced ovarian cancer: A retrospective analysis

Mechaal Mourali (Tunisia)

eP06-109 / 793: One in three missed: gaps in NCCN genetic testing among HBOC-positive high grade serous ovarian cancer patients

Kristin Marie Tischer (United States)

eP06-110 / 796: Comprehensive evaluation of the abdominal cavity in ovarian cancer using hybrid minimally invasive surgery with the da vinci xi system: integrating mini-laparotomy and robotic techniques for optimal staging and cytoreduction.

Garrigós Llabata Enrique Eugenio (Spain)

eP06-111 / 799: Does HIPEC modify recurrence patterns in ovarian cancer? A meta-analysis of randomized controlled trials

Nuria Agusti Garcia (United States)

eP06-112 / 812: Colorectal resection for locally advanced or recurrent gynecologic malignancies

Daniela Pruteanu (Romania)

eP06-113 / 819: Diagnostic reliability, accuracy and safety of ultrasound-guided biopsy and ascites puncture in primarily inoperable ovarian tumours

Pavel Vlasák (Czech Republic)

eP06-114 / 822: Characterization of B cell activation and spatial distribution in the tumor microenvironment of high-grade serous ovarian cancer

Martina Arcieri (Italy)

eP06-115 / 824: Removal of A huge 41kg malignant ovarian tumour from A 24-year-old indian woman

Kavita Khoiwal (India)

eP06-116 / 825: Cytoreductive surgery and prediction of complete resection in advanced low-grade serous ovarian carcinoma: a retrospective single institution experience

Maximilian Pruss (Germany)

eP06-117 / 827: Palpitation, sweating and weight loss caused by struma ovarii disguised as menopausal symptoms in a 66 year old woman

Yu Chien Kao (Taiwan)

eP06-118 / 834: TROP2 expression and alteration in platinum-resistant epithelial ovarian cancer

Wathirada Kamchanabanyong (Thailand)

eP06-119 / 835: Clinicopathological profile and outcomes in women = 40 years with epithelial ovarian cancer: A retrospective study from western india

Swetha Dama (India)

eP06-120 / 843: Laparoscopic total omentectomy in the setting of omental cake: A five-step approach

Elena Maria Vettoretti (Italy)

eP06-121 / 845: Impact of age on the management of ovarian cancer

Cristóbal Valdés Podestá (Chile)

eP06-122 / 858: A ten-year retrospective analysis of the clinical outcomes of epithelial ovarian cancer patients recruited to UCLH's early-phase trials unit.

Rowan E Miller (United Kingdom)

eP06-123 / 862: Evaluating thymidine kinase as a biomarker of chemoresistance in epithelial ovarian cancer using the KELIM model

David Lukanovic (Slovenia)

eP06-124 / 871: Lymphadenectomy with CUSA: a case of nodal recurrence of high grade serous ovarian cancer

Silvio Andrea Russo (Italy)

eP06-125 / 873: Early recurrence despite optimal surgery in serous borderline ovarian tumor with microinvasion: an evaluation from the ESGO perspective

Celal Akdemir (Türkiye)

eP06-126 / 876: Innovative use of a chitosan-based hemostatic tamponade (celox™) during primary cytoreductive surgery for advanced ovarian cancer: A case report

Saniye Merve GÜL KARA (Türkiye)

eP06-127 / 882: KELIM and inflammation outperform BRCA/HRD as dynamic prognostic biomarkers in advanced ovarian cancer

Gregoria Viveros (Chile)

eP06-128 / 884: Systemic inflammation, immune microenvironment, and cytoreductive outcome define an age-modulated prognostic landscape in high-grade serous ovarian cancer

Gregoria Viveros (Chile)

eP06-129 / 891: Suboptimal surgery and oncologic outcomes in women with ovarian cancer: an analysis of predictive factors.

Irene Ruengkhachorn (Thailand)

eP06-130 / 894: Real-world outcomes at 3 years follow-up of olaparib first line maintenance treatment in patients with BRCA-mutated advanced ovarian cancer: results from the United Kingdom

Rowan E Miller (United Kingdom)

eP06-131 / 897: Association between increased fluid retention and prolonged postoperative hospital stay after extensive surgery in ovarian cancer patients

Ida Basse (Denmark)

eP06-132 / 900: Identification of predictive biomarkers of neoadjuvant chemotherapy response in advanced ovarian cancer: transcriptomic analysis from biopsy samples (COBIOPRED project)

Teresa Dawid De Vera (Spain)

eP06-133 / 902: Spatial mapping of tumour ecosystems reveals niches associated with immune escape in chemo-naïve ovarian cancer

Andreas Hainari (Finland)

eP06-134 / 910: Fagotti score (FS) in comparison with peritoneal cancer index (PCI) for assessing preoperatively optimal cytoreduction in upfront laparoscopy

Efthalia Markopoulou (Greece)

eP06-135 / 911: Feasibility of a rapid post-mortem tissue donation program to study epithelial ovarian cancer

Gitte Hoorelbeke (Belgium)

eP06-136 / 912: Fagotti score in comparison with peritoneal cancer index (PCI) for assessing preoperatively optimal cytoreduction in upfront laparoscopy.

Efthalia Markopoulou (Greece)

eP06-137 / 914: Molecular alterations in endometrioid ovarian cancers and their impact on survival outcomes

Angela Mary George (India)

eP06-138 / 946: Title: surgical repair of an enterocutaneous fistula

Marta Arnáez De La Cruz (Spain)

eP06-139 / 957: Multidisciplinary approach to advanced ovarian cancer surgery:

A three-year single-centre experience with high complete cytoreduction rates and low severe morbidity

Rita Luz (Portugal)

eP06-140 / 962: Staging discordance in apparent early-stage ovarian neoplasms: prevalence, prognosis, and practical risk stratification

Mohamed Abdelwanis Mohamed Abdelaziz (United Kingdom)

eP06-141 / 964: Circadian timing of olaparib dosing and progression-free survival in platinum-sensitive ovarian cancer: a real-world single-center study

Ivan Bivolarski (Bulgaria)

eP06-142 / 983: Schlafen 11 expression does not predict response to first-line platinum-based chemotherapy in a real-world ovarian cancer cohort

Marketa Bednarikova (Czech Republic)

eP06-143 / 986: Long-term outcomes in patients with platinum-sensitive recurrent ovarian cancer receiving = 2 year duration of maintenance PARP inhibitor therapy

Apini Patel (United Kingdom)

eP06-144 / 991: A hybrid surgical approach combining pfannenstiell incision and laparoscopy as an alternative to midline laparotomy for O-RADS 4-5 ovarian neoplasms in young women

Seyedeh Raziieh Hashemi (Iran)

eP06-145 / 994: Yolk sac tumor of the ovary during pregnancy: A case report of successful management with premature delivery and adjuvant chemotherapy

Boris Bacic (Croatia)

eP06-146 / 1003: The role of pressurized intraperitoneal aerosol chemotherapy (PIPAC) in ovarian cancer patients: A systematic review of published evidence

Athina A Samara (Greece)

eP06-147 / 1014: Survival outcomes after laparoscopic staging in early-stage ovarian cancer: influence of histology and adjuvant therapy

Francesc Fargas Fabregas (Spain)

eP06-148 / 1015: When cachexia does not mean muscle loss: rethinking mechanisms in ovarian cancer

Ludovica Vitale (Italy)

eP06-149 / 1022: Does minimally invasive surgery increase recurrence in borderline ovarian tumours? A retrospective exploratory cohort study

Mohamed Abdelwanis Mohamed Abdelaziz (United Kingdom)

eP06-150 / 1024: Vascular anatomy for tension-free colorectal anastomosis

Victor Lago (Spain)

eP06-151 / 1038: Feasibility and impact of a structured yoga program on quality of life in women with epithelial ovarian cancer

Sampada Kundal (India)

eP06-152 / 1046: Prognostic role of chemotherapy response score (CRS) in patients with advanced ovarian cancer undergoing neoadjuvant chemotherapy

Gianluca Reina (Italy)

eP06-153 / 1050: Primary ovarian carcinoid tumours: insights from literature and diagnostic challenges

Alessandro Budà (Italy)

eP06-154 / 1065: Mirvetuximab in proc FRa-high: A promising therapeutic strategy

Elena Olearo (Italy)

eP06-155 / 1079: The dark side of endometriosis: exploring different atypical and neoplastic transformations

Chiara Ripepi (Italy)

eP06-156 / 1089: Synchronous breast cancer and high-grade serous ovarian carcinoma: A case report and literature review

Miltiadis N Badagionis (Greece)

eP06-157 / 1091: Feasibility and surgical outcomes of single-port robotic staging surgery for early-stage ovarian tumors: preliminary results of a pilot study

Filippo Maria Capomacchia (Italy)

eP06-158 / 1092: Prognostic value of peritoneal, adnexal, and cumulative chemotherapy response scores after NACT-ICS in high-grade serous carcinoma

Filippo Maria Capomacchia (Italy)

eP06-159 / 1100: Spatial and temporal stability of cyclin E1 expression in high-grade serous ovarian carcinoma – results of the tumor bank ovarian cancer network (www.toc-network.de)

Elena Braicu (Germany)

eP06-160 / 1104: Primary peritoneal carcinoma: A case report

Daniel Milkovski (North Macedonia)

eP06-161 / 1109: CA-125 in low-grade serous ovarian cancer: A multicenter retrospective analysis of the JAGO-NOGGO in 368 patients

Chiara Flethe (Germany)

eP06-162 / 1110: Identifying biomarkers of platinum resistance: clinical validation of ATP7A transporter expression and ceruloplasmin levels in high-grade serous ovarian cancer

David Lukanovic (Slovenia)

eP06-163 / 1120: Hyperthermic intraperitoneal chemotherapy – sugarbaker technique implementation in a hospital in bogotá, colombia: first 4 years of experience

Maria Camila Ayala Peña (Colombia)

eP06-164 / 1121: Comparative analysis of primary ovarian mucinous cancer versus ovarian metastasis from gastrointestinal and biliopancreatic mucinous carcinoma: towards a diagnostic algorithm.

Claudia Marchetti (Italy)

eP06-165 / 1124: Does hysterectomy improve recurrence-free survival in borderline ovarian tumours?

BILAL ESAT TEMİZ (Türkiye)

eP06-166 / 1129: Comparing gene expression signatures of niraparib, olaparib treatment and PARP1 silencing in HRP ovarian cancer cells

Zhong Zheng (China)

eP06-167 / 1134: Mapping metachronous metastases: incidence, treatment and survival of patients with metachronous metastases in ovarian cancer, a nationwide population-based study

Roos van der Ven (The Netherlands)

eP06-168 / 1137: Retrospective evaluation of minimally invasive surgical strategies in ovarian neoplasm (REMISSION study): surgical outcomes.

Tommaso Meschini (Italy)

eP06-169 / 1138: Isoform-specific downregulation of ARID1A?201 in ovarian cancer compared to endometriosis-associated and normal endometrial tissue

Vasilios Lygizos (Greece)

eP06-170 / 1139: Prognostic value of preoperative inflammatory markers in advanced epithelial ovarian cancer undergoing primary debulking surgery: an observational study

Cristina Taliento (Italy)

eP06-171 / 1143: Surgical outcomes after primary and interval cytoreductive surgery in advanced epithelial ovarian cancer

Cristina Taliento (Italy)

eP06-172 / 1151: The role of surgery in patients with stage IV ovarian cancer: survival evaluation in comparison with stage IIIC

Mathieu Luyckx (Belgium)

eP06-173 / 1170: Hudson's procedure in advanced ovarian cancer: balancing morbidity and oncologic benefit

Fatma Saadallah (Tunisia)

eP06-174 / 1174: Diagnostic accuracy of the MRI O-RADS scoring system: A single centre retrospective study

Ramy Hanna (United Kingdom)

eP06-175 / 1178: Bone marrow 18F-FDG PET/CT metabolic activity: a surrogate marker for inflammation tumor load in patients with advanced ovarian cancer.

Anne-Sophie Navarro (France)

eP06-176 / 1223: Bridging the gap between biochemical and morphological detection of ovarian cancer recurrence: revisiting HE4 dynamics and the role of photon-counting CT

Vendula Smoligova (Czech Republic)

eP06-177 / 1224: Anti-Müllerian hormone level in healthy BRCA negative volunteers, early ovarian cancer patients and healthy mutation carriers

Olga Zikan Dubova (Czech Republic)

eP06-178 / 1229: Risk factors for anastomotic leakage after highly complexed cytoreductive surgeries i ovarian cancer – single centre observational study

Krzysztof Nowosielski (Poland)

eP06-179 / 1232: Inflammatory serum markers for suspicion of anastomosis leakage in complexed operations in advanced ovarian cancer – single centre retrospective observational study

Krzysztof Nowosielski (Poland)

eP06-180 / 1233: Prognostic impact of residual thoracic disease after neoadjuvant chemotherapy in advanced ovarian cancer patients undergoing interval debulking surgery

Luca Pace (Italy)

eP06-181 / 1234: Transient hepatic insufficiency after cytoreductive surgeries with liver mobilization– preliminary single canter experience.

Krzysztof Nowosielski (Poland)

eP06-182 / 1236: Is the ACS NSQIP surgical risk calculator predictive for perioperative complications in cytoreductive surgeries for ovarian cancer in patients over 65 years old?

Krzysztof Nowosielski (Poland)

eP06-183 / 1253: Prognostic impact of estrogen and progesterone receptor expression across histological subtypes and clinical factors in epithelial ovarian cancer

Athanasios Argyriadis (Germany)

eP06-184 / 1256: Endosalpingiosis as a potential precursor lesion of endometriosis-associated ovarian cancer: A FIGO-stage-stratified study

Franziska Siegenthaler (Switzerland)

eP06-185 / 1273: Timing of adjuvant chemotherapy after cytoreductive surgery and its impact on survival in epithelial ovarian cancer patients

Kshitij Jamdade (United Kingdom)

eP06-186 / 1277: Mucinous borderline ovarian tumor with synchronous invasive lobular breast carcinoma: a rare synchronous tumor presentation

Bogdan Andreas Schaas (Germany)

eP06-187 / 1278: Real-world efficacy and safety of maintenance olaparib in patients with advanced BRCA-mutated ovarian cancer

Jelena Jovanovic (Serbia)

eP06-188 / 1284: Association between increased perioperative fluid retention with delayed initiation and completion of adjuvant chemotherapy after extensive surgery in ovarian cancer patients

Ida Basse (Denmark)

eP06-189 / 1287: Laparoscopic surgery in ovarian cancer – A questionnaire-based survey in germany

Philipp Herbert Klecker (Germany)

eP06-190 / 1302: Preliminary results of the PRADA study: pelvic peritonectomy vs. rectosigmoid resection in advanced ovarian cancer with pouch of douglas involvement

Naiia Seminario (Spain)

eP06-191 / 1303: Synergistic inhibition of low-grade serous ovarian cancer organoids by elacestrant and palbociclib: insights from a patient-derived organoid model for endocrine-targeted combination therapy

Fabian Bernhard Thaddäus Kraus (Germany)

eP06-192 / 1313: Hepatic resection in ovarian cancer cytoreduction.

Mathilde Del (France)

eP06-193 / 1322: Two-stage primary cytoreduction in serous ovarian carcinoma presenting with brain metastasis: case report and literature review

Blanca Gil-Ibáñez (Spain)

eP06-194 / 1341: Real-world data from the oncosys-OVA clinical trial (NCT06117384) – experiences on genomic and functional HRD testing and molecular determinants of progression during PARP inhibitor treatment

Anni Härkönen (Finland)

eP06-195 / 1380: Role of the da vinci xi robotic system in the management of local recurrences of gynecological cancer: enhancing detection and surgical outcomes.

Garrigós Llabata Enrique Eugenio (Spain)

eP06-196 / 1382: Risk factors for anastomotic leakage following rectosigmoid resection during cytoreductive surgery for advanced ovarian cancer

Krzysztof Grobelak (Poland)

eP06-197 / 1397: Upstaging after positive peritoneal biopsies in ovarian tumours – a real-world 10-year tertiary cancer centre analysis

Mascha Pervan (Germany)

eP06-198 / 1398: Epidemiological and molecular profile of ovarian cancer: experience of the gynecology department of bizerte, tunisia

Mechaal Mourali (Tunisia)

eP06-199 / 1401: A rare presentation of advanced ovarian cancer with breast metastasis at diagnosis : a case report and review of the literature

BENEDETTA ALBERGHETTI (Italy)

eP06-200 / 1405: Video-assisted thoracoscopic resection of thoracic lesions from ovarian carcinoma: A single center case series form an ongoing experience.

Benedetta Alberghetti (Italy)

eP06-201 / 1406: Disease landscape at presentation and recurrence in ovarian clear cell cancer: A single institute experience

Zoya Siddiqui (India)

eP06-202 / 1407: Clinical outcomes and prognostic factors in tertiary recurrence of epithelial ovarian cancer: A single-center experience

Hasan Volkan Ege (Türkiye)

eP06-203 / 1411: Morbidity and surgical outcomes following upper abdominal and thoracic cytoreduction in advanced ovarian cancer: A prospective real-world experience in a tertiary cancer care centre in india

Ashika M Padival (India)

eP06-204 / 1416: Laparoscopic interval debulking surgery for advanced ovarian cancer: surgical technique within the LANCE trial protocol

Luca Palmieri (Italy)

eP06-205 / 1417: Predictive ability of novel glycovariant biomarkers of CA125 and CA15-3 up to three years prior to ovarian cancer diagnosis

Hanna Roos Alexander (Sweden)

eP06-206 / 1422: A multidisciplinary approach and patient and caregiver education lead to improved prevention and rapid resolution of ocular adverse events in ovarian cancer patients treated with mirvetuximab soravtansine

Giuseppa Scandurra (Italy)

eP06-207 / 1425: Mucinous ovarian cancer: A tertiary care centre experience over 10 years

Ajit Sebastian (India)

eP06-208 / 1444: Head-to-head comparison between multidisciplinary team and artificial intelligence decision-making in advanced ovarian cancer and predictive accuracy of surgical complexity score: a pragmatic study

Vasilios Lygizos (Greece)

eP06-209 / 1447: Germline-somatic concordance in BRCA genes in ovarian cancer: a prospective analysis

Lucia Riberio (Italy)

eP06-210 / 1450: Endometriosis-associated ovarian carcinomas – A cohort of 27 patients

Michael J. Halaska (Czech Republic)

eP06-211 / 1451: Diagnostic laparoscopy under neuraxial anesthesia for advanced ovarian cancer: a prospective feasibility study

Elisa Scarpelli (Italy)

eP06-212 / 1456: Real-world evidence of oncologic outcomes in epithelial ovarian cancer: A colombian multicenter retrospective cohort

Juliana Rodriguez (Colombia)

eP06-213 / 1458: Incidental endometriosis and platinum chemosensitivity: a KELIM-based analysis in advanced ovarian cancer

Enrico Fluzzi (Italy)

eP06-214 / 1460: Ileocecal junction mesenteric peritonectomy as a component of selective peritonectomy in advanced ovarian epithelial cancer

KAPIL DEV (India)

eP06-215 / 1464: MINERVA study — update of the anatomosurgical classification of retrograde hysterectomy and rectosigmoid resection in ovarian cancer: perioperative and functional outcomes

Andrea Rosati (Italy)

eP06-216 / 1467: Ovarian cancer with and without endometriosis: insights into histologic patterns and survival in early-stage disease

Elisa Scarpelli (Italy)

eP06-217 / 1484: Minimal invasive staging for early ovarian cancer: A single-center experience.

Christina Schmidt (Germany)

eP06-218 / 1495: Role of the multidisciplinary tumor board in optimizing secondary cytoreductive surgery for platinum-sensitive recurrent ovarian cancer

Luigi Congedo (Italy)

eP06-219 / 1496: Survival outcomes before and after the introduction of HIPEC for advanced ovarian cancer: A single-centre cohort study

Maria Marks (United Kingdom)

eP06-220 / 1499: Prognostic factors in patients with stage III-IV high-grade serous ovarian cancer (HGSOC) following complete resection/ R0: FIGO stage, PCI, fagotti score, HR status

Chiara Goretti (Italy)

eP06-221 / 1512: Optimizing sentinel lymph node detection in early-stage ovarian cancer: indocyanine green alone or combined with technetium-99m?

Iria Rey (Spain)

eP06-222 / 1518: Molecular spectrum and clinicopathological associations of BRCA1 and BRCA2 mutations in epithelial ovarian carcinoma: A prospective study from eastern india

Anwesa Pal (India)

eP06-223 / 1520: From fibroids to malignancy: an incidental discovery of bilateral ovarian clear cell carcinoma

Paula Ambrósio (Portugal)

eP06-224 / 1521: Is there a role for neoadjuvant chemotherapy before secondary cytoreductive surgery in recurrent ovarian cancer?

Iria Rey (Spain)

eP06-225 / 1549: Contemporary update on ovarian sex cord-stromal tumours: epidemiology, molecular markers and implications for management

Zainab Benaboud (Morocco)

eP06-226 / 1552: Clinical and pathological features of ovarian granulosa cell tumours: a 10-year retrospective stud

Ekram Guerbej (Tunisia)

eP06-227 / 1554: Clinical implementation and validation of ADNEX and RMI in general gynaecological settings: a prospective danish multicentre study

Ina Marie Dueholm Hjorth (Denmark)

eP06-228 / 1557: Neoadjuvant chemotherapy before cytoreductive surgery has a more detrimental prognostic impact in newly diagnosed gBRCA mutated compared to gBRCA wild-type advanced HGOSC patients undergoing PARP-inhibitor monotherapy as first-line maintenance treatment.

Adriana Ionela Apostol (Italy)

eP06-229 / 1560: Reproductive outcomes after fertility sparing surgery in malignant ovarian germ cell tumors- retrospective study at state cancer institute

Shiva Gautam (India)

eP06-230 / 1567: The “test of time”: salvage cytoreduction after previous conservative management of bowel perforation in ovarian cancer

Gaia Battista (United Kingdom)

eP06-231 / 1569: Prediction of SBRT treatment response in ovarian oligometastatic cancer: an explainable radiomics machine learning model

Gabriella Macchia (Italy)

eP06-232 / 1580: Neoadjuvant chemotherapy versus primary debulking surgery in advanced epithelial ovarian cancer: A systematic review and meta-analysis

Lampirini Basmpana (Greece)

eP06-233 / 1587: BRCA mutation status determines bevacizumab efficacy in advanced high-grade serous ovarian cancer

Marwa Aboalsoud Salem (Egypt)

eP06-234 / 1588: Impact of age on treatment and outcomes in advanced ovarian cancer: A retrospective cohort study

Carmen Rodríguez-Rubio Corona (Spain)

eP06-235 / 1590: Neutrophil-to-lymphocyte ratio and KELIM score as prog-nostic markers in high-grade serous advanced ovarian cancer patients treated with neoadjuvant chemotherapy

Vasilis Efsthathios Theodoulidis (Greece)

eP06-236 / 1599: Pelvic peritonectomy in optimally cytoreduced advanced ovarian cancer patients: analysis of oncological outcome

Vasilis Efsthathios Theodoulidis (Greece)

eP06-237 / 1602: Minimally invasive vs. open interval debulking surgery in advanced ovarian cancer: A multicenter propensity-matched analysis of recurrence patterns

Luigi Congedo (Italy)

eP06-238 / 1605: Evaluating the feasibility of NGS-based germline genetic testing in ovarian carcinoma. the PERSONA-ovary trial.

Ilaria Betella (Italy)

eP06-239 / 1609: Secondary cytoreductive surgery including ureteral and sigmoid colon resection for recurrent high-grade serous carcinoma

Selcuk Erkillinc (Türkiye)

eP06-240 / 1611: Borderline ovarian tumors: clinicopathologic profile, surgical patterns, and early outcomes in a single-center cohort

Laura Caldeira Gomes (Portugal)

eP06-241 / 1630: Radiological features of mucinous ovarian tumors

Ahmed Halouani (Tunisia)

eP06-242 / 1635: CDK4/6 inhibitors in low-grade serous ovarian carcinoma (LGSOC): a pooled analysis

Jasmina Veta Darkovski (Germany)

eP06-243 / 1639: Laparoscopy in low-resource settings: A multicenter experience with ovarian mucinous tumors

Ahmed Halouani (Tunisia)

eP06-244 / 1657: Comparison of CT and MRI peritoneal cancer index preoperative assesment in ovarian cancer patients: A systematic review and meta-analysis.

Athina A Samara (Greece)

eP06-245 / 1658: Minimally invasive debulking surgery in ovarian cancer: a systematic review and meta-analysis

Dengyi Zhou (United Kingdom)

eP06-246 / 1674: ROME trial: risk-adapted zero-stoma policy in advanced ovarian cancer surgery

Virginia Vargiu (Italy)

eP06-247 / 1675: Postoperative characteristics of patients with advanced epithelial ovarian cancer admitted to intensive care unit undergoing primary or interval debulking surgery

Mareike Bommert (Germany)

eP06-248 / 1682: From efficacy to safety: real-world insights into PARP inhibitor therapy in gynecologic cancers

Pedro Frazão (Portugal)

eP06-249 / 1687: Relacorilant restores PD-L1 expression and a pro-inflammatory tumour microenvironment in glucocorticoid-treated ovarian cancer models

Sarah Joy Baron (United Kingdom)

eP06-250 / 1696: T2-weighted MRI-based radiomic characterisation of ovarian masses: differentiating benign from borderline/malignant lesions

Selina Chiu (United Kingdom)

eP06-251 / 1712: Oncological outcomes of immature ovarian teratoma following primary and secondary surgery: A 15 year report from cancer center

Maria Habib (Pakistan)

eP06-252 / 1715: Evaluation of complete gross cytoreduction in A surgery of advance stage epithelial ovarian cancers according to european society of gynecological oncology quality indicators

Maria Habib (Pakistan)

eP06-253 / 1721: Evaluation of relacorilant as a glucocorticoid receptor modulator for maintenance therapy following standard first-line treatment in ovarian cancer organoid models

Sarah Joy Baron (United Kingdom)

eP06-254 / 1724: Laparoscopic secondary cytoreduction with three-dimensional reconstruction and total intracorporeal colorectal anastomosis for isolated pelvic recurrence of ovarian cancer

Oliva Riccardo (Italy)

eP06-255 / 1744: Impact of standard implementation of gastro-intestinal surgeon in the multidisciplinary team for cytoreductive surgery in advanced epithelial ovarian cancer

Annelouke E.c. Van Odenhoven (The Netherlands)

eP06-256 / 1748: Clinical predictors of early death and early relapse in advanced ovarian cancer: the SUROVA experience

Luis M Chiva (Spain)

eP06-257 / 700: Secondary cytoreduction for recurrent ovarian cancer: report of a single-center experience.

Anastasios Pandrakis (United Kingdom)

07. Palliative care

eP07-001 / 1431: From diagnosis to survivorship: the value of early palliative care in gynaecology oncology

Sarah Milne (Ireland)

08. Pathology

eP08-001 / 18: Morphological spectrum of uterine corpus malignancies: distinct age-related profiles and survival implications in belarus (1993–2022)

Olga P. Matylevich (Belarus)

eP08-002 / 482: The use of vacuum packing for specimen preservation within gynae-oncology

Emma Mullen (United Kingdom)

eP08-003 / 887: Molecular profile of breast cancers with low estrogen receptor expression

Fatma Saadallah (Tunisia)

eP08-004 / 989: Prognostic significance of ki-67 expression in breast carcinomas

Fatma Saadallah (Tunisia)

eP08-005 / 1240: Gynecological and digestive tumors: two clinical observations

Ahmed Halouani (Tunisia)

eP08-006 / 1420: A sheep in wolf's clothing: two cases of postmenopausal uterine complicated fibroids mimicking malignancy

Ines HFAIEDH (Tunisia)

eP08-007 / 1508: Lobular granulomatous mastitis: clinical characteristics, diagnosis, and therapeutic approach

Ekram Guerbej (Tunisia)

eP08-008 / 1589: Revision surgery for positive or close margins after breast-conserving treatment: experience from a tertiary referral hospita

Nadia Marwen (Tunisia)

eP08-009 / 1607: TP53 mutational status correlates with PD-L1 and L1CAM expression in uterine serous carcinoma

Angellina Vlaski (Germany)

09. Prevention of gynaecological cancer

eP09-001 / 30: Deep learning-based binary classification of cervical lesions using mobilenetV2 on colposcopy images: A comparative study

Seung-Hyuk Shim (Republic of Korea)

eP09-002 / 52: The frequency of microbiomes and STD pathogens in iranian women with high-risk HPV infection.

Farah Farzaneh (Iran)

eP09-003 / 90: How well-informed are women diagnosed with HPV about their disease?

Hrvoljka Soljagic Vraneš (Croatia)

eP09-004 / 143: Metabolic dysfunction-associated steatotic liver disease (MASLD) and risk of gynecologic cancer: A korean nationwide cohort study

Jimin Ahn (Republic of Korea)

eP09-005 / 190: Combined effect of conization and HPV vaccination (gardasil 9) in patients with high-grade cervical intraepithelial lesions in azerbaijan: A three-year follow – up study

Nargiz Abdulahmad Zeynal (Azerbaijan)

eP09-006 / 201: Acceptability of cervical cancer self-screening in singapore

Ming Fen Grace Chan (Singapore)

eP09-007 / 216: Implementing high-risk HPV self-sampling and midwife-led colposcopy for cervical cancer screening in ghana: preliminary results from the CARCISCAN study

Teresa Lucia Pan (Austria)

eP09-008 / 227: Healthcare providers' knowledge, attitudes and practices regarding cervical cancer and screening: a cross-sectional analytical study

Woodelline Guerrier (Haiti)

eP09-009 / 244: Type 3 transformation zone: are we over-monitoring? long-term outcomes from a tertiary centre cohort

Richa Suresh Sankhe (United Kingdom)

eP09-010 / 259: Efficacy of adsorbent and anti-oxidative vaginal gel (deflagyn) on low-grade squamous intraepithelial lesions and high-grade squamous intraepithelial lesions

Domagoj Dobranic (Croatia)

eP09-011 / 282: Structured implementation of cervical cancer screening & dysplasia treatment in ghana: implementing sustainable care in a low-resource setting

Teresa Lucia Pan (Austria)

eP09-012 / 283: HPV 16 and 18 evaluation with negative cytology in a healthcare center

Amina Lubrano Rosales (Spain)

eP09-013 / 339: A cross-sectional multicenter study on the role of HPV vaccination, healthy sexual practices and awareness in the primary prevention of cervical cancer

Katerina Papakonstantinou (Greece)

eP09-014 / 343: Smoking assessment in gynecologic oncology trials

Nova Soomer (The Netherlands)

eP09-015 / 398: Human papilloma virus vaccination coverage trends in NORTH MACEDONIA from 2010 to 2024

Ajla Shabani (North Macedonia)

eP09-016 / 399: Quality and service improvement project in the management of disordered proliferative endometrium (DPE)

Haniya Sattar (United Kingdom)

eP09-017 / 489: Protocol for the DETECT-2 randomised controlled trial: a comparison of direct-to-patient versus mainstreaming genetic testing at ovarian, endometrial and colorectal cancer diagnosis

Dona Chakraborty (United Kingdom)

eP09-018 / 496: Effectiveness of a multi-ingredient coriolus versicolor-based vaginal gel in greek women harbouring cervical high-risk HPV: a sub-analysis of the PAPILOBS-GR study

George Valasoulis (Greece)

eP09-019 / 505: Estimands for clinical effectiveness of risk reducing early salpingectomy in high risk women from prospective observational studies

Ranjit Manchanda (United Kingdom)

eP09-020 / 547: From molecules to policy: translating HPV genotype signatures into precision prevention in NORTH MACEDONIA and the WESTERN BALKANS

Elena Dzilkova (North Macedonia)

eP09-021 / 602: Effect of a coriolus versicolor-based vaginal gel on high-grade cervical lesion during pregnancy.

Elga López González (Spain)

eP09-022 / 617: Cost-effectiveness of opportunistic salpingectomy during various non-gynaecological abdominal surgeries for the prevention of ovarian cancer: results from a markov modelling study

Jolijn Schauwaert (The Netherlands)

eP09-023 / 618: Development of a tailored strategy to facilitate the implementation of opportunistic salpingectomy during non-gynaecologic surgery for the prevention of ovarian cancer

Jolijn Schauwaert (The Netherlands)

eP09-024 / 625: Impact of the nonavalent human papillomavirus vaccine as adjuvant to conization in women with high-grade cervical intraepithelial neoplasia. A metropolitan hospital colposcopy center experience, 24 months – follow up.

Letizia Scarcella (Italy)

eP09-025 / 642: Effectiveness of human papillomavirus vaccination in the republic of kazakhstan: ten-year epidemiological and clinical analysis

Satanova Rinatovna Alima (Kazakhstan)

eP09-026 / 728: Efficacy of a multi-ingredient coriolus versicolor-based vaginal gel on HR-HPV clearance: final results from the PALOMA 2 clinical trial

Patricia Sanmartin Salinas (Spain)

eP09-027 / 804: The role of methylation marker FAM19A4/miR124-2 in spontaneous regression of cervical intraepithelial neoplasia grade 2 (CIN2)

Andrej Cokan (Slovenia)

eP09-028 / 806: Analysis of surgical intervention in cervical intraepithelial neoplasia at the grodno university clinic over a three-year period (2022–2024)

Maksim Pishchyk (Belarus)

eP09-029 / 949: Comparative analysis of knowledge about human papillomavirus infection among young volleyball players from Serbia and 20 European countries – A cross-sectional international study

Marija Zivkovic Radojevic (Serbia)

eP09-030 / 955: Endometrial hyperplasia without atypia versus atypical hyperplasia: a retrospective study

Ana Elisa Sousa (Portugal)

eP09-031 / 956: Levonorgestrel-releasing intrauterine system and oral progestins in the management of endometrial hyperplasia without atypia: A five-year observational study

Maria Nikou (Greece)

eP09-032 / 1039: Knowledge and health beliefs regarding hpv infection and vaccination among university students in health professions

Esra Özer (Türkiye)

eP09-033 / 1040: Anal HPV screening in high-risk patients: the aarau interdisciplinary colposcopy clinic

Mir Fuad Hasanov (Germany)

eP09-034 / 1167: Unexpectedly high information needs regarding male breast cancer: insights from a german web-based analysis

Maria Schröder (Germany)

eP09-035 / 1180: Negative predictive value of PAP smear in patients with leukoplakia patterns on colposcopy

Vesna Krsic (Serbia)

eP09-036 / 1210: Glucagon-like peptide-1 receptor agonists beyond metabolism: insights into gynecologic cancer prevention

Georgios Chrellas (Greece)

eP09-037 / 1330: A comparative analysis of various triage techniques for cervical cancer screening: A prospective north indian study

Amrita Gaurav (India)

eP09-038 / 1361: Prevalence and clinical significance of occult tubal and ovarian lesions in BRCA1/2 carriers undergoing risk-reducing salpingo-oophorectomy

Álvaro Tejerizo (Spain)

eP09-039 / 1468: Surveillance of cervical intraepithelial neoplasia grade 2 with dual P16/ki-67 immunocytochemistry staining. preliminary results of the CIN2DIN study.

Iliana Sofianou (Greece)

eP09-040 / 1483: Awareness of HPV and HPV vaccination in the primary care: A nationwide cross-sectional study

Richard Tóth (Hungary)

eP09-041 / 1516: Counselling of clients for HPV self sampling by community health workers and by physicians: A randomized, open-labelled, non-inferiority trial

Nilanchali Singh (India)

eP09-042 / 1524: Anal HPV-DNA test in women treated for high-grade lower genital tract lesions: interim analysis

Niccolò Gallio (Italy)

eP09-043 / 1542: Opportunistic salpingectomy: potential ovarian cancer prevention and budget-impact at a tertiary-center

Marco D'Indinosante (Italy)

eP09-044 / 1594: Assessing progress towards the WHO cervical cancer elimination goals in georgia

Archil Sharashenidze (Georgia)

eP09-045 / 1600: How important is the risk-reduced surgery (RRS) for hereditary ovarian cancer in the republic of belarus?

Hanna Trukhan (Belarus)

eP09-046 / 1613: When colposcopy meets pregnancy: insights into HPV-related cervical pathology and outcomes

Giovanna Scarfone (Italy)

eP09-047 / 1618: Positivity rate of P16/ki-67 immunocytochemistry testing in women with histologically confirmed CIN2. A systematic review.

Iliana Sofianou (Greece)

eP09-048 / 1716: School-based educational interventions increase HPV vaccination coverage: A cluster-randomized trial in colombia

Juliana Rodriguez (Colombia)

10. Quality of life after treatment

eP10-001 / 84: Partner support in women diagnosed with HPV infection: A quantitative exploratory study

Hrvojka Soljagic Vraneš (Croatia)

eP10-002 / 197: Emotional functioning as a key dimension of quality of life in patients with lower gynecologic tract cancer: a cross-sectional study in a greek university hospital

Ioannis Kalogiannidis (Greece)

eP10-003 / 237: Psychological distress and body image alteration in women with breast cancer: A study from tunisia

Mechaal Mourali (Tunisia)

eP10-004 / 362: GHOST ILEOSTOMY: VIABLE OPTION WITH ADVANTAGE

vijayalaxmi davalagi (India)

eP10-005 / 382: Efficacy and safety of apixaban vs enoxaparin as prophylaxis in patients undergoing gynecological oncology surgery: A systematic review and meta-analysis.

Wala Mehros (Saudi Arabia)

eP10-006 / 411: Pregnancy-associated hodgkin lymphoma: maternal treatment, outcomes and long-term survival in a 30-year single-centre study

Elzbieta Wojciechowska-Lampka (Poland)

eP10-007 / 448: Comparison of menopause symptoms between gynaecological and non-gynaecological cancer survivors: A prospective study

Helen Mary Ryan (Ireland)

eP10-008 / 452: Fractional CO2 laser therapy (monalisa touch®) for vulvovaginal atrophy in gynecologic cancer survivors: prospective evaluation using a validated analog symptom scale

Sofia Raposo Dinis (Portugal)

eP10-009 / 576: Exploring vaginal toxicity and sexual dysfunction after definitive chemo-radiotherapy and brachytherapy (BRT) boost in locally advanced cervical cancer (LACC): a preliminary retrospective analysis from a radiation oncologist's perspective

Federica Piccolo (Italy)

eP10-010 / 671: Safety of advanced laparoscopic procedures in gynaecologic oncology: a single-centre prospective cohort study

Chrysoula Margioulou-Starkou (Greece)

eP10-011 / 712: Quality of life assessment in patients with vulval cancer and pre-cancer lesions

Amina Shahzad (United Kingdom)

eP10-012 / 761: Sexual health care in oncology patients at torrejon university hospital

Ingrid Perez Martinez (Spain)

eP10-013 / 890: Health-related quality of life in patients with rare or radioresistant gynecological malignancies treated with hadrontherapy: an explorative analysis with longitudinal questionnaire-based evaluation

Amelia Barcellini (Italy)

eP10-014 / 904: Impact of multispecies probiotic supplementation on patients with gynecological malignancies undergoing chemotherapy: findings from a prospective, randomized, double-blind, placebo-controlled pilot study

Jacek P. Grabowski (Germany)

eP10-015 / 919: Keeping active after treatment: the hidden challenge for gynecologic cancer survivors

Mouna Ben Rejeb (Tunisia)

eP10-016 / 920: Beyond treatment: body image, self-esteem, and relationships in women undergoing pelvic radiotherapy

Mouna Ben Rejeb (Tunisia)

eP10-017 / 995: VNOTES vs LPSC for hysterectomy and adnexectomy: faster recovery with less pain in a single-center cohort

Boris Bacic (Croatia)

eP10-018 / 1026: Irradiated and underfed? the nutritional impact of pelvic radiotherapy

Farah Ben Aissa (Tunisia)

eP10-019 / 1087: Severe urethral meatal and vaginal introital stenosis and after radical oncological surgery and adjuvant radiotherapy: successful reconstruction with buccal mucosal graft urethroplasty and vulvoperineal reconstruction

Mariana Gonçalves (Portugal)

eP10-020 / 1168: Acceptability of the EORTC-CX24 quality of life questionnaire in a portuguese sample of cervical cancer treated patients

Lúcia Correia (Portugal)

eP10-021 / 1221: Pilot study on the use of fractional vaginal laser in women with gynecologic cancer to improve sexual health

Ester Miralpeix Rovira (Spain)

eP10-022 / 1243: Subjective complaints of women after pelvic radiotherapy – pilot data from a retrospective study

Pavel Kabele (Czech Republic)

eP10-023 / 1247: Preparing the body and the mind: the hidden burden of pelvic radiotherapy preparation in gynaecological cancers

Farah Benaissa (Tunisia)

eP10-024 / 1248: A multi-year, multi-procedural approach to managing severe urological and gastrointestinal complications following radical hysterectomy for cervical cancer

Luka Kovac (Slovenia)

eP10-025 / 1252: Endometrial cancer survivors in tunisia: voices on urinary incontinence

Ghada Abdessatar (Tunisia)

eP10-026 / 1254: Quadrimodal prehabilitation including occupational therapy to improve outcomes in frail oncogynaecological patients before cancer surgery

Markéta Malecová Polková (Czech Republic)

eP10-027 / 1265: FSFI-BC questionnaire to assess the sexual quality of life in italian women with breast cancer

Cristiana Cocca (Italy)

eP10-028 / 1319: Survey on the quality of life and the impact of the cancer treatments caused by: radical surgery, quimioterapy, hormonoterapy and radioterapy(N=100). consequences and prevention.

Elizabeth Ordens Castelo-Branco (Portugal)

eP10-029 / 1331: Hormone replacement therapy in BRCA-mutation carriers: insights into choices and attitudes

Shira Stern (Israel)

eP10-031 / 1396: Incidental early-stage endometrial neoplasia after sacrocervicopexy: balancing oncologic safety and pelvic function in elderly women

Leandro Nobrega (Switzerland)

eP10-032 / 1505: Insomnia as a marker of psychological distress in patients with breast cancer : A cross-sectional study of 100 cases

Abid Wiem Arbi (Tunisia)

eP10-033 / 1513: Impact of cancer treatments on sexual health in young breast cancer survivors: results from a tunisian cohort

Abid Wiem Arbi (Tunisia)

eP10-034 / 1584: Psychological and quality-of-life outcomes after patey surgery for breast cance

Ekram Guerbej (Tunisia)

eP10-035 / 1646: Mind over fractions: anxiety and depression during hypofractionated radiotherapy in tunisian breast cancer patients

Ghada Abdessatar (Tunisia)

eP10-036 / 1661: Expression of serotonin receptors in human vagina: a translational step toward understanding female sexual dysfunction in gynecological cancer patients, a pilot study

Alessandra Logoteta (Italy)

11. Rare tumours

eP11-001 / 17: Early and rapid recurrence of an ovarian yolk sac tumor: A rare and alarming case in adolescence

Aziza Debbiche (Tunisia)

eP11-002 / 33: Collision tumor of the uterine corpus (carcinosarcoma with heterologous lipomatous differentiation and low-grade adenosarcoma): A rare case report with recurrence in an atypical topography

Luiz Felipe Lessa Ortiz (Brazil)

eP11-003 / 61: Iliac vessel tumor cluster associated to uterine carcinosarcoma

Maria Camila Ayala Peña (Colombia)

eP11-004 / 110: Gist rectovaginal septum – A case report

CRISTIANE RABELLO (Brazil)

eP11-005 / 123: A case series of uterine pcomas: diagnostic and management challenges in an irish tertiary centre

Leah Morris (Ireland)

eP11-006 / 133: Growing teratoma syndrome after immature ovarian teratoma: rarity, diagnosis and management in a young woman

Pajtim Fatmir Asani (North Macedonia)

eP11-007 / 148: Leser-trélat sign associated to uterine adenosarcoma

Maria Camila Ayala Peña (Colombia)

eP11-008 / 188: BCOR-high-grade endometrial stromal sarcoma in a 22-year-old mimicking myxoid leiomyosarcoma

Ali El Safadi (Lebanon)

eP11-009 / 200: Cytoreductive surgery in combination with hyperthermic intraperitoneal chemotherapy in patients with inadvertently morcellated uterine leiomyosarcoma

Qiuhua Tan (China)

eP11-010 / 234: Unravelling the immune landscape of endometrial carcinosarcomas

Yong Sheng Tan (United Kingdom)

eP11-011 / 257: Serous endometrial intraepithelial carcinoma: an international multicenter cohort study

Ilker Kahramanoglu (Türkiye)

eP11-012 / 408: The role of neutrophil-to-lymphocyte ratio in the differential diagnosis of uterine sarcomas and leiomyomas

Roberta Maria Arseni (Italy)

eP11-013 / 410: Angiomyxome agressif du pelvis et du perinee : a propos d'un cas et revue de la litteratur

IRAQUI HOUSSAINI EL GHALI (Morocco)

eP11-014 / 587: High-grade urothelial carcinoma arising from the symphysis pubis mimicking an ovarian malignancy: A rare pelvic wall case successfully resected by multidisciplinary surgery

Ozge Nur Gulen (Türkiye)

eP11-015 / 645: Phyllodes tumors of the breast: A study of 60 cases, prognostic factors, and local therapeutic implications

Majdouline Zemhari (Morocco)

eP11-016 / 648: Aggressive angiomyxoma of the vulva and pelvis: a case report

Agnieszka Denecke (Germany)

eP11-017 / 655: Brain metastasis in POLE-mutated endometrial cancer with co-existing TP53 mutation: an unexpected aggressive course

Marcin Tomasz Nurzynski (Poland)

eP11-018 / 657: Unusual presentation of a krukenberg tumor in a 37-year-old woman initially evaluated for infertility

Igor Aluloski (North Macedonia)

eP11-019 / 682: WAT after total hysterectomy and bilateral salpingo-oophorectomy still bothers gynaecological oncologists? A rare case report of wolffian adnexal tumour (WAT) and review of literatures

Ya-Lin CHUANG (Taiwan)

eP11-020 / 781: Dedifferentiated endometrial carcinoma with large-cell neuroendocrine carcinoma: clinical and molecular insight

Qianfen Liu (China)

eP11-021 / 783: Sertoli-leydig cell tumors of the ovary: analysis of outcomes and risk factors for recurrence

Helmut Plett (Germany)

eP11-022 / 801: Doxorubicin monotherapy versus combination regimens in advanced and recurrent uterine sarcomas: retrospective analysis of efficacy and safety

Slobodnan Kutic (Serbia)

eP11-023 / 817: Stratifying recurrence risk in uterine sarcomas: translating pathology and molecular profiling into clinical practice

Katerina Papakonstantinou (Greece)

eP11-024 / 857: Primary vaginal mesonephric carcinoma: a case report and a systematic review of the literature

Tais Helena Garcia Fernandes Oliveira (Brazil)

eP11-025 / 880: Rare malignant breast tumours

Salma Addi (Morocco)

eP11-026 / 1055: Pediatric gynecologic tumors: management and fertility preservation – A 14 cases study

Majdouline ZEMMARI (Morocco)

eP11-027 / 1076: Locally advanced and metastatic high-grade uterine sarcomas: single-centre experience of surgical outcomes

Andrei Ioan Corha (United Kingdom)

eP11-028 / 1085: Endometriosis-associated clear cell carcinoma of the abdominal wall: A case report

Maria Zoi Bourou (Greece)

eP11-029 / 1126: Primary clear cell carcinoma of the vulva. A case report

Jimmy A Billod (Philippines)

eP11-030 / 1146: Adenoid cystic carcinoma of the bartholin's gland: A rare misdiagnosed tumor.

Ines Zemni (Tunisia)

eP11-031 / 1162: A rare case: primary carcinoid tumor of the ovary

Kübra Duran Özgür (Türkiye)

eP11-032 / 1190: Botryoid rhabdomyosarcoma of the vagina in early childhood diagnostic pitfalls and management challenges

Jelena Rvovic (Serbia)

eP11-033 / 1191: Mucinous borderline ovarian tumor in a 17-year-old girl

žana Lalic (Serbia)

eP11-034 / 1199: Mucinous borderline ovarian tumor with intraepithelial carcinoma in a 14-year-old: case report

Ilijana Skoric (Serbia)

eP11-035 / 1238: A rare case of primary vulvar ewing sarcoma

Ludovica Spanò Bascio (Italy)

eP11-036 / 1245: Diagnostic and pathological challenges in benign multicystic peritoneal mesothelioma with squamous metaplasia: case report and comprehensive literature review

Tommaso Difonzo (Italy)

eP11-037 / 1262: Uterine Müllerian adenosarcoma associated with tamoxifen therapy: A case report

Irene López Abad (Spain)

eP11-038 / 1264: Rhabdomyosarcomatous overgrowth in ovarian carcinosarcoma: diagnostic and therapeutic implications of a rare phenotype

Ciaran David McKeown (Ireland)

eP11-039 / 1272: Surgical decision-making in intermediate-risk ovarian steroid cell tumours: integrating histopathological risk and reproductive planning

Elga López González (Spain)

eP11-040 / 1274: Rare presentation of intravenous leiomyomatosis: institutional experience of four complex cases

Onur Atakul (Türkiye)

eP11-041 / 1291: Malignant brenner tumor of the ovary with subcutaneous implants: A therapeutic challenge in recurrent and hard-to-control disease

Fabio Nogueira Liguori Alves (Brazil)

eP11-042 / 1295: Treatment of the recurrent endometrial stromal sarcoma low grade (case report)

Kateryna Kharchenko (Ukraine)

eP11-043 / 1298: Early-stage synchronous endometrioid adenocarcinoma of the uterus and ovary: a rare case with favourable outcome after combined modality therapy

Ilma Dacic (Bosnia and Herzegovina)

eP11-044 / 1309: LEER with hemicortical osteotomy of the left pubis and quadrangular plate: radical resection as part of a successful multimodal approach for pelvic extraosseous ewing sarcoma in a young adult

Elena Plesca (United Kingdom)

eP11-045 / 1333: Adnexal mass as an unusual manifestation of von hippel-lindau syndrome: case report and literature review

Blanca Gil-Ibáñez (Spain)

eP11-046 / 1347: Case of an ovarian germ cell tumor: ruptured yolk sac tumor during surgery

Amina Mekerba (Algeria)

eP11-047 / 1377: High-grade immature ovarian teratoma in pregnancy: balancing maternal cancer therapy and fetal well-being

Natalia Anna Kaufmann (Austria)

eP11-048 / 1434: Clinical characteristics of ovarian sex cord-stromal tumours: a retrospective cohort from a developing-country setting (2019–2024)

Hieu Tri Pham (Vietnam)

eP11-049 / 1478: Peritoneal strumosis mimicking ovarian carcinomatosis: A benign condition with a disseminated presentation

Macarena Alférez Alvarez-Mallo (Spain)

eP11-050 / 1491: Extremely thick vulvar melanoma in a patient with prior breast carcinoma: A rare and aggressive case with fatal outcome

Vlatko Gjirevski (North Macedonia)

eP11-051 / 1538: Low-grade endometrial stromal sarcoma mimicking a uterine fibroid : A case report and literature review

Hafedh Abbassi (Tunisia)

eP11-052 / 1546: Vaginal gastrointestinal stromal tumor in a patient with prior hysterectomy: A rare tumor case report

Marjan Stojovski (North Macedonia)

eP11-053 / 1559: Clear cell carcinoma of the endometrium with concomitant uterine leiomyoma: A rare case report

Ivana Kijajova (North Macedonia)

eP11-054 / 1562: Embryonal rhabdomyosarcoma resembling a large polypoid lesion of the uterine cavity: a case report and literature review

Benedetta Bonardi (Italy)

eP11-055 / 1564: Metastatic melanoma presenting as ovarian carcinoma with carcinosarcoma: a diagnostic challenge

Ester Miralpeix Rovira (Spain)

eP11-056 / 1565: Smooth muscle tumours of uncertain malignant potential (STUMP): A case report

Viktorija Jovanovska (North Macedonia)

eP11-057 / 1578: Neuroendocrine tumours of the ovary: current evidence and management strategies

Zainab Benaboud (Morocco)

eP11-058 / 1591: Uterine malignant mixed müllerian tumour: case report and management review

Nadia Marwen (Tunisia)

eP11-059 / 1596: Concomitant uterine primitive neuroectodermal tumour (PNET) and fallopian tube serous carcinoma

Archil Sharashenidze (Georgia)

eP11-060 / 1597: Solitary fibrous tumor (SFT) mimicking an ovarian neoplasm: case report and review of the literature

Rebecca Amalfi (Germany)

eP11-061 / 1616: Acute haemoperitoneum due to ruptured granulosa cell tumour in perimenopause

Elga Lopez Gonzalez (Spain)

eP11-062 / 1627: High-grade endometrial stromal sarcoma with unusual adrenal and palatine tonsil metastases: A rare case report

Basak Ozge Kayan (Türkiye)

eP11-063 / 1640: Real-world outcomes in clear cell gynaecological cancer: impact on survival with bevacizumab-containing regimens at two UK tertiary centres

Bliss Anderson (United Kingdom)

eP11-064 / 1653: Evolving management and fertility outcomes in ovarian germ cell tumours: A 27-year retrospective cohort study

Tanith Westerman (United Kingdom)

eP11-065 / 1655: Solitary fibrous tumor of the ischiorectal fossa: a rare pelvic entity

Ilaria Treccani (Italy)

eP11-066 / 1684: Cervical neuroendocrine tumors: A diagnostic and therapeutic challenge. Two case reports.

José María Mariconde (Argentina)

eP11-067 / 1690: Ovarian high-grade serous carcinoma and synchronous mesonephric-like endometrial adenocarcinoma: a case report and literature review

Ilaria Treccani (Italy)

eP11-068 / 1729: Retroperitoneal lipoma mimicking malignancy: a case report and surgical management approach

Charlotte Ruscoe-Price (United Kingdom)

12. Translational research/biomarkers

eP12-001 / 69: Enhancing diagnostic accuracy in adnexal masses: A correlation of biochemical and ultrasonographic markers with malignancy

Fidan Novruzova (Azerbaijan)

eP12-002 / 180: PLAT-M8 methylation panel: next-generation sequencing assay development and MLH1-linked response prediction in ovarian cancer

Muhammad Habiburrahman (United Kingdom)

eP12-003 / 235: NUMB protein expression as a potential molecular classifier in endometrial carcinoma: translational work-in-progress

Vasileios Kartsounis (Greece)

eP12-004 / 273: Serum levels of soluble L1CAM as a clinical marker in high-risk endometrial cancer

Elana Bignotti (Italy)

eP12-005 / 314: Advancing early detection and screening in gynaecologic oncology: the role of respiromics in non-invasive cancer detection

Margarida Cal (Portugal)

eP12-006 / 486: Thrombocytosis and CD61+ as surrogates for chemoresistance in advanced high-grade serous ovarian cancer – a proof of concept

Stefania Cicogna (Italy)

eP12-007 / 494: Ovarian cancer glutamine metabolism supports tumor-associated macrophages immune suppression through crosstalk mechanisms

Gennaro Cormio (Italy)

eP12-008 / 517: The intimate relationship of miRNA signatures and polymerase epsilon (POLE) mutation status in endometrial cancer.

Alexandros Lazaridis (Greece)

eP12-009 / 585: Swiss-GO-08/OV-PRECISION: A randomized controlled swiss trial examining the benefit of multimodal guided therapy in ovarian cancer.

Francis Jacob (Switzerland)

eP12-010 / 633: Transcriptome response of ovarian cancer cell lines to photon, proton and carbon ion radiotherapy

Amelia Barcellini (Italy)

eP12-011 / 725: MicroRNA expression profile in endometriosis and endometriosis-associated ovarian cancer – systematic review

Maria Szubert (Poland)

eP12-012 / 759: Immuno-placenta: the placenta as a model of a tumour micro-environment.

Siobhan Moran (Ireland)

eP12-013 / 766: G-quadruplex stabilization enhances chemosensitivity in endometrial cancer via autophagy modulation

Khayal Gasimli (Germany)

eP12-014 / 855: From ascites to actionable insights: integrating ascitoid models and extracellular vesicles to advance precision medicine in ovarian cancer

Vendula Pospichalova (Czech Republic)

eP12-015 / 866: Torque teno virus (TTV) as a promising biomarker in gynaecologic cancer therapy: preliminary findings of an ongoing prospective validation study

Thomas Bartl (Austria)

eP12-016 / 872: Transcriptomic & single-cell translational analyses on gynecologic cancer patients receiving MEK-inhibitors in the FINPROVE trial

Anni Suoknuuti (Finland)

eP12-017 / 939: Artificial intelligence in ovarian cancer: a systematic review and meta-analysis of predictive AI models in genomics, radiomics, and immunotherapy

Mauro Francesco Pio Maiorano (Italy)

eP12-018 / 968: LSR-mediated alpha-tocopherol uptake inhibits ferroptosis and promotes tumor growth in gynecological cancers

Masashi Akada (Japan)

eP12-019 / 987: Synthetic health information for enhancing the prevention, early diagnosis and treatment of gynaecological cancers

Sharon O'Toole (Ireland)

eP12-020 / 988: Exploring the molecular landscape of lymphatic dissemination in ovarian cancer through AI-based transcriptomic profiling

Blanca Valenzuela Mendez (Spain)

eP12-021 / 1002: Tumor-infiltrating lymphocytes correlate with response to first-line platinum-based chemotherapy in a real-world ovarian cancer COHORT

Vit Weinberger (Czech Republic)

eP12-022 / 1025: Senescent CD8+ T cells in advanced stage high grade serous ovarian cancer

Myriam Nabhan (Ireland)

eP12-023 / 1032: A workflow to assess ADC target expression on circulating tumour cells in epithelial ovarian cancer

Catherine O'Gorman (Ireland)

eP12-024 / 1033: PthrP-associated hypercalcemia in gynecologic malignancies: A scoping review

Mir Fuad Hasanov (Germany)

eP12-025 / 1035: Cancer-associated fibroblasts profiling in high-grade serous ovarian cancer reveals intra- and interpatient heterogeneity

Katherine Nixon (United Kingdom)

eP12-026 / 1077: Comparison of homologous recombination deficiency scoring methods in multi-site samples in high grade serous ovarian cancer

Katherine Nixon (United Kingdom)

eP12-027 / 1084: Exploiting patient-derived models to unveil replication stress vulnerabilities as effective therapeutic targets in gynecological cancers

Sabrina Arena (Italy)

eP12-028 / 1131: TUBB6 methylation in cervical scrapings for ovarian cancer detection: diagnostic accuracy, performance, and insights

Kuo-Min Su (Taiwan)

eP12-029 / 1152: Single-cell RNA sequencing analysis reveals estrogen response pathways as key determinants of platinum resistance in ovarian cancer

Hanbyoul Cho (Republic of Korea)

eP12-030 / 1153: Single-cell RNA sequencing reveals distinct cellular landscapes and trajectory dynamics in ovarian cancer progression and metastasis

Gwan Hee Han (Republic of Korea)

eP12-031 / 1365: Diagnostic value of baseline circulating cell-free DNA and circulating tumor cells for predicting peritoneal disease burden in advanced ovarian cancer: preliminary results of a prospective pilot study.

Luigi Carlo Turco (Italy)

eP12-032 / 1368: Molecular profiling of an undifferentiated uterine sarcoma to recurrent uterine GIST: clinical impact of precision oncology through the moST programme.

Sae Jin Songg (New Zealand)

eP12-033 / 1394: Concordance of genomic profiling of circulating tumor DNA and tumor tissue for treatment selection in patients with gynecological cancer: results from a IMPRESS-norway sub-study

Kristina Lindemann (Norway)

eP12-034 / 1404: Comparative molecular profiling of uterine serous carcinoma versus low and high grade ovarian serous carcinomas.

Giorgia Dinoi (Italy)

eP12-035 / 1442: Optimising an aptamer-based serum biomarker discovery platform for ovarian cancer; using HRP as a model target

Sharon A O'Toole (Ireland)

eP12-036 / 1454: Immune landscape characterization of PD-L1, tumor-infiltrating lymphocytes, and macrophages in advanced ovarian cancer stratified by homologous recombination status

Vanda Salutari (Italy)

eP12-037 / 1490: Expression of L1cam and its association with clinicopathological factors in carcinoma endometrium

Analise Maria D Mello (India)

eP12-038 / 1558: Preoperative circulating cell-free DNA as predictor of postoperative complications after primary and interval cytoreductive surgery for advanced ovarian cancer

Filippo Maria Capomacchia (Italy)

eP12-039 / 1644: Patient-derived extracellular matrix scaffolds enable physiologically relevant ex vivo models of vulvar cancer

Lorena Larios Salazar (Norway)

eP12-040 / 1649: Associations between urinary phthalate metabolites and circulating cfDNA and cfRNA (mirnas) in women with endometrial cancer: a prospective cohort study

Monika Sobocan (Slovenia)

eP12-041 / 1652: In silico profiling of mTOR pathway alterations and its regulatory miRNA networks in high-grade serous ovarian cancers.

Radwa Hablase (United Kingdom)

eP12-042 / 1668: Unveiling the hidden potential of gynecological fluids: from discarded sample to a promising liquid biopsy in endometrial cancer

Eva Colas (Spain)

eP12-043 / 1680: Exploring FAPI radiotracers feasibility in vulvar cancer: preliminary findings from an in vitro study

Anita Florit (Italy)

eP12-044 / 1689: Molecular characterization of advanced endometrial cancer

Mi-Kyung Kim (Republic of Korea)

eP12-045 / 1691: CytoMARK: A non-invasive endometrial cancer diagnostic test using cervical fluid biomarkers in development

Irene De La Calle (Spain)

eP12-046 / 1705: WomEC, a novel IVD for endometrial cancer diagnosis

Eva Colas (Spain)

eP12-047 / 1745: Elucidating the utility of natural killer cell soluble ligands in high grade serous ovarian cancer to predict platinum resistance

Sharon A O'Toole (Ireland)

13. Trophoblastic diseases

eP13-001 / 305: Invasive molar pregnancy progressing to gestational trophoblastic neoplasia with uterine arteriovenous fistulas: A diagnostic and therapeutic challenge (case report)

khattabi abir (Morocco)

eP13-002 / 529: Rare case of mucosal ano-rectal melanoma diagnosed during early pregnancy: A multidisciplinary challenge

Kenza Benchaaboune (Morocco)

eP13-003 / 1108: Gestational trophoblastic neoplasia in ectopic sites: A systematic review of the reported cases

Kyriakos Tzanakis (United Kingdom)

eP13-004 / 1157: Experience of the placental site trophoblastic tumor management

Vladimir Bucinschi (Moldova)

eP13-005 / 1441: THE MALIGNANT MASQUERADE: CASE SERIES OF RARE PRESENTATIONS OF GESTATIONAL TROPHOBLASTIC NEOPLASM in a tertiary care medical college and research centre in india.

Ravi Koppad (India)

eP13-006 / 1443: Clinicopathological criteria of gestational trophoblastic diseases in patients of a single tertiary center: five years' experience

Hend Shabaan Rawatan (Egypt)

eP13-007 / 1615: Trophoblastic disease and viral oncogenesis: does genital human papillomavirus infection contribute to abnormal proliferation?

Nazlı Aylin Vural (Türkiye)

eP13-008 / 1681: Balancing surgical radicality and fertility preservation in the management of malignant ovarian germ cell tumours

Gaia Battista (United Kingdom)

eP13-009 / 1710: Gestational trophoblastic disease: insights from fifteen years of experience

Maria João Oura (Portugal)

14. Vaginal and vulvar cancer

eP14-001 / 23: Demographic profile of women with vulvar cancer in a tertiary referral centre in a socioeconomically deprived area of eastern São paulo

Pedro Lucas Pinheiro Mello (Brazil)

eP14-002 / 24: Overall survival in vulvar cancer: A retrospective cohort from a quaternary hospital in eastern São paulo

Pedro Lucas Pinheiro Mello (Brazil)

eP14-003 / 25: Clinical staging and treatment pathways in vulvar cancer: A retrospective analysis in a resource-limited urban setting

Pedro Lucas Pinheiro Mello (Brazil)

eP14-004 / 32: Topical 5-fluorouracil in the treatment of vaginal intraepithelial neoplasia (vAIN): experience from the largest tertiary centre in singapore and literature review

Simone Ong (Singapore)

eP14-005 / 57: Evaluation of clinicopathological features and prognoses of patients with vulvar sarcoma

Baki Erdem (Türkiye) (Inv)

eP14-006 / 105: Sentinel lymph node research with indocyanine green in vulvar cancer

Cristiane Rabello (Brazil)

eP14-007 / 151: The impact of surgical margin status on local recurrence in vulvar paget's disease: a systematic review and meta-analysis.

Alexander A. Tzanis (Greece)

eP14-008 / 230: Prognostic factors and quality of life in vulvar cancer patients: 12-year results from an eastern european center

Mihai Stanca (Romania)

eP14-009 / 246: Comparative efficacy of sentinel lymph node detection techniques in vulvar cancer

Marton Keszthelyi (Hungary)

eP14-010 / 251: Ulcerating nodular lesions of the vulva: A case series of benign to malignant lesions with clinical, dermoscopic, and histopathological correlation

Rama Padmavathi Namuduri (Singapore)

eP14-011 / 256: Risk factors for recurrence in vulvar squamous cell carcinoma: A systematic review and meta-analysis

Candra Novi Ricardo Silbarani (Indonesia)

eP14-012 / 299: Neoadjuvant chemotherapy in vulval cancer: west of scotland regional experience

Katy Welsh (United Kingdom)

eP14-013 / 300: Primary anogenital carcinoma of the vulva: dermoscopy features and a literature review

Michelle Kwek (Singapore)

eP14-014 / 306: vulvar cancer: A study of 20 cases

khattabi abir abir (Morocco)

eP14-015 / 321: Real-world outcomes of neoadjuvant chemotherapy followed by radiotherapy and interstitial implant in inoperable vulval cancer

Katy Welsh (United Kingdom)

eP14-016 / 330: Multizonal intraepithelial neoplasia of the lower genital tract and anus in women: terminology for defining the disease, an introduction by the BSCCP, IANS, EFC and BSSVD scientific committees

Laura Burney Ellis (United Kingdom)

eP14-017 / 331: The role of incisional negative pressure wound therapy in vulvar surgical outcomes

Diogo Gonçalves Freitas (Portugal)

eP14-018 / 394: Superparamagnetic iron oxide technique for sentinel lymph node mapping in patients with early-stage vulvar cancer

Marcin A. Jedryka (Poland)

eP14-019 / 412: Sentinel lymph node detection with magtrace® in early-stage vulvar cancer

Agnieszka Denecke (Germany)

eP14-020 / 417: Management of vulvar squamous cell carcinoma: A bicentric retrospective case series

Chaima Mbarki (Tunisia)

eP14-021 / 437: Survival of vulvar squamous cell carcinoma vs. vulvar malignant melanoma: A nationwide cohort study in Japan

Shin Nishio (Japan)

eP14-022 / 553: Ilio-inguinal lymphadenectomy for recurrent vulvar melanoma: surgical technique in 10 steps

Elena Rodriguez (France)

eP14-023 / 563: Laparoscopic versus open pelvic exenteration for advanced vulvar cancer

Mihnea Hostinar (Romania)

eP14-024 / 569: Laparoscopic dissection of suspicious external iliac lymph node with anatomical exposure of circumflex artery and femoral vessels in a patient with vulvar carcinoma: A surgical video presentation

Fatih sanlikan (Türkiye)

eP14-025 / 572: Aggressive clinical course of HPV-independent vulvar SCC with neurotropic and infectious complications in an immunofrail patient

Emina Ahmetić (Bosnia and Herzegovina)

eP14-026 / 582: Risk factors for vulvar intraepithelial neoplasia recurrence – long term follow-up of a randomised trial for primary imiquimod versus surgery

Gerda Trutnovsky (Austria)

eP14-027 / 588: [18F]FDG-PET/CT-based groin nodal assessment in vulvar and vulvovaginal melanoma staging: is it worthwhile?

Giulio Pisano (Italy)

eP14-028 / 608: Primary extramammary paget's disease of the vulva: dermoscopic clues to early, asymptomatic lesions

Rama Padmavathi Namuduri (Singapore)

eP14-029 / 613: Palliative surgery combined with surgical bedside electrochemotherapy for local control of recurrent vulvar and vaginal cancer: A case series

Giacomo Corrado (Italy)

eP14-030 / 629: The prognostic value of surgery in patients with locally advanced vulvar cancer: results from the SEER database and a chinese multicentre registry

Penglin Liu (China)

eP14-031 / 668: Vulvar dermatofibrosarcoma protuberans: case report and literature review

Julieth Lucia Florez-Castillo (Colombia)

eP14-032 / 707: Post operative complications and oncologic outcomes after inguino-femoral lymph adenectomy in vulval cancer (POOL-VC study)- retrospective single centre cohort study.

Debabrata Barmon (India)

eP14-033 / 798: Sentinel lymph node detection in vulvar cancer using indocyanine green and SPEC/CT: description of the technique and four years experience

Garrigós Llabata Enrique Eugenio (Spain)

eP14-034 / 810: Comparision of vulvar recurrences in HPV and non-HPV associated vulvar cancers

Tomas Pichlik (Czech Republic)

eP14-035 / 841: Intra-operative specimen PET-CT imaging in vulvar carcinoma: preliminary findings from the VIMAP prospective study

Anne-Sofie De Crem (Belgium)

eP14-036 / 861: Genomic profiling of primary vulvar squamous cell carcinomas and local recurrences

Guus Veldmate (The Netherlands)

eP14-037 / 881: Vaginal recurrence after cervical surgery

Salma Addi (Morocco)

eP14-038 / 916: Frequent primary reconstructions in vulvar cancer surgery are associated with a lower rate of unplanned reoperations – first results from a Finnish nationwide register study

Milla K. Mörsky (Finland)

eP14-039 / 993: Survival outcomes in women with squamous carcinoma of the vulva according to p16 and p53 status

Graham Macdonald (United Kingdom)

eP14-040 / 1004: Squamous cell carcinoma of the vulva: A decade of observational data

Selina Chiu (United Kingdom)

eP14-041 / 1012: Clinicopathological features and outcomes in six patients with primary vulvar paget disease: a retrospective case series

Süleyman Özen (Türkiye)

eP14-042 / 1017: Clitoral reconstructive surgery in vulvar cancer patients: a qualitative study about motives, experiences and outcomes

Guus Veldmate (The Netherlands)

eP14-043 / 1049: Velvet-RT: lower limb lymphedema after exclusive chemoradiotherapy for vulvar cancer – prevalence, risk factors, and quality-of-life impact

Simona Maria Fragomeni (Italy)

eP14-044 / 1059: Impact of V-Y flap reconstruction on wound healing outcomes following radical vulvectomy

Martin Janošik (Czech Republic)

eP14-045 / 1072: The immunohistochemical and serum profile of squamous cell carcinoma of the vulva: the dual vulvar panel (DVP) project.

Luigi Della Corte (Italy)

eP14-046 / 1073: Systemic inflammation indices and serum squamous cell carcinoma (SCC) antigen: an exploratory analysis on prognosis of patients with vulvar squamous cell carcinoma.

Luigi Della Corte (Italy)

eP14-047 / 1133: Itching for answers: A case of chronic vulvar lesions revealing paget's disease

Jan Paolo Sarmiento Gambalan (Philippines)

eP14-048 / 1149: Precision surgery in vulvar extramammary paget's disease: sentinel node mapping and posterior thigh flap reconstruction

Simona Maria Fragomeni (Italy)

eP14-049 / 1164: Vulvo-vaginal melanoma: A 19-year experience from a tertiary cancer center in india

Analise Maria D Mello (India)

eP14-050 / 1267: Radical groin resection and flap reconstruction in recurrent vulval squamous cell carcinoma: two surgical strategies for complex groin defects

Sabina Ioana Nistor (United Kingdom)

eP14-051 / 1269: Clinicopathologic characteristics and management outcomes of vaginal intraepithelial neoplasia and vaginal cancer: A retrospective descriptive study from a tertiary gynaecologic oncology centre

Oguz Arslan (Türkiye)

eP14-052 / 1296: Prognostic impact of low-volume metastatic disease in sentinel lymph nodes of patients with early-stage squamous cell carcinoma of the vulva

Patrícia Pinto (Portugal)

eP14-053 / 1300: Groin recurrence rates following exclusive indocyanine green (ICG) – based sentinel lymph node mapping in early-stage vulvar cancer

Arina Onoprienko (Austria)

eP14-054 / 1305: Bridging techniques: sentinel node mapping in vulvar cancer – „from open to laparoscopic approaches“

BISWAJIT DASH (India)

eP14-055 / 1311: Vulvar carcinoma: diagnostic and therapeutic insights from a case series

Chaima Derbel (Tunisia)

eP14-056 / 1320: Induction chemotherapy followed by volumetric modulated arc therapy ± brachytherapy for locally advanced vaginal carcinoma: A single-institution experience

Anastazija Aleksandrova Stanojevic (Croatia)

eP14-057 / 1326: Primary vulvar adenocarcinoma linked to extramammary paget's disease: A case report

Julieeth Lucia Florez-Castillo (Colombia)

eP14-058 / 1351: Clinicopathological characteristics and outcomes of women with vulvar cancer undergoing major surgery resulting in extensive skin defects

Kyveli Angelou (Greece)

eP14-059 / 1399: Metastatic vulvar leiomyosarcoma presenting with acute bleeding: A case report

Volkan Karatasli (Türkiye)

eP14-060 / 1439: Surgical margin and p16/p53 pattern as stage-independent predictors of local recurrence in vulvar cancer

Beata Vida (Hungary)

eP14-061 / 1474: Clinical outcomes and survival in vulvar cancer: the results of an Irish retrospective cohort

Aisling Mc Donnell (Ireland)

eP14-062 / 1487: Prospective study of near-infrared imaging versus near-infrared imaging plus radiocolloid lymphoscintigraphy for sentinel inguinofemoral lymph node detection in vulvar cancer

Vance Broach (United States)

eP14-063 / 1507: Vaginal cancer: about 21 cases, experience of a tunisian centre

Ekram Guerbej (Tunisia)

eP14-064 / 1519: The role of the sentinel lymph node technique in vulvar cancer management: experience from a tunisian center

Hafedh Abbassi (Tunisia)

eP14-065 / 1572: Controversy in the optimal treatment of stage II vaginal cancer: a literature review and case report

Juan Manuel Pina Moreno (Spain)

eP14-066 / 1636: Vertical DIEP flap reconstruction following radical vulvectomy for vulvar carcinoma in an elderly patient: A case report

Hasan Volkan Ege (Türkiye)

eP14-067 / 1650: Radiation-induced leiomyosarcoma in a patient with previous vulvectomy: excision with clear margins and reconstruction using skin flaps

Elga López González (Spain)

15. Organization of gynaecological cancer care

eP15-001 / 59: Establishment and future perspectives of the asian society of young gynecologic oncology (ASYGO) within ASGO

MISEON NAKAZAWA (Japan)

eP15-002 / 82: Evaluating the feasibility of large language models in gynecologic oncology decision-making: A comparative study of chatGPT, google gemini, and bing copilot

Tibor A Zwimpfer (Switzerland)

eP15-003 / 142: Biomarker screening for frailty in patients with gynecologic malignancies: a pilot study

Sophia Minou Herzog (Germany)

eP15-004 / 174: Ethical dilemmas in reproductive rights after cancer: the advocate's perspective

Zainab Zubair (Pakistan)

eP15-005 / 177: Predictors of surgical complications following gynecologic cancer surgery in a low income country: experience from two tertiary hospitals in rwanda

Kenneth Ruzindana (Rwanda)

eP15-006 / 183: Impact of the COVID-19 pandemic and the health care restructuring on the gynecologic cancer management at a hungarian tertiary centre

Zóárd Tibor Krasznai (Hungary)

eP15-007 / 242: Practical strategies for environmentally sustainable practices in gynecologic oncology

Ilker Kahramanoglu (Türkiye)

eP15-008 / 258: Initial experience with vNOTES hysterectomy for benign and malignant conditions by the department of gynaecological oncology in a singapore hospital

Yang Xuan Cassandra Ang (Singapore)

eP15-009 / 269: ESGO position statement: promoting inclusive surgical ergonomics in gynaecological oncology

Kalliopi Strataki (Ireland)

eP15-010 / 295: Breaking bad news – the perspective of women with gynaecological cancer (first results of the NOGGO-expression XX survey)

Ela Igde (Germany)

eP15-011 / 358: Prevalence of genital condyloma and HPV DNA positivity in turkish women: A comparative study between married and unmarried sexually active groups

Saniye Merve GÜL KARA (Türkiye)

eP15-012 / 375: Remote monitoring and continuous care program improves patient experience and outcomes in patients on systemic treatment for gynecologic malignancies

Limor Helpman (Israel)

eP15-013 / 536: Oncology nurse navigator improves treatment timelines in ovarian cancer: A retrospective monocentric study

Susanna Delfrati (France)

eP15-014 / 601: Stereotactic radiotherapy in elderly patients with metastatic gynecologic cancer

Cyrine Mokrani (France)

eP15-015 / 603: First access to the gynaecology outpatient clinic at the oncology orientation centre: the researcher nurse's role – a quantitative–qualitative analysis

giuseppe colonna (Italy)

eP15-016 / 664: Molecular classification in endometrial cancer: variability and clinical use across central, eastern, and southeastern europe

Anna Abacjew-Chmylko (Poland)

eP15-017 / 740: Discrepancies between multidisciplinary team decisions and artificial intelligence driven recommendations in a retrospective cohort of patients.

Vasilios Pergialiotis (Greece)

eP15-018 / 741: Implementation of enhanced recovery after surgery (ERAS) principles in gynecologic oncology: A multi-institutional evaluation from greece

Vasilios Pergialiotis (Greece)

eP15-019 / 757: Screening of human papillomavirus-related anogenital cancers in immunocompromised women: A systematic review of clinical practice guidelines

Abhiram Kanneganti (Singapore)

eP15-020 / 771: Jehovah's witness patients and bleeding: is gynecological surgery safe?

Christos Iavazzo (Greece)

eP15-021 / 851: The gynaecologic oncology expert nurse: preliminary impact on perceived quality, treatment adherence and continuity of care in a comprehensive cancer centre

Claudio Morelli (Italy)

eP15-022 / 893: Best practices for surgeon's formative feedback suitable in the operating room to the surgery resident

Delphine Hudry (France)

eP15-023 / 985: Evaluating the clinical utility and impact on health care utilization of serial troponin T monitoring in gynecologic cancer patients receiving immune checkpoint inhibitors – A single centre experience

Italo Fernandes (Canada)

eP15-024 / 1013: Effectiveness of psychosocial support interventions in women with gynecologic cancer: A systematic review and meta analysis

Esra Özer (Türkiye)

eP15-025 / 1029: The long road after recovery : insights into breast cancer follow-up from patients' perceptions

Farah Ben Aissa (Tunisia)

eP15-026 / 1063: Enhanced recovery after surgery in gynaecologic oncology – A feasibility study

Karen K (India)

eP15-027 / 1086: Emergency admissions and advanced ovarian cancer: A retrospective review at king's mill hospital, UK.

Katherine Phipps (United Kingdom)

eP15-028 / 1198: Cervical cancer and the immigration paradigm – what can we expect?

Luisa Cunha Silva (Portugal)

eP15-029 / 1211: Quality of life evaluated with the SF-36 questionnaire in patients with advanced-stage ovarian cancer: differences between PDS and IDS and potential prehabilitation strategies

Martina D'Alessandro (Italy)

eP15-030 / 1285: Precision, prevention and progress: charting two decades of change in gynaecological oncology

Sabina Ioana Nistor (United Kingdom)

eP15-031 / 1389: Patient satisfaction with clinical nurse specialist led clinic following treatment for A gynaecological malignancy.

Aidin Roberts (Ireland)

eP15-032 / 1477: Implementation of a tumor board in the management of advanced epithelial ovarian cancer: two-year experience from a peruvian institution

Marcos Heredia Vallejos (Peru)

eP15-033 / 1479: Innovating breast cancer care: tunisia's first use of indocyanine green fluorescence for sentinel lymph node mapping

Amani Abdeljabbar (Tunisia)

eP15-034 / 1504: Surveillance patterns in gynaecological malignancies: A Y-ECI EORTC survey

Ainhwa Madariaga (Spain)

eP15-035 / 1571: SACT utilisation in non-ovarian gynaecological cancers and impact on service delivery: west of scotland analysis

Kathryn Graham (United Kingdom)

eP15-036 / 1626: Assessment of radiation therapists' perception and management of acute radiotherapy side effects: focus on pelvic irradiation and radiodermatitis

Sarra Saidi (Tunisia)

eP15-037 / 1634: Understanding clinician perspectives on sexual health in gynecologic oncology: A multicountry study from the MENA region by the pan-arabian research society of gynecologic oncology (PARSGO)

Xezal Derin (Germany)

eP15-038 / 1659: Building educational capacity in integrated cancer centres – a systematic review

Monika Sobocan (Slovenia)

16. Trial in progress

eP16-001 / 215: Early diagnosis of high-grade serous epithelial ovarian cancer through the analysis of DNA derived from pap test smear (EVATEST study)

Domenica Lorusso (Italy)

eP16-002 / 266: Reported psychological stress and glucocorticoids in endometrial cancer patients – IPSECC feasibility study

Sarah Becker (United Kingdom)

eP16-003 / 307: Prospective observational study to develop a scoring system to predict serious adverse events due to chemotherapy in older patients with ovarian cancer (SENIOR STUDY, JCOG1913A)

Mayu Yunokawa (Japan)

eP16-004 / 571: A randomized controlled trial comparing the lee-huang point and conventional umbilical access for primary trocar placement in gynecologic oncology surgery: preliminary results on visualization and surgical satisfaction

Murat Api (Türkiye)

eP16-005 / 580: A randomised controlled trial to evaluate the efficacy of a dual-modality immunotherapy for HPV clearance: trials in progress

Murat Api (Türkiye)

eP16-006 / 650: GOG-3119/ENGOT-en29/TROFUSE-033: A phase 3, randomised study of sacituzumab tirumotecan plus pembrolizumab vs pembrolizumab alone as first-line maintenance therapy for mismatch repair-proficient endometrial cancer

Gemma Eminowicz (United Kingdom)

eP16-007 / 735: Effectiveness of A coriolus versicolor-based vaginal gel on cervical re-epithelialization, bleeding and high-risk HPV clearance after excisional treatment: preliminary results

Patricia Sanmartin Salinas (Spain)

eP16-008 / 742: A phase 1/2 trial investigating REGN5668, a MUC16×CD28 costimulatory bispecific antibody, in combination with other targeted therapies in patients with recurrent ovarian or endometrial cancer: trial in progress update

Els Van Nieuwenhuysen (Belgium)

eP16-009 / 778: Rationale and study design of the KOV-HIPEC-02R (RECOVER): A randomized, multicenter, open-label phase III trial of cytoreductive surgery and hyperthermic intraperitoneal chemotherapy in platinum-resistant recurrent ovarian cancer

Myong Cheol Lim (Republic of Korea)

eP16-010 / 795: Exploiting the synergistic effect of PARP inhibition with cisplatin and hyperthermia during interval cytoreductive surgery and HIPEC in ovarian cancer: the PROOV study – A phase I/II clinical trial

Leah J Frenkel (The Netherlands)

eP16-011 / 870: Prehabilitation with exercise and immunonutrition (ocoxin®) in the perioperative management of gynecologic malignancies under ERAS protocol. pre_ERAS study.

Panagiotis Tzitzis (Greece)

eP16-012 / 883: Protocol: selective omission management in POLE-mutated endometrial carcinoma (siMPLE)

Hyungyoung Seo (Republic of Korea)

eP16-013 / 1005: Therapeutic effect of surgical debulking of metastatic lymph nodes in cervical cancer stage IIIC: A phase III, randomized controlled clinical trial (KGOG1047; DEBULK trial)

Bo Seong Yun (Republic of Korea)

eP16-014 / 1251: A randomized, multicenter, open-label, phase 2 basket study of CYP11A1 inhibitor opevesostat in participants with selected solid tumors: study design of cohorts B and C of OMAHA-015

Antonio Gonzalez Martin (Spain)

eP16-015 / 1324: One step nucleic acid amplification (OSNA) versus ultrastaging to detect sentinel lymph node metastasis in endometrial cancer: a randomized, multicenter, controlled trial (SENT-OSNA trial).

Nicolò Bizzarri (Italy)

eP16-016 / 1383: Effectiveness of a multi-ingredient coriolus versicolor-based vaginal gel in patients coinfectd with HPV and HIV: a pilot observational study.

Jesús Joaquín Hljona Elósegui (Spain)

eP16-017 / 1436: EC_italynch: mainstreaming genetic testing for lynch syndrome in patients with endometrial cancer.

Rita Trozzi (Italy)

eP16-018 / 1470: Open label, multicenter, phase 2 study of farletuzumab ecteribulin, a folate receptor alpha-targeting antibody-drug conjugate, alone and in combination with lenvatinib in platinum-resistant ovarian cancer

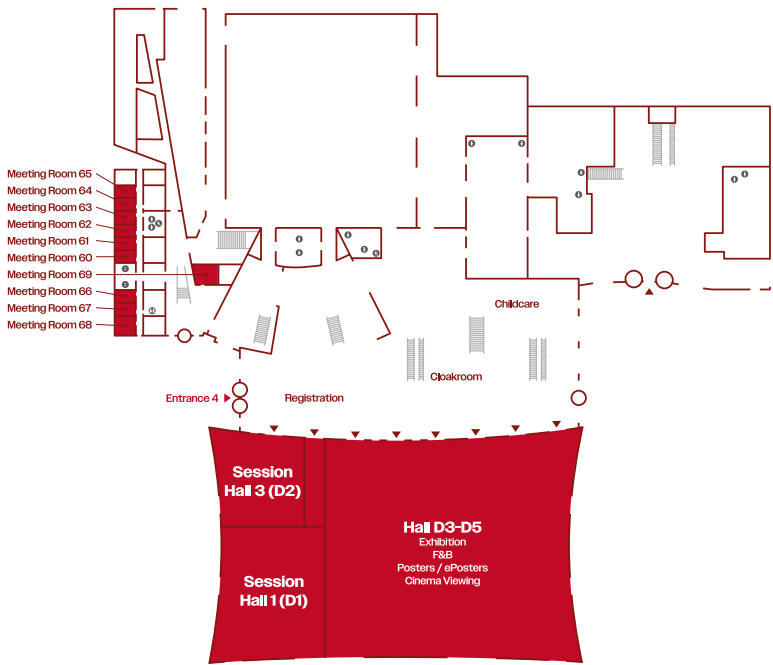
Robert M. Wenham (United States)

eP16-019 / 1726: First italian experience with the new robotic platform davinci SP to treat gynecologic malignancies

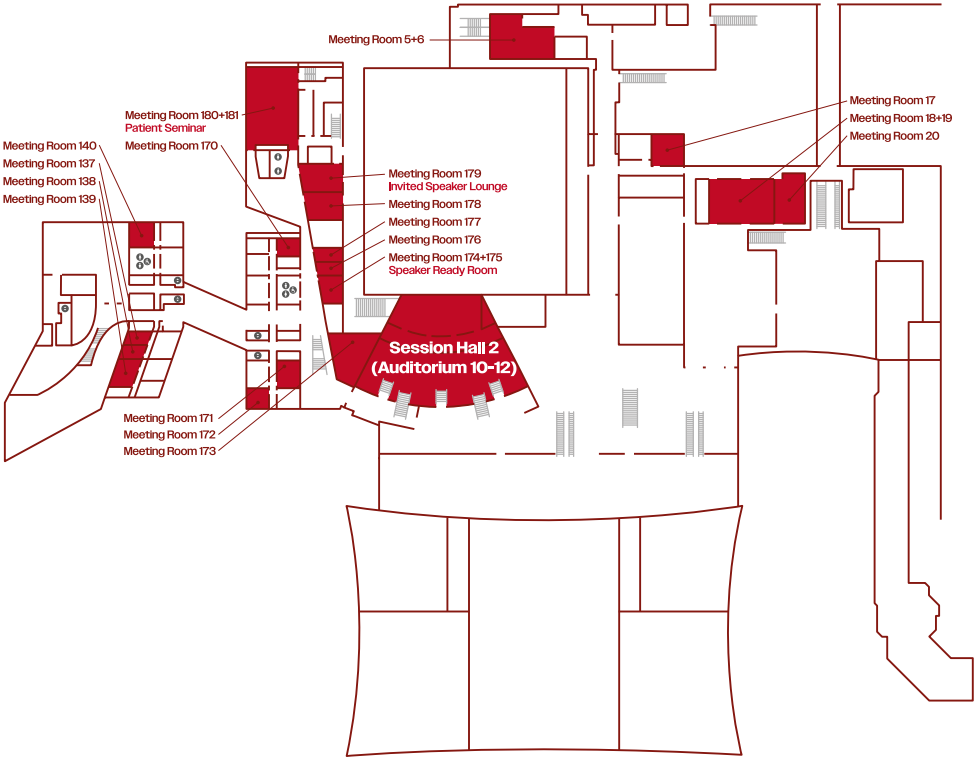
Valentina Bruno (Italy)

VENUE MAP

Ground Floor



First Floor



COMMITTEES

ESGO Officers

Anna Fagotti, *Italy*, President
Maja Pakiz, *Slovenia*, Vice-President
Jalid Sehouli, *Germany*, President-Elect
Nicole Concini, *Austria*, Past President

Council Members

Frederic Amant, *Belgium*
Ane Gerda Zahl Eriksson, *Norway*
Daniela Fischerová, *Czech Republic*
Viola Heinzlmann-Schwarz, *Switzerland*
Domenica Lorusso, *Italy*
Alejandra Martinez, *France*
Olga Matylevich, *Belarus*
Remi Nout, *The Netherlands*
Zoltan Novak, *Hungary*
Isabelle Ray-Coquard, *France*, ENGOT Chair
Basel Refky, *Bahrain*
Alvaro Tejerizo-Garcia, *Spain*
Nikolaos Thomakos, *Greece*
Kim Hulscher, *The Netherlands*, ENGAGE Co-chair
Philippe Morice, *France*, ENGAGE Co-Chair
Aleksandra Strojna, *Germany*, ENYGO Chair

Scientific Programme Committee

Scientific Programme Committee Chair

Viola Heinzlmann-Schwarz, *Switzerland*

Committee Members

Hanna Dahlstrand, *Sweden*
Houssein El Hajj, *France*
Ane Gerda Zahl Eriksson, *Norway*
Anniina Färkkilä, *Finland*
Kim Hulscher, *The Netherlands*
Trine Jakobi-Nøttrup, *Denmark*
Joanna Kacperczyk-Bartnik, *Poland*
Jonathan Ledermann, *United Kingdom*
Domenica Lorusso, *Italy*
Alejandra Martinez, *France*
Remi Nout, *The Netherlands*
Isabelle Ray-Coquard, *France*

GENERAL INFORMATION

Accreditation

The **27th European Congress on Gynaecological Oncology (ESGO 2026), Copenhagen, Denmark 26/02/2026–28/02/2026** has been accredited by the European Accreditation Council for Continuing Medical Education (EACCME®) with **19.5** European CME credits (ECMEC®s).

Each medical specialist can claim only those hours of credit that they spend in the educational activity. Credits will be converted based on one (1) hour of participation equalling one credit for all activities.

Credit Breakdown

Thursday, February 26	8 credits
Friday, February 27	6 credits
Saturday, February 28	5.5 credits

Obtaining Credits

As a CME provider, ESGO must deliver the number of credits to participants based on their actual attendance, therefore the congress organisers are required to monitor the presence of each participant for each session of the event. One entrance of each session hall will be clearly marked “CME credits” where hosts will scan participants’ badges to monitor their participation in scientific sessions. The total number of credits based on participation will be provided after completing an evaluation survey.

International Recognition

Through an agreement between the Union Européenne des Médecins Spécialistes and the American Medical Association, physicians may convert EACCME® credits to an equivalent number of AMA PRA Category 1 Credits™. Information on the process to convert EACCME® credit to AMA credit can be found at <https://edhub.ama-assn.org/pages/applications>.

Live educational activities, occurring outside of Canada, recognised by the UEMS-EACCME® for ECMEC®s are deemed to be Accredited Group Learning Activities (Section 1) as defined by the Maintenance of Certification Program of the Royal College of Physicians and Surgeons of Canada.

Badges

Access to the Congress is only possible with your personal name badge. Please **wear your badge at all times**, including at any ESGO 2026 offsite events.

If you forget/lose your badge, the registration desk can reprint it for 20 EUR.

All ESGO members will have “ESGO member” printed on their badge. If your member acknowledgement is missing, please come to the registration desk and you will receive a new badge.

Blackout Policy

ESGO kindly requests that all delegates and supporters (sponsors, exhibitors, special interest groups, and other stakeholders) respect the ESGO blackout policy and refrain from holding organised meetings for more than 8 people in parallel with the scientific sessions.

Blackout Times

Thursday, February 26	12:30–19:00
Friday, February 27	08:30–18:00
Saturday, February 28	09:00–19:00

Certificate for Active Participation

This certificate will be automatically sent to **presenting authors** by email after the Congress.

Certificate of Attendance

This certificate will be automatically sent to **all participants** by email after the Congress.

CME/CPD Certificate

At the end of the Congress a link to complete an online evaluation form* will be sent to all registered participants with an explanation on how to claim your CME/CPC Certificate.

**This is a mandatory process requested by the U.E.M.S. / EACCME (European Accreditation Council for Continuing Medical Education).*

Please see the Accreditation section above for further details.

Childcare

The pre-registered daycare service is located on the ground floor.

Cinema Viewing

Video submissions are shown in the Cinema Viewing area located in the Exhibition Hall, close to the ESGO booth.

Cloakroom

A cloakroom is available to keep your coats and luggage. It is located on the ground floor and is free of charge for delegates and exhibitors. For security reasons, please be informed that suitcases are not allowed within the Congress area and must be stored at the cloakroom.

Congress Abstracts & Embargo Policy

All accepted abstracts (incl. late-breaking abstracts) will be published in the online supplement of the *International Journal of Gynecological Cancer* (IJGC), which is also available via the ESGO 2026 Congress website and mobile app. The full text of regular abstracts will be published 10 days prior to the Congress (February 16) and late-breaking abstracts on the first day of the Congress (February 26).

Congress App

Please do not forget to download the **ESGO Events App** at home before the Congress starts. The ESGO Events App allows you to access the scientific programme from your iPhone, iPad, or Android phone. You can view sessions by day and category, access abstracts and e-posters, locate exhibitors and much more.

Please sign in to the **ESGO Events App** with your email. Check your mailbox or spam for the verification code.

After downloading the app, you must **sign-in** to see the Congress content. Please use the same email address as you used for registration. ESGO members should use their membership email address.

Once logged in, you can search through the scientific programme and receive up-to-date information and special notifications, customise your personal schedule, communicate with other delegates, browse abstracts and ePosters, interact with session chairs via questions, vote in selected sessions, and turn-on live captions for live transcriptions and translations.

Congress Venue
Bella Center Copenhagen (Bella Arena)
Martha Christensens Vej 8, 2300 Copenhagen
www.bellacentercopenhagen.dk

Please use entrance No. 4 to reach the ESGO Congress.

Currency
The official currency in Denmark is Danish krone (crown), abbreviated as DKK. The exchange rate is approx. 1 € = 7,50 DKK.

Emergency Telephone Number
The emergency number **112** can be dialled free of charge. To contact the Danish police, please dial **114**.

Guest Attendance Policy
All event activities (including educational sessions, meal functions, exhibition, etc) are exclusively reserved for registered attendees. Non-registered guests (including children, family members, colleagues, etc) are not allowed in any of the event areas (except for the pre-registered daycare service). Badges provided at the registration desk are required for entrance into all functions and will be strictly enforced.

Industrial Exhibition
Companies are given the opportunity to display their latest products, services and technical innovations. The exhibition area is located on the first floor of the Bella Arena (Halls D3-D5). Opening hours are as follows:

Thursday, February 26	12:00–20:00
Friday, February 27	10:00–17:30
Saturday, February 28	10:00–17:00

Journal
All accepted abstracts from ESGO 2026 are published in an online supplement to the *International Journal of Gynecological Cancer* (IJGC).

Language
The official language of the Congress is English. Simultaneous translation will not be provided.

Liability & Insurance
The Congress organisers cannot accept liability for personal injuries sustained, for loss or damage of property belonging to Congress participants, either during, or as a result of the event. Participants are advised to take out their own personal travel and health insurance for their trip.

Live Captions & Translation

For the comfort of all delegates, live captions are available via the ESGO Events App. With AI-powered live transcriptions and translations, users can select live captions in their spoken language or opt for translations in their preferred language, ensuring seamless comprehension and engagement during the event. Please click on the **live captions** tab under each interactive session to see transcribed text.

Photography & Recording Privileges

Congress content is copyright of ESGO, however, non-flash photography using personal devices and for strictly personal, social or non-commercial use is permitted if not disruptive to the speaker and/or other session attendees. Video or audio recording in scientific sessions is not permitted unless authorised by ESGO.

During the Congress, photographs will be taken. This serves the purpose of publication on ESGO's website and/or social media platforms. It may hereby be possible that people present are also photographed in a way that they can be identified. The legal basis for photographing is Article 6, Paragraph 1, lit. f GDPR. ESGO's legitimate interest is to publicly document the event.

This is explicitly stated at each event. If required, you can obtain information at the registration desk of the event if you do not wish that photographs in which you are identifiable will be published.

Poster/ePoster Area

Paper poster boards and ePoster terminals are located in the Exhibition Hall (D5).

Recognition, Acknowledgements & Industry Support

In accordance with compliance regulations, industry supporting the Congress will be acknowledged separately from the scientific programme. Industry information will appear at the back of the book.

Recorded Sessions

The scientific programme in the three main halls will be recorded and available on eAcademy for all Congress participants (including those who attend online) after the Congress until June 14, 2026.

Refreshments

Coffee and lunch will be served in the Exhibition Hall at the times indicated in the programme overview and are included in the registration fee.

Registration Helpdesk

The registration desk will be located on the ground floor of the Bella Arena.

Opening hours are as follows:

Thursday, February 26	08:00–19:00
Friday, February 27	07:30–18:00
Saturday, February 28	07:00–19:00

Responsibility

The participant acknowledges that they have no right to lodge damage claims against the organisers should the holding of the Congress be hindered or prevented by unexpected political or economic events, by force majeure or should the non-appearance of speakers or other reasons necessitate programme changes. With their registration, the participant accepts this condition.

Safety & Security

Please do not leave any bags or suitcases unattended at any time, whether inside or outside session halls.

Scanning of Badges

Participants are not obliged to allow exhibitors to scan their badge in the exhibition area or when entering an industry symposium. Participants must show their badge to enter the Congress venue and associated venues, but do not need to allow a company to scan it. If you allow a company to scan your badge, you acknowledge that your registration details will be forwarded to the exhibitor.

Speaker Ready Room

The Speaker room is located on first floor of the Bella Center (rooms 174+175) and will be open as follows:

Thursday, February 26	08:00–19:00
Saturday, February 27	07:30–18:00
Friday, February 28	07:00–19:00

Sustainable Congress

ESGO deeply cares about the environment and therefore is assessing the sustainability of all activities at the Congress to reduce our environmental footprint. For this reason, the majority of the Congress materials are purely digital. We will supply you with a water bottle made of sugarcane and you are kindly requested to keep it throughout the Congress and refill it at the dedicated water stations.

Taxi

A taxi stand is conveniently located in front of the Bella Center. If you prefer to pre-book a taxi, please contact one of the following companies:

- +45 35 35 35 35 – TAXA
- +45 27 27 27 27 – Taxi 2x27
- +45 48 48 48 48 – Dan taxi

Time Zone

The time zone in Copenhagen is CET (Central European Time) UTC/GMT +1 hour.

Wi-Fi Connection

Free internet connection is available for Congress delegates at the venue. Please be aware that public Wi-Fi capacity is always limited and therefore limited to email and web browsing activity.

Wi-Fi Network: ESGO2026
Password: Lilly26#

INFORMATION FOR ORAL PRESENTERS & CHAIRPERSONS

Please check the ESGO Events App for the interactive online programme in case of last-minute scheduling changes.

The **Speaker Ready Room** is located on the first floor of Bella Center (rooms 174+175) and will be open as follows:

Thursday, February 26	08:00–19:00
Saturday, February 27	07:30–18:00
Friday, February 28	07:00–19:00

Oral presentations

- If using a PowerPoint presentation, please note you need to bring it on a disk or key memory stick (using the USB port in the computer) and upload it on one of the congress computers in the Speaker Ready Room, **at least 1 hour before the start of the session.**
- If combining video with PowerPoint, please make sure to check in the session hall where your lecture is taking place (perhaps during a coffee or lunch break prior to your session) at least 30 minutes before the start of the session. This is important even if you have checked it in the Speaker Ready Room and will ensure the smooth running of your session.
- **Mac (Apple) users** may alternatively use their own laptop computer. In this case, please provide a HDMI adapter for the external signal. Please inform the Speaker Ready Room staff at least 1 hour before the start of the session and test your presentation in the hall where your lecture is taking place, as outlined above.

Please note that in compliance with the EACCME® requirements all speakers are required to include a slide disclosing conflicts of interest at the beginning of their presentations.

All speakers with an oral presentation will be asked to sign an online publication authorisation form and agree to the publication of your presentation in PDF format to eAcademy.

All recorded sessions as well as final presentations in non-editable version will be available on ESGO eAcademy for Congress delegates after the event, and later on to ESGO members.

INSTRUCTIONS FOR POSTERS & EPOSTERS

The Poster Area will be located in the Exhibition Hall. Posters will be organised according to the topics and numbers. The poster boards will be labelled with a Poster ID according to the programme. Please see the list of posters for the board number on which you should display your poster.

Authors are invited to put up their posters on Thursday, February 26, 2026, from 12:00 onwards. Posters will be displayed throughout the Congress.

We kindly ask presenters to remove their posters **before** 20:00 on Saturday, February 28, 2026. Posters that remain after this time will be removed and discarded.

All presenting authors are expected to be present at their posters during Poster Walks on Friday, February 27, 2026 between 17:20–18:20.

Poster Walks

Selected posters will be invited to join the new **Moderated Poster Walks** to be held on **Friday, February 27, 2026** between **17:20–17:50**. Selected paper posters will be moderated and commented on by discussants. The presenting author must be present and answer questions from the discussant and the audience.

All other paper posters will be for **poster viewing only**, and no official time for discussion is given to these authors. However, we would like to ask all authors to stand by their poster(s) during the Poster Walks session to potentially answer questions from the participants.

Best Poster Award

During the Poster Walks, please use the ESGO Events App to rate the posters you find most engaging. Posters can be rated on a scale of 1 to 5 stars, with 5 being the highest score.

The author of the highest-scoring poster will be acknowledged and presented with a certificate during the Closing Ceremony on Saturday, February 28, 2026, from 18:50 to 19:20.

ePosters

ePoster terminals are located in the Exhibition Hall. They can also be accessed via the mobile APP or browsed in the online scientific programme.

There will also be one **Moderated ePoster Session** in the **Cinema Viewing Area** on **Friday, February 27, 2026** between **17:50–18:20**.

Cinema Viewing

Video abstracts will be shown at the Cinema Viewing area in the Exhibition Hall, close to the ESGO booth, at times indicated onsite.

NETWORKING EVENTS

THURSDAY, FEBRUARY 26, 2026

18:10–19:00 Opening Ceremony

All delegates are invited to join the Opening Ceremony in the Session Hall I (D1). The session will include welcome speeches, IJGC awards, and a special guest.

19:00–20:00 Welcome Drink

Greet your colleagues and friends during a welcome drink in the Exhibition Hall to close the first Congress day.

FRIDAY, FEBRUARY 27, 2026

13:50–14:50 ESGO General Assembly (for ESGO members only)

All ESGO members are welcome to participate in this assembly where important decisions about the future of the society will be made, including the elections of the new Council members. Please join us in Session Hall 3 (D2).

19:00–22:00 Invited Speakers' Dinner (by invitation only)

Our faculty members are kindly invited to a dinner in the Copenhagen Townhall. Bus transportation from the hotel will be provided.

SATURDAY, FEBRUARY 28, 2026

07:30–08:15 9th ESGO Awareness Run & Walk*

Start your day with some meaningful exercise near the Congress venue. Winners of the run will get a plaque for Best Runners during the Closing Ceremony.

We will meet at 7:30 in front of Bella Center (entrance No. 4) to raise awareness on early detection of gynaecological cancers and HPV vaccination programmes!

**Please book your ticket at the registration desk, the cost is 15 € and includes a T-shirt and refreshments.*

08:15–08:30 ENYGO Traditional Tree Planting

After the refreshing morning exercise, continue the momentum by participating in ENYGO's tree planting initiative, the 8th traditional tree planting. Contribute to a greener Copenhagen while supporting a great cause. Together, let's make a lasting environmental impact!

10:05–11:05 Presidential and Awards Session

Join the ESGO President for this special session where the two ESGO Award Winners will be introduced, and listen to the summary of the Presidency and future visions of the society.

18:50–19:20 Closing Ceremony

All delegates are invited to join the Closing Ceremony to conclude the Congress. This session will include the ESGO Awareness Run Awards, Young Investigator Award, Best Poster Award, and announcement of the ESGO Quiz Winner. Do not miss the presentation of the future Congress destination!

19:20–20:00 Farewell Drink

Stay till the end of the Congress to part with friends, old or new in the exhibition area. Let's close the greatest European gynae-oncology congress together!

21:00–02:00 Networking Event*

We invite all delegates, fellows, students, and trainees to join friends and colleagues at a networking event in the Sjøpavillonen for an evening full of dancing and fun.

**Please check for availability at the registration desk, the cost of the ticket onsite is 40 € and includes the entrance fee, cloakroom, DJ, and two drinks. No transfer will be provided. Exclusive until 23:00, and afterwards open to the public.*

ESGO CONNECTS

ESGO invites you to engage with several Committees during the Congress breaks in the **Cinema Viewing area** (in the Exhibition Hall, close to the ESGO booth) as they showcase their projects and initiatives. Discover the following ESGO Connects sessions, formerly known as *ESGO Happenings*:

THURSDAY, FEBRUARY 26, 2026

Mentorship Programme

Time: 15:40–16:00

Speakers: *Maja Pakiz, Tanja Nikolova, Andrej Cokan, Houssein El Hajj*

We are delighted to announce that the ESGO Mentorship Programme 2026–2027 will begin with a dedicated mentor–mentee meet-up during the Copenhagen Congress. This short session will help participants connect, share expectations, and build the foundation for meaningful collaboration throughout the year. The meeting will also be open to all Congress attendees interested in learning more about the programme and its impact.

FRIDAY, FEBRUARY 27, 2026

ENGAGE

Time: 10:35–11:00

Speakers: *Kim Hulscher, Ico Toth, Anne de Middelaeer, Maria Papageorgiou, Houssein El Hajj, Richard Toth, Zoia Razumova*

Quality of Life sits at the heart of gynaecological oncology care, yet its meaning is not the same for everyone. Join us for this short session as we explore Quality of Life from a range of perspectives. What does it look like for a patient? For a survivor? For a psychologist or a surgeon? How do these viewpoints connect, and how can we better support patients at every stage of their pathway?

We're excited to also launch the new ENGAGE "Purple Flower" initiative during this session. Come and find out how you can be part of it – supporting patients, raising awareness, and helping Quality of Life remain at the centre of care.

Education Committee

Time: 13:15–13:45

Speakers: *Daniela Fischerova, Blanca Gill, Rene Verheijen, Alejandra Martinez, Ignacio Zapardiel*

Come and learn about the future of ESGO training with the new special interest modules and a brief introduction to the GESEA Level 3 Oncology pathway, designed to advance your skills. Stay to celebrate the accomplishments of our community as we formally award Diplomas to the 2025 Certified Fellows. This is your chance to connect, learn, and congratulate!

1. ESGO Curriculum – Introduction of the new special interest modules, eLogBook in RedCAP, Q&A session

Speakers: Daniela Fischerova, Blanca Gill & René Verheijen

2. Handover of Diplomas to Fellows certified in 2025

Speaker: Daniela Fischerova, René Verheijen

3. GESEA Introduction

Speakers: Alejandra Martinez & Ignacio Zapardiel

Sustainability Quiz

Time: 15:55–16:15

Speaker: *Frederic Amant*

Join us during the Copenhagen Congress for a short, engaging activity focused on **environmental sustainability** in gynaecological oncology. Test your knowledge in a **quick quiz**, learn something new, and take part in shaping a more sustainable future of our field. The quiz winner will receive a free ticket to the ESGO 2027 Congress.

SATURDAY, FEBRUARY 28, 2026

Accreditation Committee

Time: 13:40–14:00

Speakers: *Ignacio Zapardiel, Rene Verheijen*

In 2025, 37 centres received ESGO (re)accreditation. We are meeting to celebrate and appreciate our highly dedicated team of jurors and visitors, who volunteer their time to thoroughly assess each application. The accreditation process simply could not be completed without their expertise and commitment.

Interested in obtaining ESGO Accreditation in Cervical Cancer Management? We are also happy to announce that the application process for this specific accreditation has been updated, making it more accessible so that a wider range of centres can benefit from this prestigious award.

World Gynecological Oncology Day Dance

Time: 16:25–16:45

Facilitators: *Patient advocates*

Feeling tired after a full day in the session halls? Ready to refresh your mind and move a little?

Join us during the last coffee break in **Session Hall 3 (D2)** for a fun and energising stretch session, where you'll learn the official dance of World Gynecological Oncology Day, celebrated every year on 20 September.

Take this moment to recharge, have fun, and be part of something bigger. You'll be able to bring the dance back to your team and help spread the message by contributing to this global awareness initiative.

Move, connect, and make an impact — we look forward to seeing you there!

AWARDS AND RECOGNITION

IJGC Awards

Pedro T. Ramirez, the Editor-in-Chief of the *International Journal of Gynecological Cancer* will present the awards during the Opening Ceremony on Thursday, February 26, 2026 at 18:10 in the Session Hall 1 (D1).

The **Most Downloaded Article Awards** are given to the lead authors of the most downloaded, second most downloaded, and third most downloaded articles.

The **Top Reviewer Awards** are awarded to ten reviewers, as determined by the Editor-in-Chief and associate editors.

ESGO Helga Salvesen Translational and Research Award

The prize will be awarded to **Prof. Frédéric Amant** (Belgium) during the Presidential and Awards Session on Saturday, February 28, 2026 at 10:05 in the Session Hall 1 (D1).

ESGO Giovanni Scambia Award for Exceptional Mentorship

The prize will be awarded to **Dr. Pedro T. Ramirez** (USA) during the Presidential and Awards Session on Saturday, February 28, 2026 at 10:05 in the Session Hall 1 (D1).

ENYGO Young Investigator Award

The award will be given to the author of the best presentation within the Young Investigator Session during the Closing Ceremony on Saturday, February 28, 2026 at 18:50 in the Session Hall 1 (D1).

ESGO Awareness Run Awards

Winners of the run will get a plaque for Best Runner (man) and Best Runner (woman). The awards will be presented during the Closing Ceremony on Saturday, February 28, 2026 at 18:50 in the Session Hall 1 (D1).

Best Poster Award

The author of the highest-scoring poster will be acknowledged and presented with a certificate during the Closing Ceremony on Saturday, February 28, 2026 at 18:50 in the Session Hall 1 (D1).

ESGO 2026 Quiz Award

The top three quiz participants with the highest score will be acknowledged at the at the Closing Ceremony on Saturday, February 28, 2026 at 18:50 in the Session Hall 1 (D1).

ACKNOWLEDGEMENTS TO CONGRESS PARTNERS

Platinum Partners



Gold Partners



Silver Partners



Bronze Partners



Partners



INDUSTRY SUPPORTED SESSIONS

THURSDAY, FEBRUARY 26, 2026

Cinema Viewing Area

12:05-12:25 **Company Presentation: How the Modern Perfusion Technology Can Improve the HIPEC Outcome of Ovarian Cancer Patients**



This session is organised by RanD

Session Hall 2 (Auditorium 10-12)

12:30-13:30 **Industry Symposium 1: Navigating the Course of Advanced Ovarian Cancer Maintenance Therapy with Current and Emerging Biomarkers**
Chair: Bradley J. Monk (United States)



This session is organised by GSK

12:30-12:35	Introduction <i>Bradley J. Monk (United States)</i>
12:35-12:55	Embarking on the Journey with Personalized Treatment Decisions <i>Claudia Marchetti (Italy)</i>
12:55-13:15	Charting the Way for Long-term Outcomes and Optimized Patient Care <i>Maria Pilar Barretina-Ginesta (Spain)</i>
13:15-13:25	Discussion with Q&A <i>Bradley J. Monk (United States)</i>
13:25-13:30	Closing Remarks <i>Bradley J. Monk (United States)</i>

Session Hall 3 (D2)

12:30–13:30 Industry Symposium 2: Optimizing Management in Platinum-Resistant Ovarian Cancer: From Early Diagnosis to Strategic and Targeted Treatment Sequencing

Chairs: Isabelle Ray-Coquard (France), Jonathan Andrew Ledermann (United Kingdom)



This session is organised by AbbVie

12:30–13:00 **Early Diagnosis for Improved Treatment of Platinum-Resistant Patients**

Jonathan Andrew Ledermann (United Kingdom)

13:00–13:30 **Tailored Therapy Pathways for Optimized Treatment Sequencing for PROC Patients**

Isabelle Ray-Coquard (France)

FRIDAY, FEBRUARY 27, 2026

Session Hall 2 (Auditorium 10-12)

11:00–12:00 Industry Symposium 3: Shaping the Future of Endometrial Cancer Management: Clinical Strategies and Study Updates

Chair: Isabelle Ray-Coquard (France)



This session is organised by MSD

11:00–11:05 **Welcome and Introductions**

Isabelle Ray-Coquard (France)

11:05–11:20 **First-Line Endometrial Cancer: Role of Immune Checkpoint Inhibitors**

Floor Backes (United States)

11:20–11:35 **Role of ADCs in Post-ICI Treatment Strategies**

Isabelle Ray-Coquard (France)

11:35–11:50 **Patient Case: Sequencing Therapies in Advanced EC**

Bhavana Pothuri (United States)

11:50–11:55 **Q&A Session**

11:55–12:00 **Closing Remarks**

Session Hall 3 (D2)

11:00–12:00 **Industry Symposium 4: PARP Inhibitors in Advanced Ovarian Cancer. Expanding Horizons: Transforming Outcomes and Supporting Patients to Move Forward**

Chair: Domenica Lorusso (Italy)



This session is organised by pharma&

11:00–11:05	Introduction <i>Domenica Lorusso (Italy)</i>
11:05–11:20	Sustaining the Future: Long-Term Insights on First-Line Maintenance in Advanced Ovarian Cancer <i>Rebecca Kristeleit (United Kingdom)</i>
11:20–11:35	PARP Inhibitors: Unveiling Their Role in HRD-Negative and HRD-Unknown patients <i>Vanda Salutari (Italy)</i>
11:35–11:55	Living with Advanced Ovarian Cancer <i>Jalid Sehouli (Germany), Robin Lyn Gooch (Germany)</i>
11:55–12:00	Q&A and Closing Remarks <i>Domenica Lorusso (Italy)</i>

Session Hall 2 (Auditorium 10-12)

13:50–14:50 **Industry Symposium 5: Evolving Strategies in Platinum-Resistant Ovarian Cancer: Bridging Evidence, Regulation, and Clinical Care**

Chair: Thomas J. Herzog (United States)



This symposium is organised by GOG/Corcept Therapeutics

13:50–13:55	Welcome and Context Setting <i>Thomas J. Herzog (United States)</i>
13:55–14:10	Platinum-Resistant Ovarian Cancer: Beyond ADCs: New Pathways and Expanding Options <i>Christina Fotopoulou (United Kingdom)</i>
14:10–14:20	From Data to Decision: Applying PFS and OS Outcomes in Practice <i>David SP Tan (Singapore)</i>
14:20–14:30	Biomarkers and sequencing: matching the right patient to the right therapy <i>Angelica Nogueira Rodrigues (Brazil)</i>
14:30–14:40	Expert Panel: Bridging Evidence, Regulation, and Real-World Care <i>Thomas J. Herzog (United States), Christina Fotopoulou (United Kingdom), David SP Tan (Singapore)</i>
14:40–14:50	Audience Q&A and Closing Remarks <i>Thomas J. Herzog (United States)</i>

SATURDAY, FEBRUARY 28, 2026

Session Hall 1 (D1)

11:30–12:30 **Industry Symposium 6: Endometrial Cancer Through the Clinical Lens: From Diagnosis to Decision**

Chair: Domenica Lorusso (Italy)



This session is organised by AstraZeneca

11:30–11:35 **Welcome and Introductions**

Domenica Lorusso (Italy)

11:35–11:50 **Navigating the Complexity of Treatment of First-Line, Advanced/Recurrent Endometrial Cancer**

Domenica Lorusso (Italy)

11:50–12:05 **Case Study One: Stage IIIC2 High-Grade p53 mut (POLE wt, pMMR) Endometrial Carcinoma**

Stephan Polterauer (Austria)

12:05–12:10 **Panel Discussion and Live Audience Q&A**

12:10–12:25 **Case Study Two: Stage IVB High-Grade p53 WT (pMMR, POLE & ER negative) Serous Endometrial Cancer**

Els Van Nieuwenhuysen (Belgium)

12:25–12:30 **Panel Discussion and Live Audience Q&A**

Navigating the course of advanced ovarian cancer maintenance therapy with current and emerging biomarkers

Date: February 26, 2026

Time: 12:30 CET

Location: Session Hall 2

Agenda:

Symposium introduction

Dr. Brad Monk (Chair)

Embarking on the journey with personalized treatment decisions

Dr. Claudia Marchetti MD, PhD

Charting the way for long-term outcomes and optimized patient care

Dr. Maria Pilar Barretina Ginesta



Dr. Claudia Marchetti MD, PhD

Associate Professor, Department of Woman's and Child Health and Public Health Sciences, Gynecologic Oncology Unit, Fondazione Policlinico Universitario A. Gemelli IRCCS, Largo Agostino Gemelli Italy



Dr. Maria Pilar Barretina-Ginesta, MD

Head of Medical Oncology Department at Catalan Institute of Oncology
Associate Professor, Girona University
GEICO Vice President



Dr. Brad Monk

Florida Cancer Specialists and Research Institute
Medical Director Late-Phase Clinical Research
West Palm Beach, FL 33401

Professor, University of Central Florida College of Medicine

Vice President and Member Board of Directors
GOG-Foundation
Director GOG-Partners

Organised and funded by GSK.

Scientific dissemination is based on published and accessible data and has an informative/educational purpose. To this end, the data is presented faithfully reflecting scientific publications without any modification or addition. Its content is protected by copyright and may not be reproduced (photo, recording or "screen prints"), disclosed or transmitted to any third party by any means, without written authorization of GSK. We remind you that you are in a scientific environment aimed at health professionals and that it is not allowed to spread promotional messages to general public. Therefore, please do not include the content of the meeting in your social media posts related to this meeting.

The information included is for Healthcare Professionals only.
This session is not included in main event CME/CPD credit

Optimizing Management in Platinum-Resistant Ovarian Cancer: From Early Diagnosis to Strategic and Targeted Treatment Sequencing

Thursday 26 February 2026 | 12:30-13:30 CET

Session Hall 3 in Congress Hall D2

Bella Center Copenhagen, Denmark



Jonathan Ledermann

University College London
London, United Kingdom



Isabelle Ray-Coquard

Centre Léon Bérard
Université Claude Bernard Lyon I
Lyon, France

Introduction

Jonathan Ledermann

Early Diagnosis for Improved Treatment of Platinum-Resistant Patients

Jonathan Ledermann

Tailored Therapy Pathways for Optimized Treatment Sequencing for Platinum-Resistant Patients

Isabelle Ray-Coquard

Panel Discussion

All Faculty



ESGO symposium
27 February 2026 • Copenhagen, Denmark

Shaping the future of endometrial cancer management: Clinical strategies and study updates

Bella Center Copenhagen
Session Hall II
Copenhagen, Denmark

Friday, 27 February 2026
11:00 – 12:00 (CET)

Chair



Isabelle Ray-Coquard, MD, PhD

President, ENGOT group
Past President, GINECO
Centre Leon Berard Lyon France
Laboratoire RESHAPE U1290
Université Claude Bernard Lyon Est
Lyon, France

Faculty



Floor J. Backes, MD

Professor
Director of Clinical Research
Associate Fellowship Director
Division of Gynecologic Oncology
Department of Obstetrics and Gynecology
The Ohio State University College of Medicine
The James Cancer Hospital and Solove Research Institute
Columbus, Ohio, USA



Bhavana Pothuri, MD, MS

Medical Director, Clinical Trials Office,
Laura and Isaac Perlmutter Cancer Center
Professor, Departments of
Ob/Gyn and Medicine
NYU Grossman School of Medicine
NYU Langone Health
New York, New York, USA

Agenda

11:00 – 11:05	Welcome and introductions <i>Isabelle Ray-Coquard</i>
11:05 – 11:20	First-line endometrial cancer: Role of immune checkpoint inhibitors <i>Floor Backes</i>
11:20 – 11:35	Role of ADCs in post-ICI treatment strategies <i>Isabelle Ray-Coquard</i>
11:35 – 11:50	Patient cases: Sequencing therapies in advanced EC <i>Bhavana Pothuri</i>
11:50 – 11:55	Q&A <i>All faculty</i>
11:55 – 12:00	Closing <i>Isabelle Ray-Coquard</i>

Symposium sponsored by MSD

This session is not included in main event CME/CPD.

This program is not intended for healthcare professionals who practice in, are licensed to practice in, or reside in the U.S., its territories, or Puerto Rico.

Copyright © 2026 Merck & Co., Inc., Rahway, NJ, USA and its affiliates. All rights reserved. HQ-NON-01385 02/26 W7885894



PARP Inhibitors in Advanced Ovarian Cancer

Expanding Horizons: Transforming Outcomes and Supporting Patients to Move Forward

Join our scientific symposium, organised and funded by pharma&, at the ESGO 2026 Congress



27 February 2026
11:00 am–12:00 pm CET



Session Hall 3
Bella Center Copenhagen



Prof. Domenica Lorusso (Chair)

Humanitas Hospital
San Pio X Humanitas
University, Milan, Italy



Dr Rebecca Kristeleit

Guy's and St Thomas'
NHS Foundation Trust,
London, UK



Dr Vanda Salutari

Catholic University
of The Sacred Heart,
Milan, Italy



Prof. Jalid Sehoul


Charité -
Universitätsmedizin
Berlin, Berlin, Germany
ESGO president



Mrs Robin Lyn Gooch

Actress & Singer,
Patient & Representative
German Ovarian
Cancer Foundation

Agenda	Speaker(s)	Timings
Welcome and Introduction	Prof. D. Lorusso	11:00–11:05
Sustaining the Future: Long-Term Insights on First-Line Maintenance in Advanced Ovarian Cancer	Dr R. Kristeleit	11:05–11:20
PARP Inhibitors: Unveiling Their Role in HRD-Negative and HRD-Unknown Patients	Dr V. Salutari	11:20–11:35
Living with Advanced Ovarian Cancer	Prof. J. Sehoul & Mrs R. L. Gooch	11:35–11:55
Q&A and Closing Remarks	Prof. D. Lorusso	11:55–12:00



For healthcare professionals only
NPM-EUR-RUC-523-(09-01-2026)

This session is not included in
main event CME/CPD credits

Endometrial cancer through the clinical lens: From diagnosis to decision

Saturday 28 February 2026 | 11:30-12:30 CET

Location: Session Hall D1, Exhibit Hall Floor

Join our expert faculty for this interactive, case-driven symposium. Explore real-world patient cases and discover how published clinical evidence guides first-line treatment strategies for advanced or recurrent endometrial cancer

11:30 Navigating the complexity of treatment of first-line, advanced/recurrent endometrial cancer

Domenica Lorusso

11:50 Case study 1*: Stage IIIC2 high-grade TP53-mutated (POLE-wildtype, pMMR) endometrial carcinoma

Stephan Polterauer

12:10 Case study 2*: Stage IVB high-grade TP53-wildtype (pMMR, POLE and ER-negative) endometrial cancer

Els Van Nieuwenhuysen



Domenica Lorusso

*Humanitas Hospital San Pio X
and Humanitas University,
Rozzano, Milan, Italy*



Stephan Polterauer

*Department of Obstetrics and
Gynecology, Comprehensive
Cancer Center, Medical
University of Vienna,
Vienna, Austria*



Els Van Nieuwenhuysen

*Department of Gynecological
Oncology, UZ Leuven,
Leuven, Belgium*

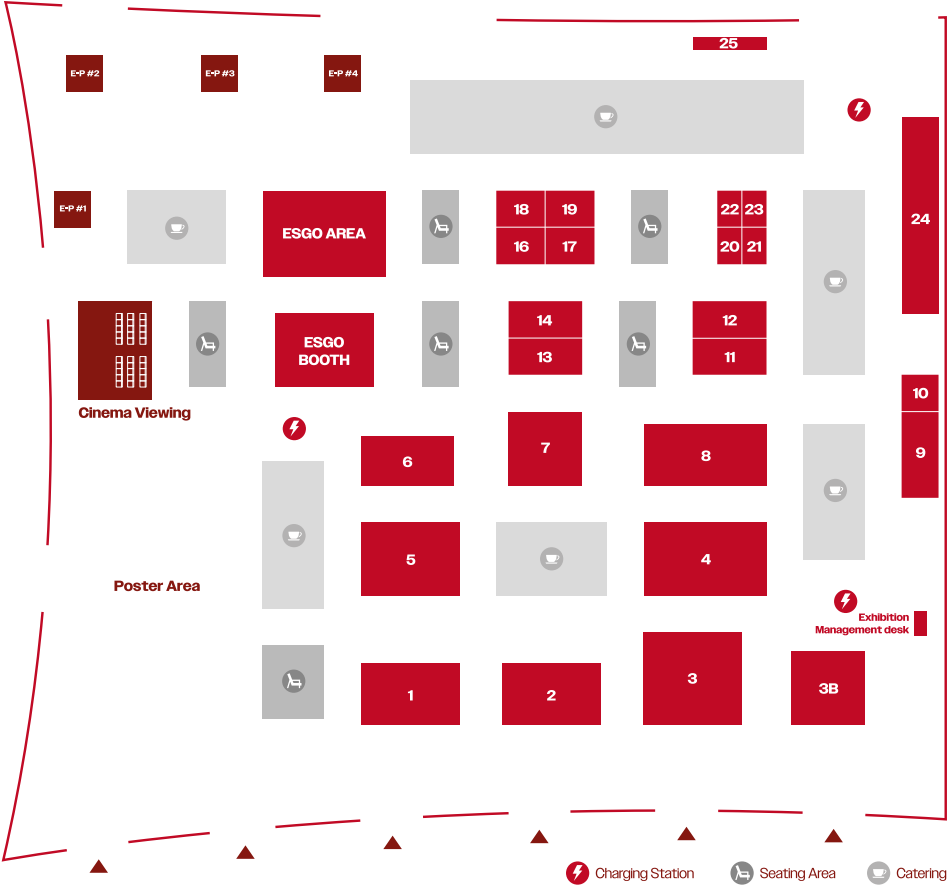
***Cases are selected by the faculty members.**

This medical educational symposium is organised and funded by AstraZeneca Global UK, Shaftesbury Rd, Cambridge, CB2 8DU, UK.
This meeting is intended for healthcare professionals only.
This session is not included in main event CME/CPD credit.

Abbreviations: CET, Central European Time; CME, continuing medical education;
CPD, continuing professional development; ER, oestrogen receptor;
ESGO, European Society of Gynaecological Oncology; pMMR, proficient mismatch repair;
POLE, DNA polymerase epsilon; TP53, tumour protein 53; UZ, University Hospital.



EXHIBITION PLAN



List of Exhibitors

- | | |
|----|----------------------|
| 1 | pharma& |
| 2 | GSK |
| 3 | AbbVie |
| 3B | Lilly |
| 4 | Genmab |
| 5 | MSD |
| 6 | Medtronic |
| 7 | Corcept Therapeutics |
| 8 | AstraZeneca |
| 9 | KLS Martin Group |
| 10 | Karl Storz |
| 11 | Procure Health |
| 12 | Zentalis |

- | | |
|----|---------------------|
| 13 | Regeneron |
| 14 | RanD |
| 16 | Eisai |
| 17 | Erbe Elektromedizin |
| 18 | Johnson & Johnson |
| 19 | Sysmex |
| 20 | Therma Solutions |
| 21 | Espin Medical |
| 22 | Gilead |
| 23 | epitype |
| 24 | Intuitive |
| 25 | Wisepress |



Olivia.

Your Ovarian Cancer Support

Olivia is a dedicated resource, designed to provide everyday support for people diagnosed, being treated for and living with ovarian cancer, as well as their support networks and healthcare teams.

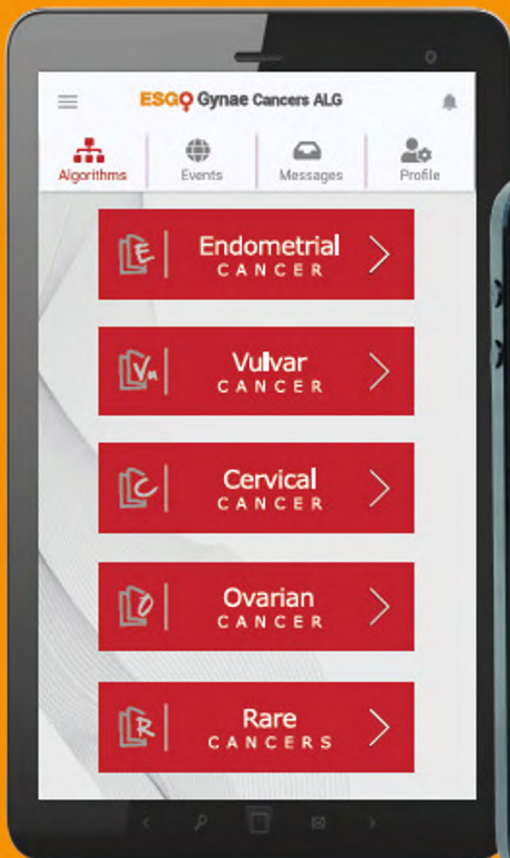


ESGO
EUROPEAN SOCIETY
OF GYNAECOLOGICAL
ONCOLOGY

ENGAGEo
EUROPEAN NETWORK
OF GYNAECOLOGICAL CANCER
ADVOCACY GROUPS



ALL GYNAE CANCERS GUIDE



**NEW
EC CASE-BASED
DECISION TOOLS**

**RISK GROUPS
ADJUVANT THERAPY
SURGERY**

**ENDOMETRIAL
CANCER UPDATE
GUIDE**

**BASED ON
ESGO-ESTRO-ESP
EC GUIDELINES
2025**



ESGO

CONGRESS + 2027

FEBRUARY 25–27
LONDON | UK

congress.esgo.org

Join us in
LONDON

B R I D G I N G S C I E N C E A N D C A R E